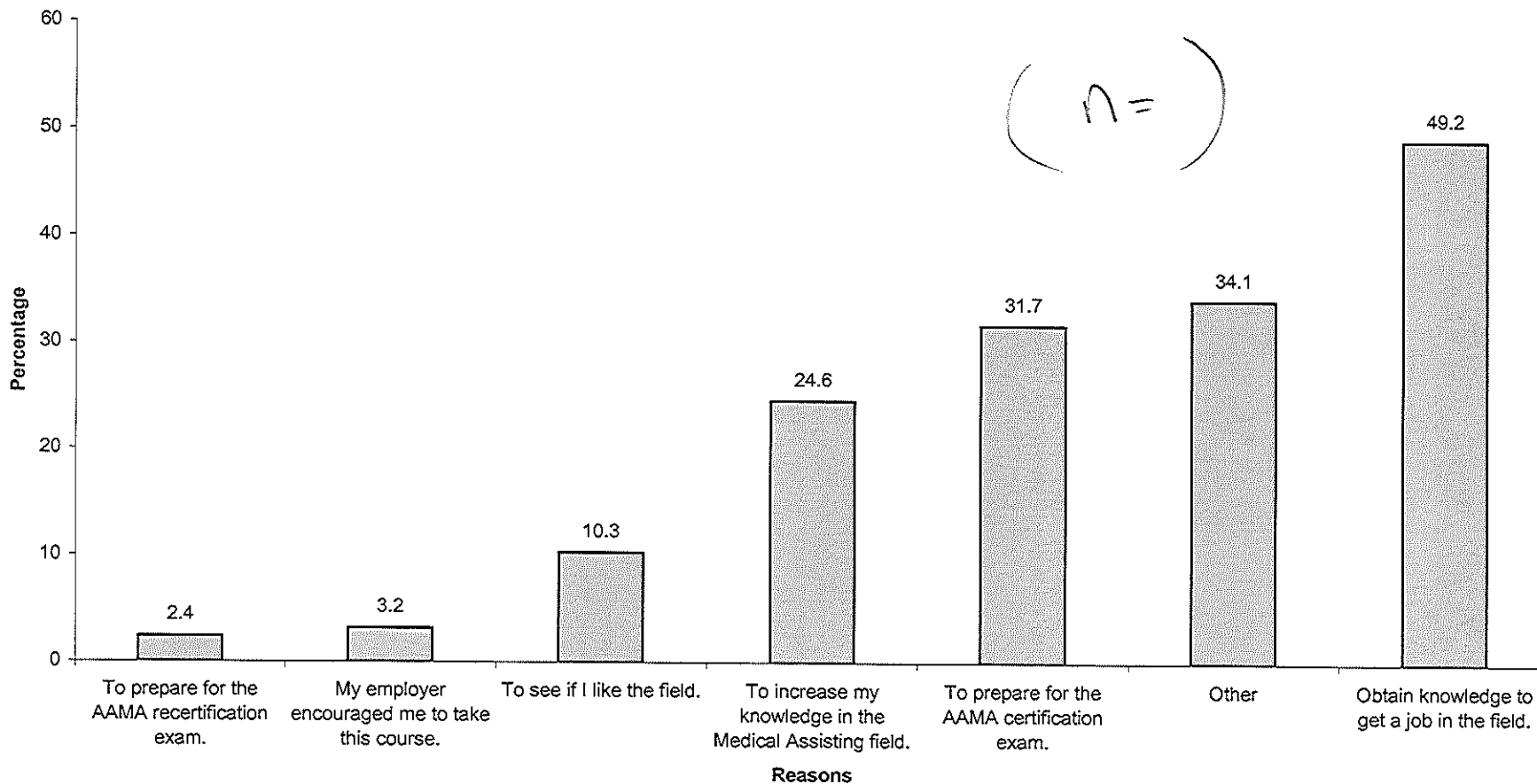
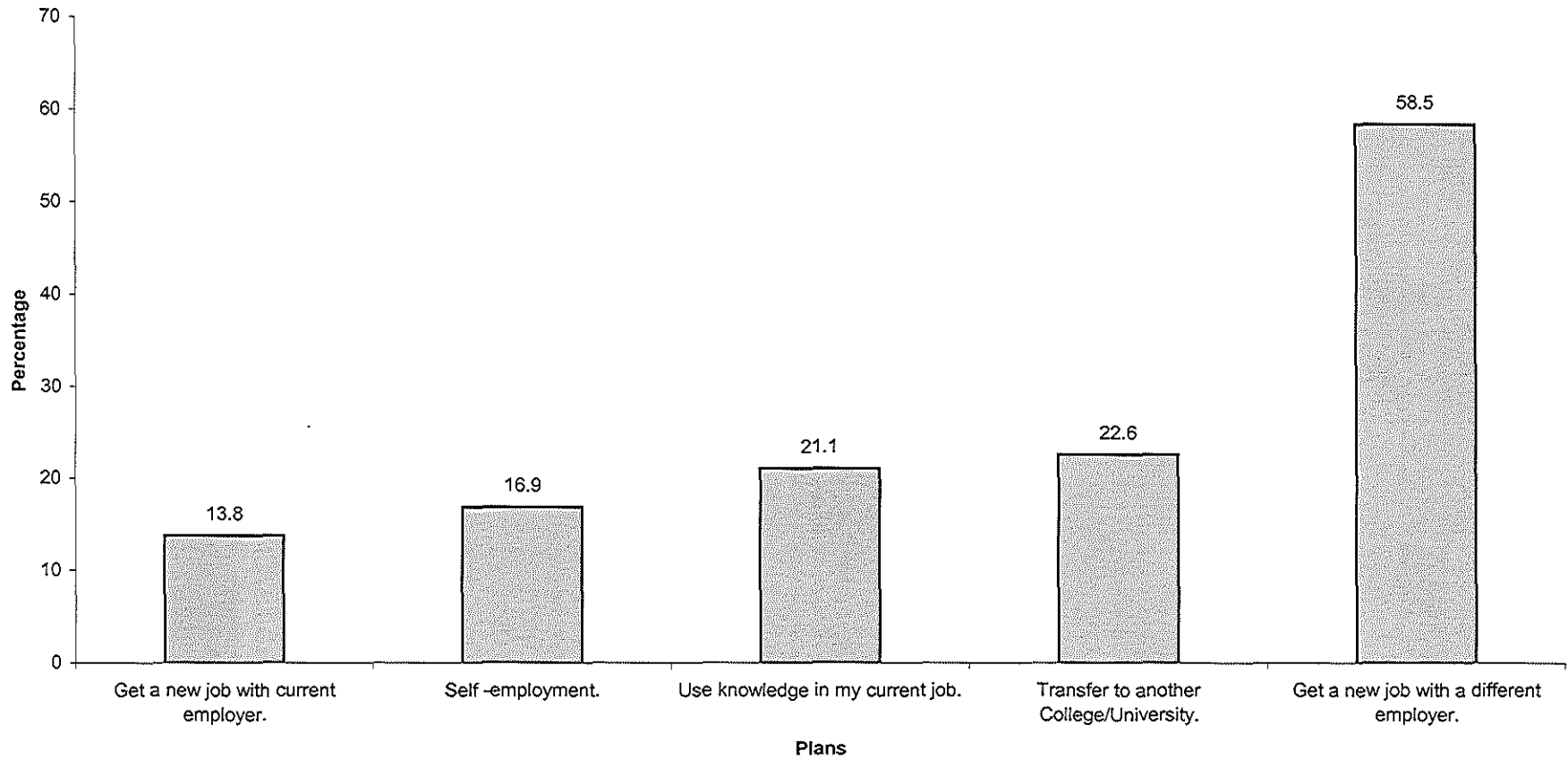


Figure 1: Reason For Taking Courses



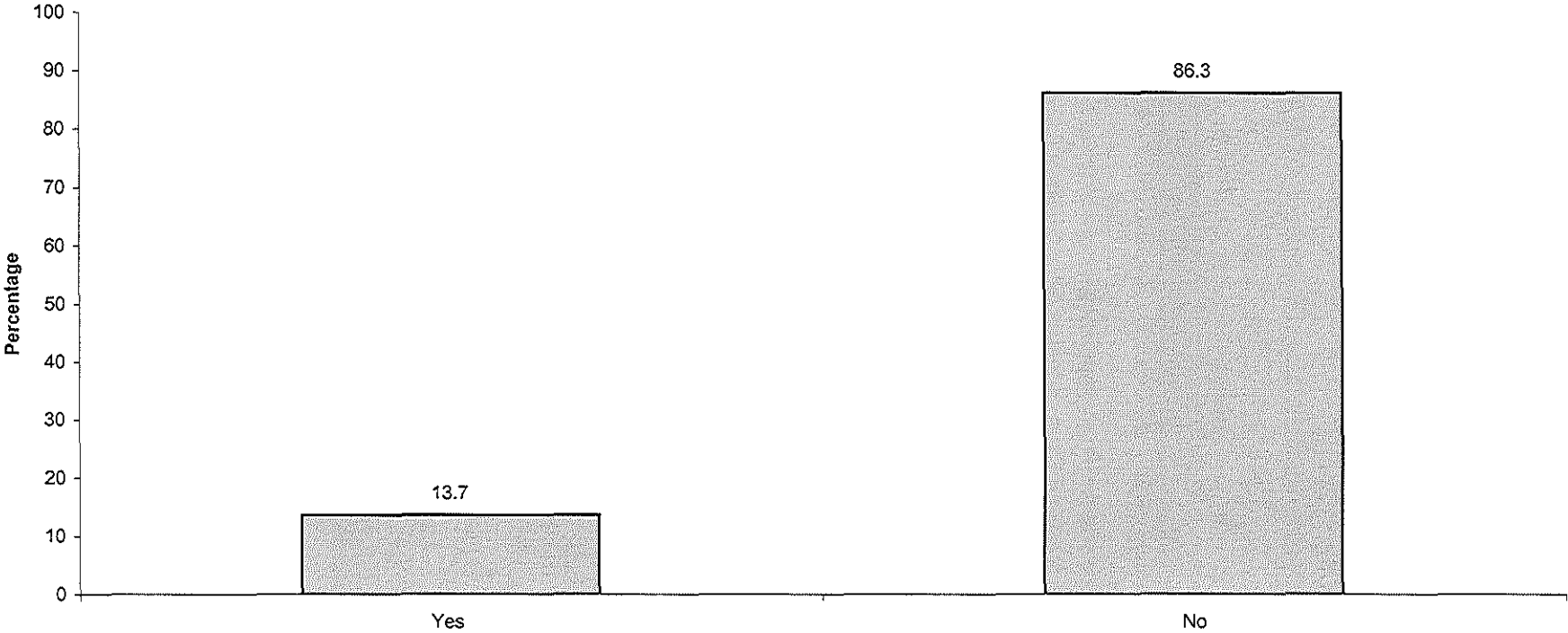
Analysis:

Figure 2 How Students Planned to Use Knowledge and Skills Gained In Course



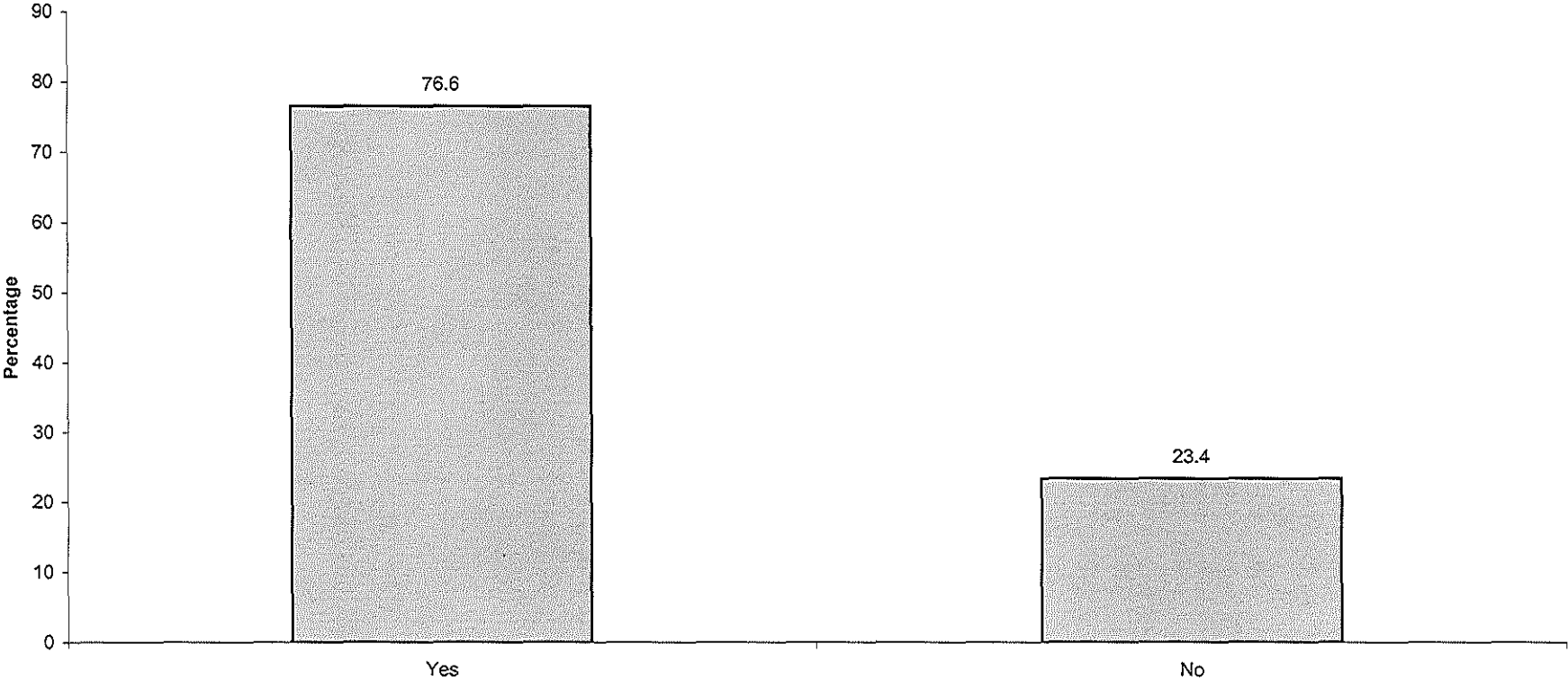
Analysis:

Figure: 3 First Time Taking A College Course



Analysis:

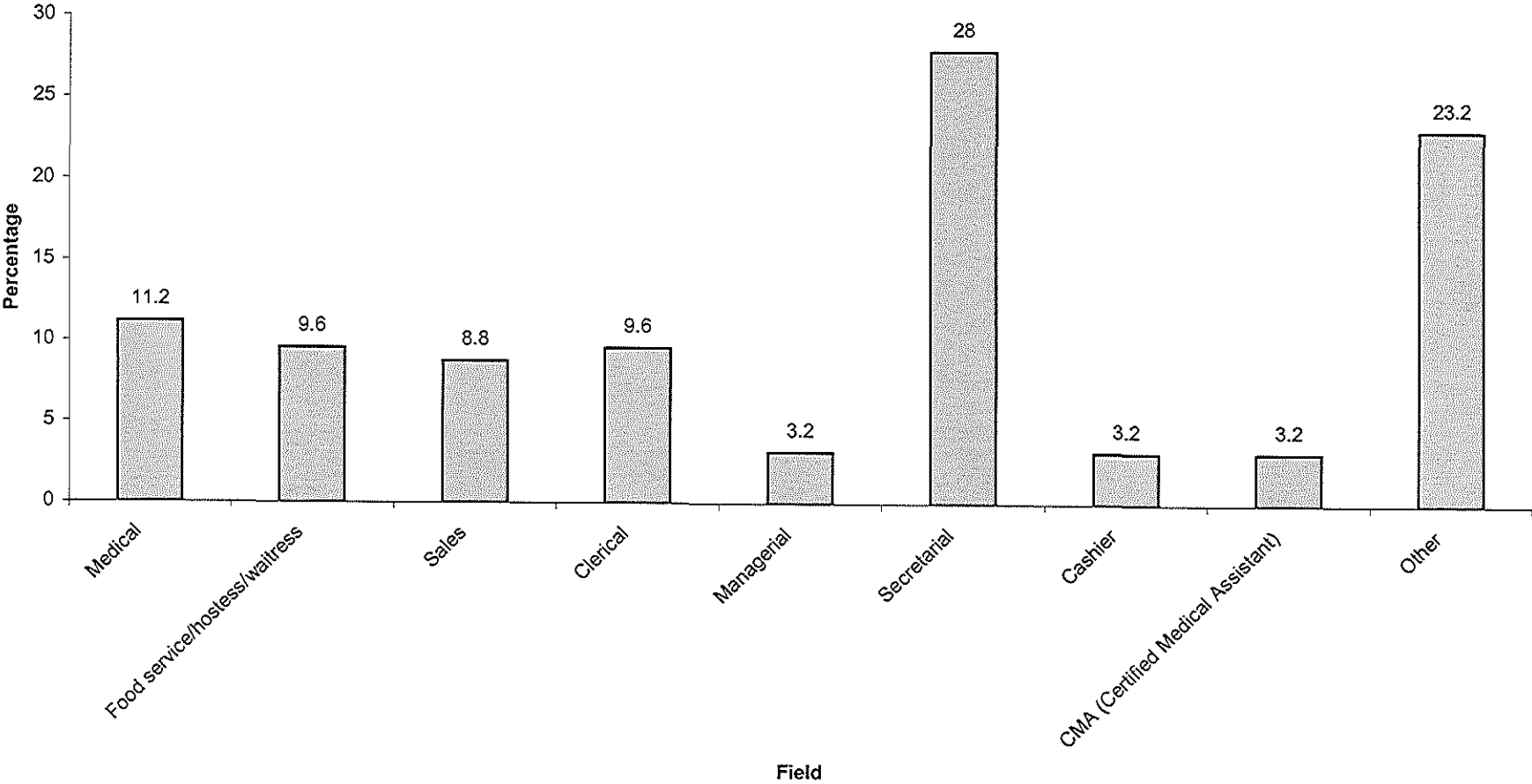
Figure: 4 Ever Taken an OCC Course



Analysis:

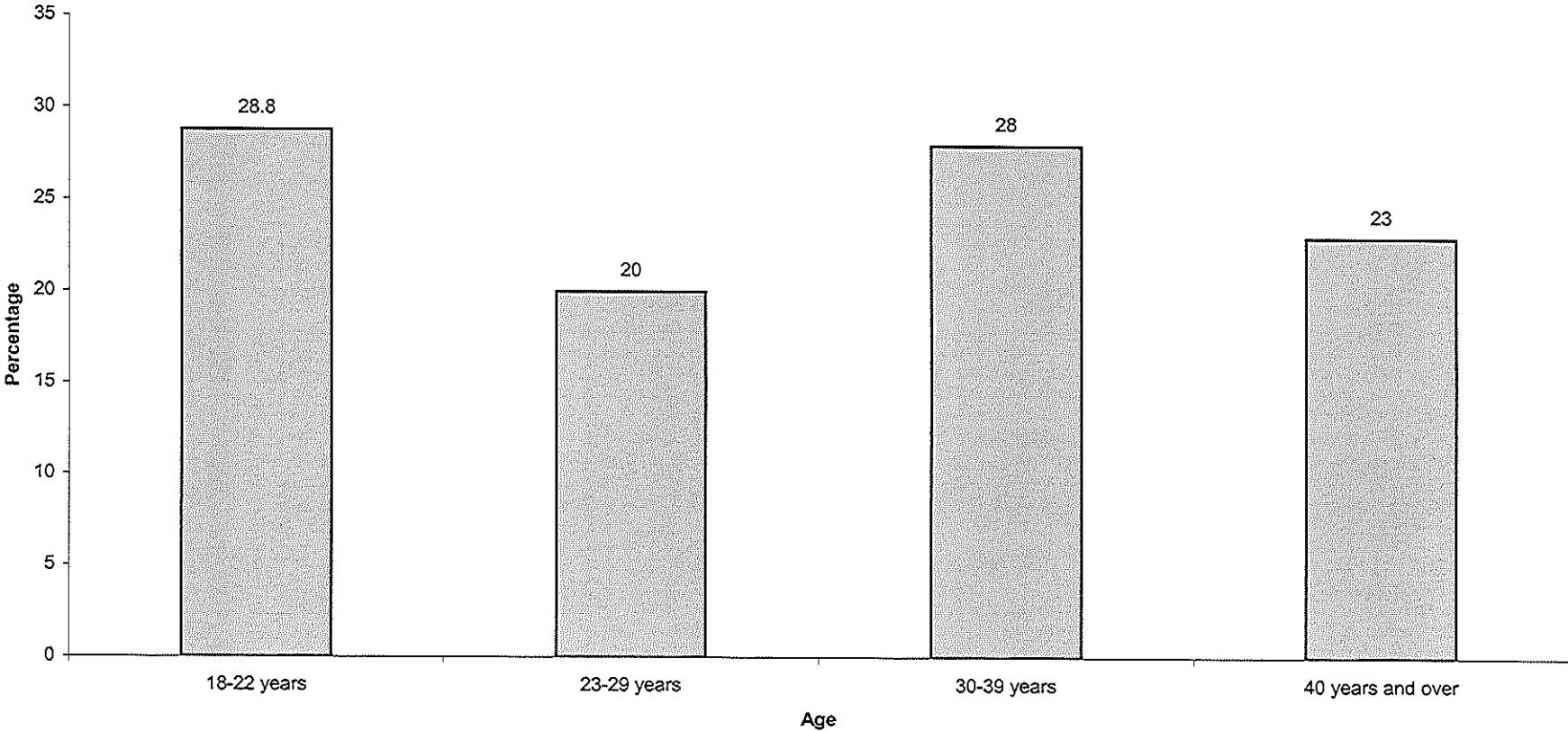
Oakland Community College
Medical Assistant In-Class Survey Analysis
Winter 2002

Figure 8: Current Job Field



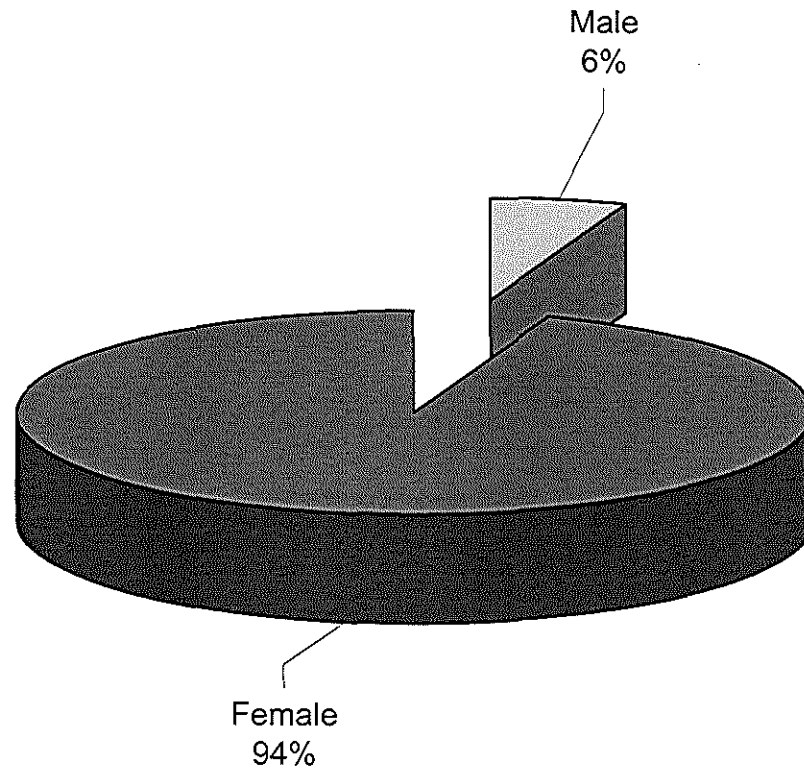
Analysis:

Figure 9: Age of Respondents



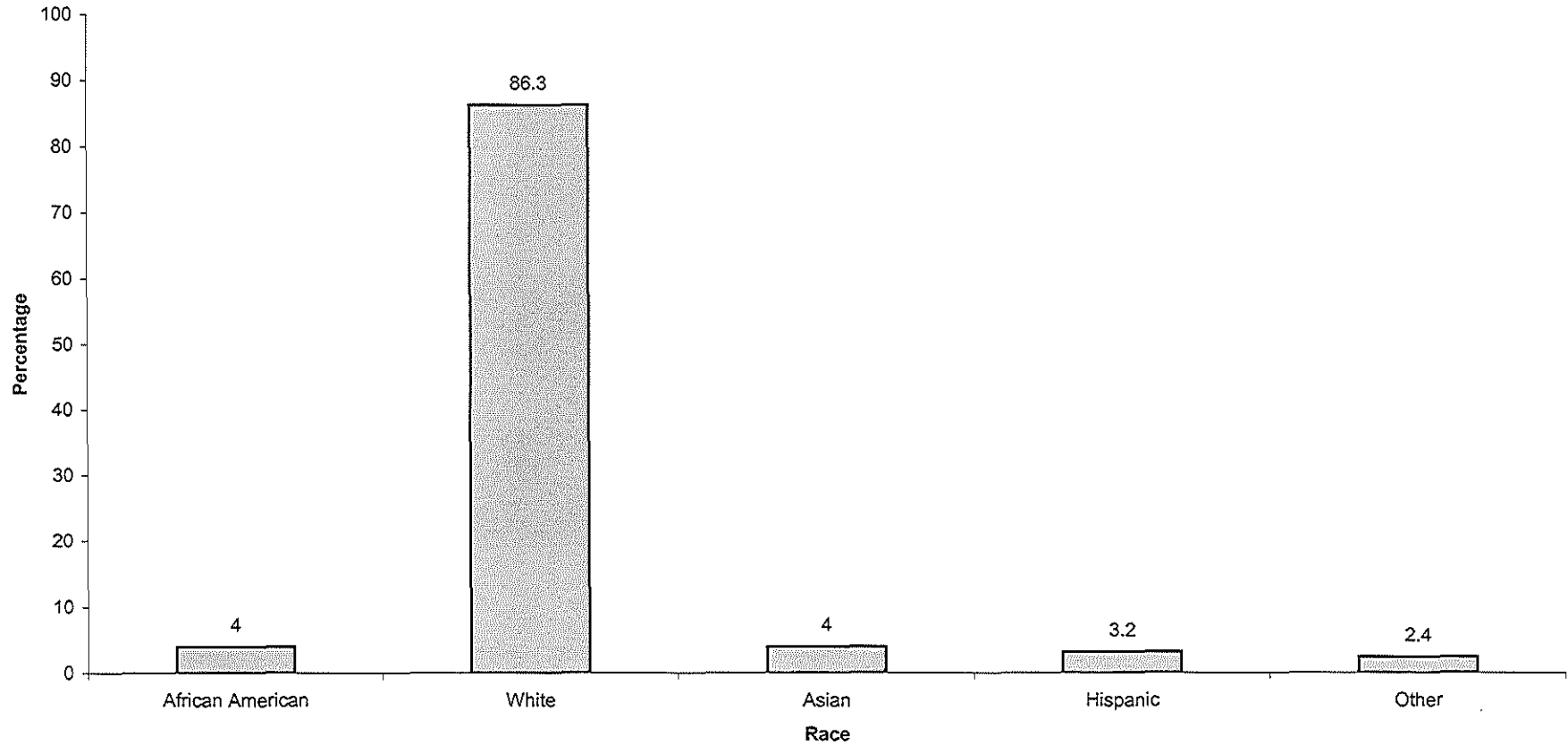
Analysis:

Figure 10: Gender



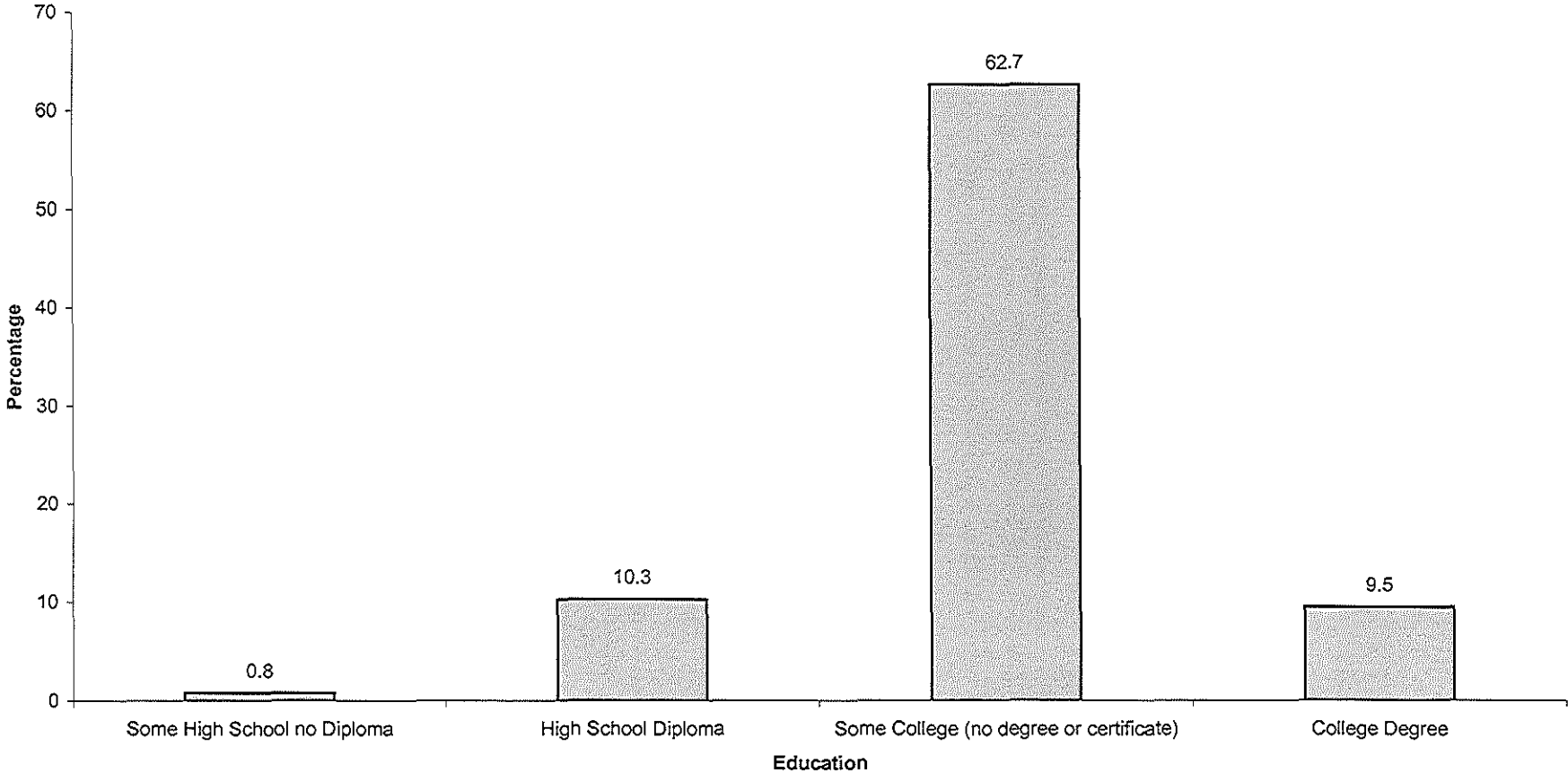
Analysis:

Figure 11: Race of Respondents



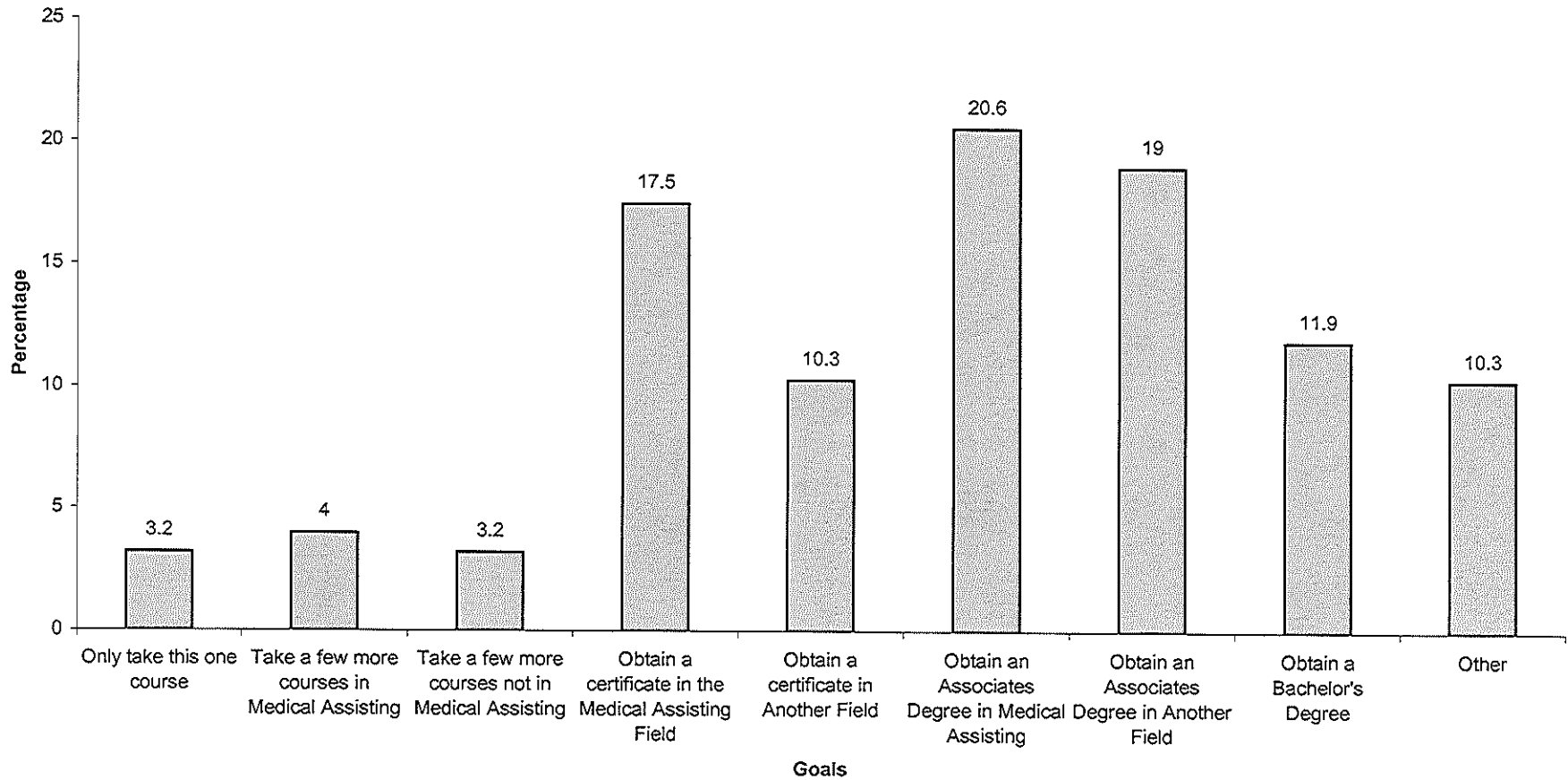
Analysis:

Figure 12: Educational Attainment



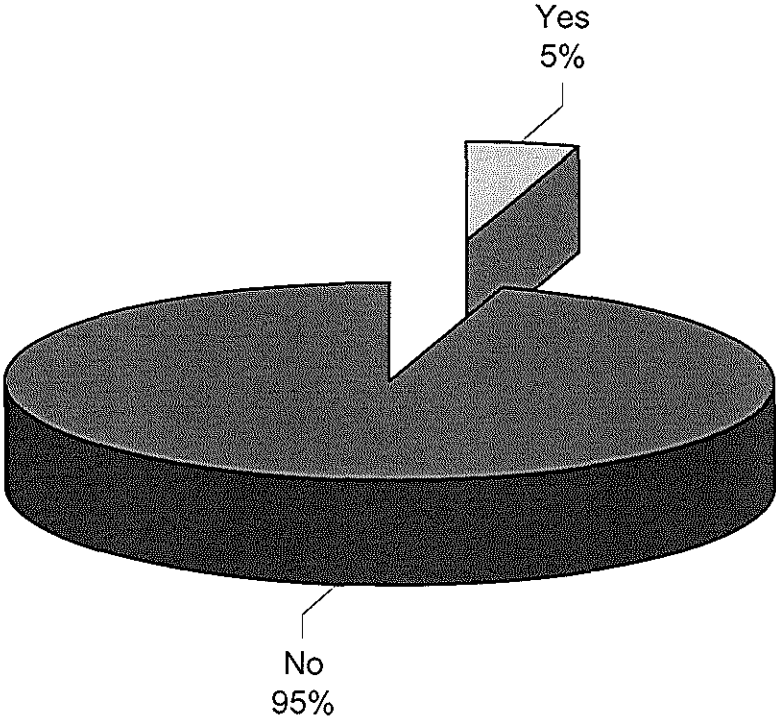
Analysis:

Figure 13: Long-Term Goal



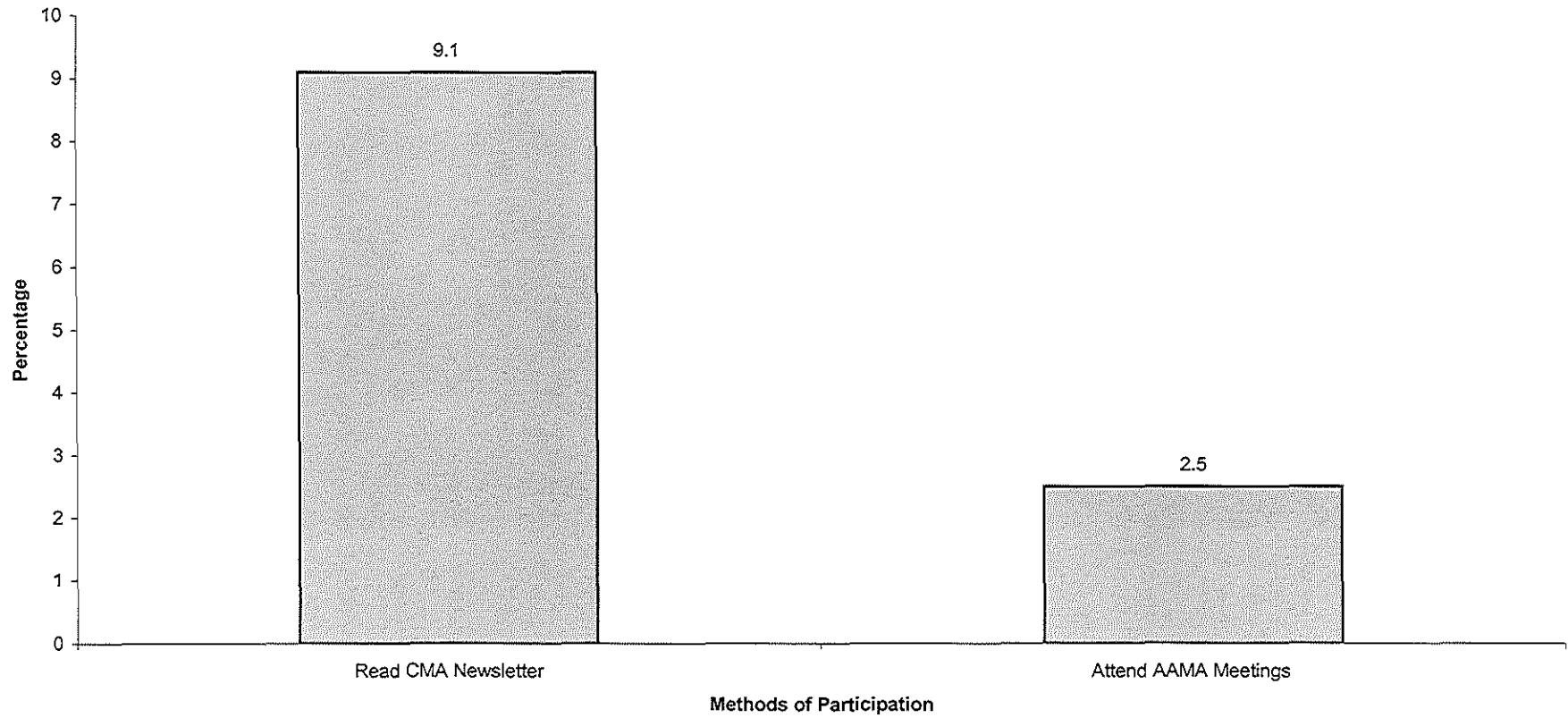
Analysis:

Figure 14: Professional Affiliation



Analysis:

Figure 15: Participation in Activities Related in Medical Field



Analysis:

Frequencies

Statistics

		Which level of college degree.	What are your long-term (next five years) educational goals?	Are you a member of any of the AMMA?
N	Valid	6	23	23
	Missing	17	0	0

Frequency Table

Which level of college degree.

		Frequency	Percent	Valid Percent	Cumulative Percent
Valid	Associates	5	21.7	83.3	83.3
	Bachelors	1	4.3	16.7	100.0
	Total	6	26.1	100.0	
Missing	99	17	73.9		
Total		23	100.0		

What are your long-term (next five years) educational goals?

		Frequency	Percent	Valid Percent	Cumulative Percent
Valid	Only take this one course	1	4.3	4.3	4.3
	Take a few more courses, but not in Medical Assisting	1	4.3	4.3	8.7
	Obtain a Certificate in area of Medical Assisting	10	43.5	43.5	52.2
	Obtain an Associates Degree in Medical Assisting	8	34.8	34.8	87.0
	Obtain a Bachelor's Degree	2	8.7	8.7	95.7
	Other	1	4.3	4.3	100.0
	Total	23	100.0	100.0	

Are you a member of any of the AMMA?

		Frequency	Percent	Valid Percent	Cumulative Percent
Valid	0	22	95.7	95.7	95.7
	Yes	1	4.3	4.3	100.0
	Total	23	100.0	100.0	

Frequencies

Statistics

Your highest level of education attained thus far.

N	Valid	23
	Missing	0

Your highest level of education attained thus far.



	Frequency	Percent	Valid Percent	Cumulative Percent
Valid High school diploma	2	8.7	8.7	8.7
Some college (no degree or certificate)	13	56.5	56.5	65.2
College Degree	2	8.7	8.7	73.9
5	6	26.1	26.1	100.0
Total	23	100.0	100.0	

Frequencies

Statistics

Race

N	Valid	23
	Missing	0



Race

	Frequency	Percent	Valid Percent	Cumulative Percent
Valid White	20	87.0	87.0	87.0
Asian	1	4.3	4.3	91.3
Hispanic	2	8.7	8.7	100.0
Total	23	100.0	100.0	

Frequencies

Statistics

Gender

N	Valid	23
	Missing	0

Gender

		Frequency	Percent	Valid Percent	Cumulative Percent
Valid	Female	22	95.7	95.7	95.7
	Male	1	4.3	4.3	100.0
	Total	23	100.0	100.0	



Frequencies

Statistics

		Age of respondent.	Age group
N	Valid	0	0
	Missing	23	23

Frequency Table

Age of respondent.

		Frequency	Percent
Missing	System	23	100.0

Age group

		Frequency	Percent
Missing	System	23	100.0

Frequencies

Statistics

To what extent is this job related to the hospitality industry?

N	Valid	18
	Missing	5

To what extent is this job related to the hospitality industry?

		Frequency	Percent	Valid Percent	Cumulative Percent
Valid	Highly related	2	8.7	11.1	11.1
	Somewhat related	4	17.4	22.2	33.3
	Not at all related	12	52.2	66.7	100.0
	Total	18	78.3	100.0	
Missing	99	5	21.7		
Total		23	100.0		

Frequencies

Statistics

Current employment status.

N	Valid	23
	Missing	0



Current employment status.

		Frequency	Percent	Valid Percent	Cumulative Percent
Valid	Full-time (30 or more hours per week)	8	34.8	34.8	34.8
	Part-time (Less than 30 hours per week)	10	43.5	43.5	78.3
	Unemployed (actively looking for work)	3	13.0	13.0	91.3
	Out of labor force not looking for a job at this time)	2	8.7	8.7	100.0
	Total	23	100.0	100.0	

Frequencies

Statistics

		Employer.	Friend/Family member	High School Counselor	College advertisement	College's web site
N	Valid	23	23	23	23	23
	Missing	0	0	0	0	0

Statistics

		Contacted the College	Other
N	Valid	23	23
	Missing	0	0



Frequency Table

Employer.

		Frequency	Percent	Valid Percent	Cumulative Percent
Valid	0	22	95.7	95.7	95.7
	Yes	1	4.3	4.3	100.0
	Total	23	100.0	100.0	

Friend/Family member

		Frequency	Percent	Valid Percent	Cumulative Percent
Valid	0	18	78.3	78.3	78.3
	Yes	5	21.7	21.7	100.0
	Total	23	100.0	100.0	

High School Counselor

		Frequency	Percent	Valid Percent	Cumulative Percent
Valid	0	22	95.7	95.7	95.7
	Yes	1	4.3	4.3	100.0
	Total	23	100.0	100.0	

College advertisement

		Frequency	Percent	Valid Percent	Cumulative Percent
Valid	0	10	43.5	43.5	43.5
	Yes	13	56.5	56.5	100.0
	Total	23	100.0	100.0	

College's web site

	Frequency	Percent	Valid Percent	Cumulative Percent
Valid 0	23	100.0	100.0	100.0

Contacted the College

	Frequency	Percent	Valid Percent	Cumulative Percent
Valid 0	21	91.3	91.3	91.3
Yes	2	8.7	8.7	100.0
Total	23	100.0	100.0	

Other

	Frequency	Percent	Valid Percent	Cumulative Percent
Valid 0	15	65.2	65.2	65.2
Yes	8	34.8	34.8	100.0
Total	23	100.0	100.0	

Frequencies

Statistics

Have you ever taken a course at OCC in the past?

N	Valid	22
	Missing	1

Have you ever taken a course at OCC in the past?

		Frequency	Percent	Valid Percent	Cumulative Percent
Valid	0	5	21.7	22.7	22.7
	Yes	17	73.9	77.3	100.0
	Total	22	95.7	100.0	
Missing	99	1	4.3		
Total		23	100.0		

Frequencies

Statistics

Is this your first time taking a college course?

N	Valid	23
	Missing	0

Is this your first time taking a college course?


		Frequency	Percent	Valid Percent	Cumulative Percent
Valid	0	19	82.6	82.6	82.6
	Yes	4	17.4	17.4	100.0
	Total	23	100.0	100.0	

Frequencies

Statistics

Home zip code

N	Valid	23
	Missing	0



Home zip code

		Frequency	Percent	Valid Percent	Cumulative Percent
Valid	48009	1	4.3	4.3	4.3
	48030	1	4.3	4.3	8.7
	48071	1	4.3	4.3	13.0
	48186	1	4.3	4.3	17.4
	48309	1	4.3	4.3	21.7
	48310	1	4.3	4.3	26.1
	48324	2	8.7	8.7	34.8
	48327	1	4.3	4.3	39.1
	48328	3	13.0	13.0	52.2
	48329	3	13.0	13.0	65.2
	48333	1	4.3	4.3	69.6
	48340	1	4.3	4.3	73.9
	48346	1	4.3	4.3	78.3
	48381	1	4.3	4.3	82.6
	48382	1	4.3	4.3	87.0
	48386	1	4.3	4.3	91.3
	48390	1	4.3	4.3	95.7
	48462	1	4.3	4.3	100.0
	Total	23	100.0	100.0	

Frequencies

Statistics

Current job title.

N	Valid	23
	Missing	0



Current job title.

	Frequency	Percent	Valid Percent	Cumulative Percent
Valid	1	4.3	4.3	4.3
99	5	21.7	21.7	26.1
bookstore clerk	1	4.3	4.3	30.4
cook	1	4.3	4.3	34.8
filer	1	4.3	4.3	39.1
med. assistant/receptionist	1	4.3	4.3	43.5
medical biller	1	4.3	4.3	47.8
office man./receptionist	1	4.3	4.3	52.2
office/mktg. assitant	1	4.3	4.3	56.5
radiology clerk	1	4.3	4.3	60.9
resident/comm cleaning	1	4.3	4.3	65.2
sales associate	1	4.3	4.3	69.6
sales rep.	1	4.3	4.3	73.9
secretary	1	4.3	4.3	78.3
self employed	1	4.3	4.3	82.6
sign language teacher	1	4.3	4.3	87.0
support staff	1	4.3	4.3	91.3
unit hospital secretary	1	4.3	4.3	95.7
waitress	1	4.3	4.3	100.0
Total	23	100.0	100.0	

Frequencies

Statistics

Three letter course code.

N	Valid	23
	Missing	0

Three letter course code.

	Frequency	Percent	Valid Percent	Cumulative Percent
Valid	23	100.0	100.0	100.0

Frequencies



Statistics

		Self-employment	Use knowledge in my current job.	Get a new job with a different employer.	Get a new job with current employer	Transfer to another college/university.
N	Valid	23	23	23	23	23
	Missing	0	0	0	0	0

Frequency Table

Self-employment

		Frequency	Percent	Valid Percent	Cumulative Percent
Valid	0	22	95.7	95.7	95.7
	Yes	1	4.3	4.3	100.0
	Total	23	100.0	100.0	

Use knowledge in my current job.

		Frequency	Percent	Valid Percent	Cumulative Percent
Valid	0	18	78.3	78.3	78.3
	Yes	5	21.7	21.7	100.0
	Total	23	100.0	100.0	

Get a new job with a different employer.

		Frequency	Percent	Valid Percent	Cumulative Percent
Valid	0	8	34.8	34.8	34.8
	Yes	15	65.2	65.2	100.0
	Total	23	100.0	100.0	

Get a new job with current employer

		Frequency	Percent	Valid Percent	Cumulative Percent
Valid	0	20	87.0	87.0	87.0
	Yes	3	13.0	13.0	100.0
	Total	23	100.0	100.0	

Transfer to another college/university.

		Frequency	Percent	Valid Percent	Cumulative Percent
Valid	0	20	87.0	87.0	87.0
	Yes	3	13.0	13.0	100.0
	Total	23	100.0	100.0	

Frequencies

Statistics

		To prepare for the AAMA recertification exam.	To prepare for the AAMA certification exam.	My employer encouraged me to take this course	Obtain knowledge to get a job in the field	To increase my knowledge in the Medical Assisting field
N	Valid	23	23	23	23	23
	Missing	0	0	0	0	0

Statistics

		To see if I like the field.	Other
N	Valid	23	23
	Missing	0	0



Frequency Table

To prepare for the AAMA recertification exam.

		Frequency	Percent	Valid Percent	Cumulative Percent
Valid	0	23	100.0	100.0	100.0

To prepare for the AAMA certification exam.

		Frequency	Percent	Valid Percent	Cumulative Percent
Valid	0	9	39.1	39.1	39.1
	Yes	14	60.9	60.9	100.0
	Total	23	100.0	100.0	

My employer encouraged me to take this course

		Frequency	Percent	Valid Percent	Cumulative Percent
Valid	0	22	95.7	95.7	95.7
	Yes	1	4.3	4.3	100.0
	Total	23	100.0	100.0	

Obtain knowledge to get a job in the field

		Frequency	Percent	Valid Percent	Cumulative Percent
Valid	0	11	47.8	47.8	47.8
	Yes	12	52.2	52.2	100.0
	Total	23	100.0	100.0	

To increase my knowledge in the Medical Assisting field

		Frequency	Percent	Valid Percent	Cumulative Percent
Valid	0	19	82.6	82.6	82.6
	Yes	4	17.4	17.4	100.0
	Total	23	100.0	100.0	

To see if I like the field.

		Frequency	Percent	Valid Percent	Cumulative Percent
Valid	0	21	91.3	91.3	91.3
	Yes	2	8.7	8.7	100.0
	Total	23	100.0	100.0	

Other

		Frequency	Percent	Valid Percent	Cumulative Percent
Valid	0	17	73.9	73.9	73.9
	Yes	6	26.1	26.1	100.0
	Total	23	100.0	100.0	

Frequencies

Statistics

		Read CMA newsletter	Attend AAMA meetings
N	Valid	23	23
	Missing	0	0

Frequency Table

Read CMA newsletter

		Frequency	Percent	Valid Percent	Cumulative Percent
Valid	0	22	95.7	95.7	95.7
	Yes	1	4.3	4.3	100.0
	Total	23	100.0	100.0	

Attend AAMA meetings

		Frequency	Percent	Valid Percent	Cumulative Percent
Valid	0	23	100.0	100.0	100.0