


Transfer Course Placement Policy


Select Data and Charts presented to
Oakland Community College
Academic Senate
December 10, 2009

Transfer Course Placement Policy

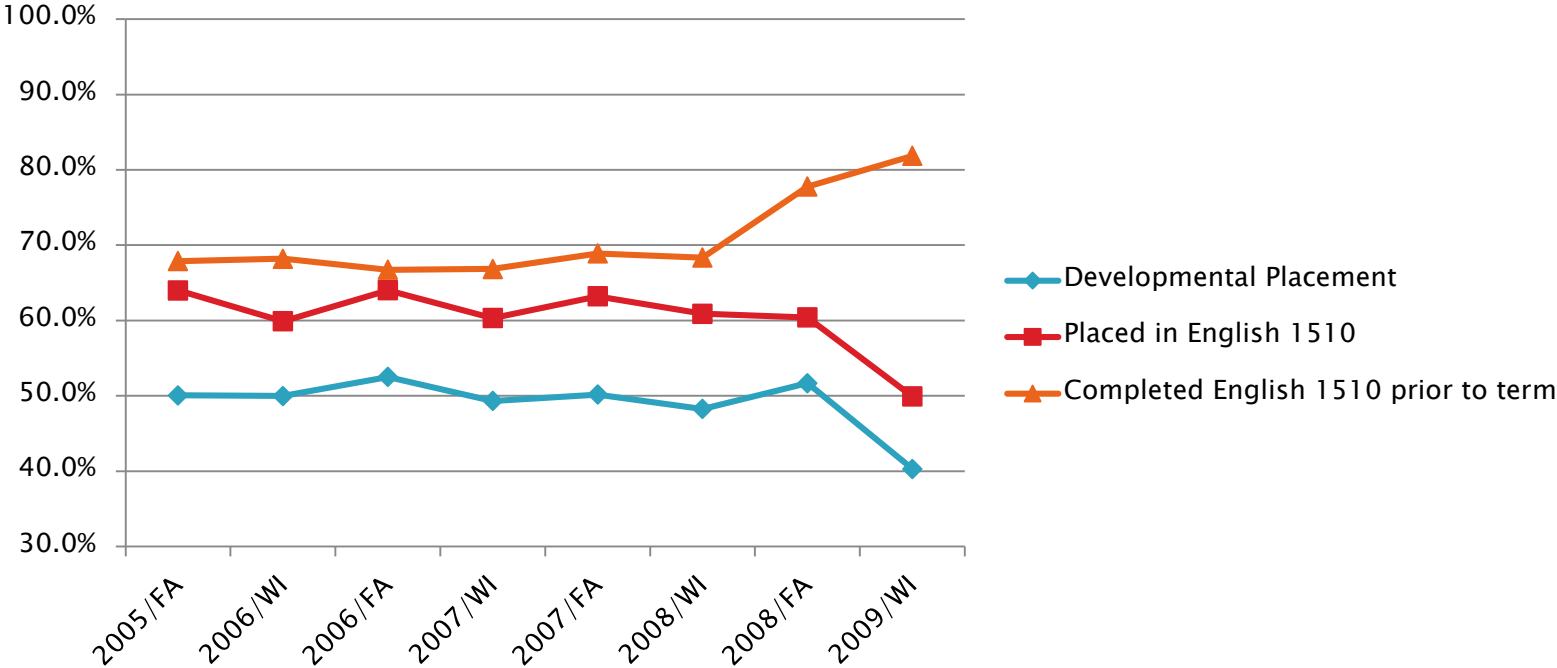
- ▶ This study was conducted at the request of Senate Leadership.
 - ▶ Placement and grade data from Fall and Winter terms Fall 2005 through Winter 2009 were analyzed.
 - ▶ Courses selected for grade data analysis were those on the General Education Distribution List, i.e., those applicable to degree completion.
- 

Transfer Course Placement Policy

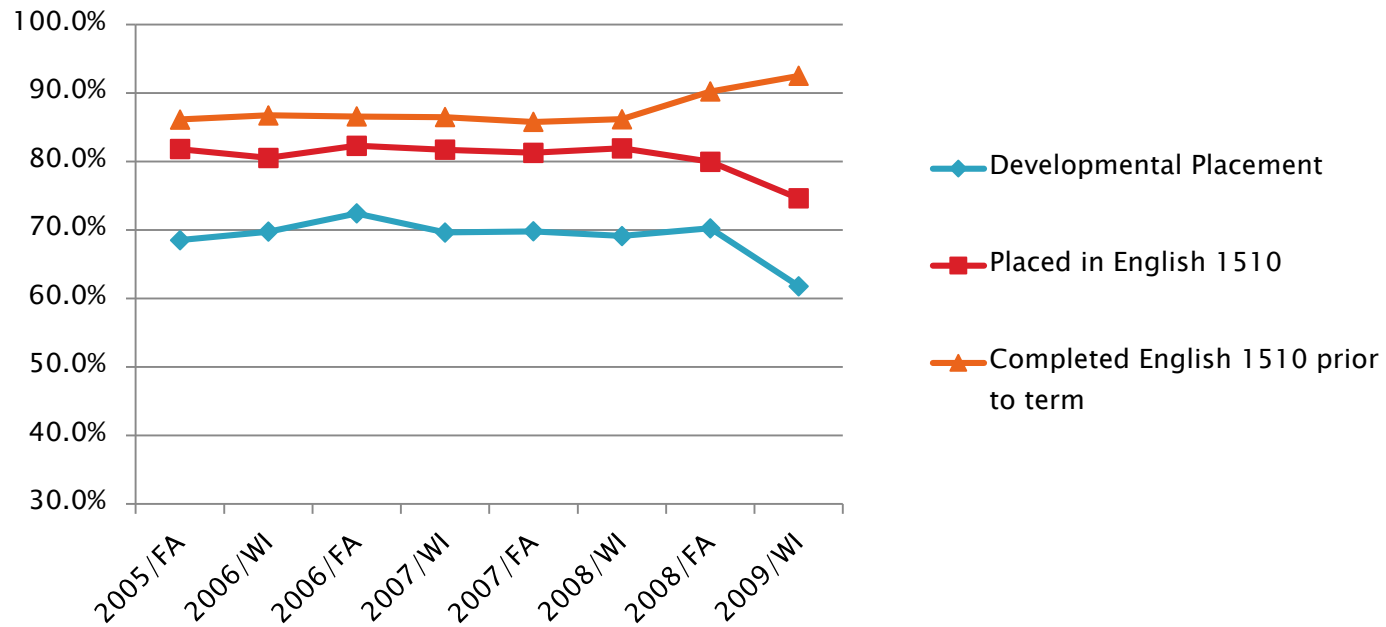
Definitions

- ▶ **Enrollee Success:** Registering and completing a course with a C or better grade; marks of Incomplete, Non Attendance, and Withdrawal factor in as lack of success.
 - ▶ **Completer Success:** not dropping or withdrawing; completing a course with a C or better grade; marks of Incomplete, Non Attendance, and Withdrawal are not applied to the ratio.
- 

Enrollee Success in Select General Education Distribution List Courses by Select English Placement



Completer Success in Select General Education Distribution List Courses by Select English Placement



Highest and Lowest Developmental Success Rates in Fine Arts/Humanities General Education Distribution Subjects, Fall/Winter 2005–2009

		Developmental Placement		English 1510 Placement		Completed English 1510 prior to term	
Prefix	Subject	Enrollee Success	Completer Success	Enrollee Success	Completer Success	Enrollee Success	Completer Success
FOREIGN LANGUAGES							
ARB	Arabic	63.2%	82.8%	68.3%	92.5%	69.7%	94.2%
RUS	Russian	18.8%	40.0%	58.4%	77.6%	66.7%	83.3%
ARTS							
PHO	Photographic Technology	63.2%	93.8%	64.1%	95.2%	81.4%	96.3%
MUS	Music	49.7%	71.0%	60.5%	79.7%	73.5%	89.8%
OTHER FINE ARTS AND HUMANITIES							
SLS	Sign Language Studies	82.4%	82.4%	82.9%	88.7%	75.4%	87.8%
HUM	Humanities	46.7%	65.1%	60.3%	79.2%	71.1%	86.4%


Highest and Lowest Developmental Success Rates in Social Science General Education Distribution Subjects, Fall/Winter 2005–2009

Prefix	Subject	Developmental Placement		English 1510 Placement		Completed English 1510 prior to term	
		Enrollee Success	Completer Success	Enrollee Success	Completer Success	Enrollee Success	Completer Success
SOC	Sociology	56.8%	76.4%	70.3%	88.0%	80.6%	92.8%
GEO	Geography	36.4%	45.6%	57.0%	69.3%	72.1%	81.7%

Highest and Lowest Developmental Success Rates in Math and Science General Education Distribution Subjects, Fall/Winter 2005–2009

Prefix	Subject	Developmental Placement		English 1510 Placement		Completed English 1510 prior to term	
		Enrollee Success	Completer Success	Enrollee Success	Completer Success	Enrollee Success	Completer Success
PSC	Physical Science	81.8%	81.8%	68.2%	86.6%	77.5%	93.2%
FSN	Foundations-Natural/Life Science	30.6%	51.5%	50.2%	66.1%	59.0%	71.5%

Gen Ed Distribution List Outcomes by Placement and Course Report

- ▶ A look-up report is available which summarizes by course the number of registrations, enrollee success rate percentage, and completer success rate percentage by all English Placement levels.
 - ▶ The registrations are the total registrations for Fall and Winter terms Fall 2005 through Winter 2009.
- 

Most Registrations by Students Placing in Developmental English

Prefix	Number	Course Registrations
PSY	2510	4,019
POL	1510	2,784
ENG	1510	2,482
SOC	2510	2,014
BUS	1100	1,853
ECO	2610	1,356
MAT	1150	1,267
ENG	1520	1,179
HUM	1900	1,027