

TMC Report to Senate October 2014

- ▶ Roles and Responsibilities of TMC
 - ▶ Create and maintain the Academic Technology Plan
 - ▶ The current ATP was created and accepted by Senate in September 29, 2005
 - ▶ TEC standard
 - ▶ Create a TLTC on each campus
 - ▶ Report on those items
 - ▶ TEC standard has been created and updated several times
 - ▶ Secured spaces on each campus to house a TLTC - moved a couple of times
 - shift in structure - space is needed?
 - ▶ So we took a look at the usage of the TLTCs per campus

Usage of TLTCs - July 1, 2013 to August 30, 2013

- ▶ We pulled data from the machines in the TLTCs
 - ▶ Applications used
 - ▶ We found some were never used
 - ▶ I grouped the similar items and found:

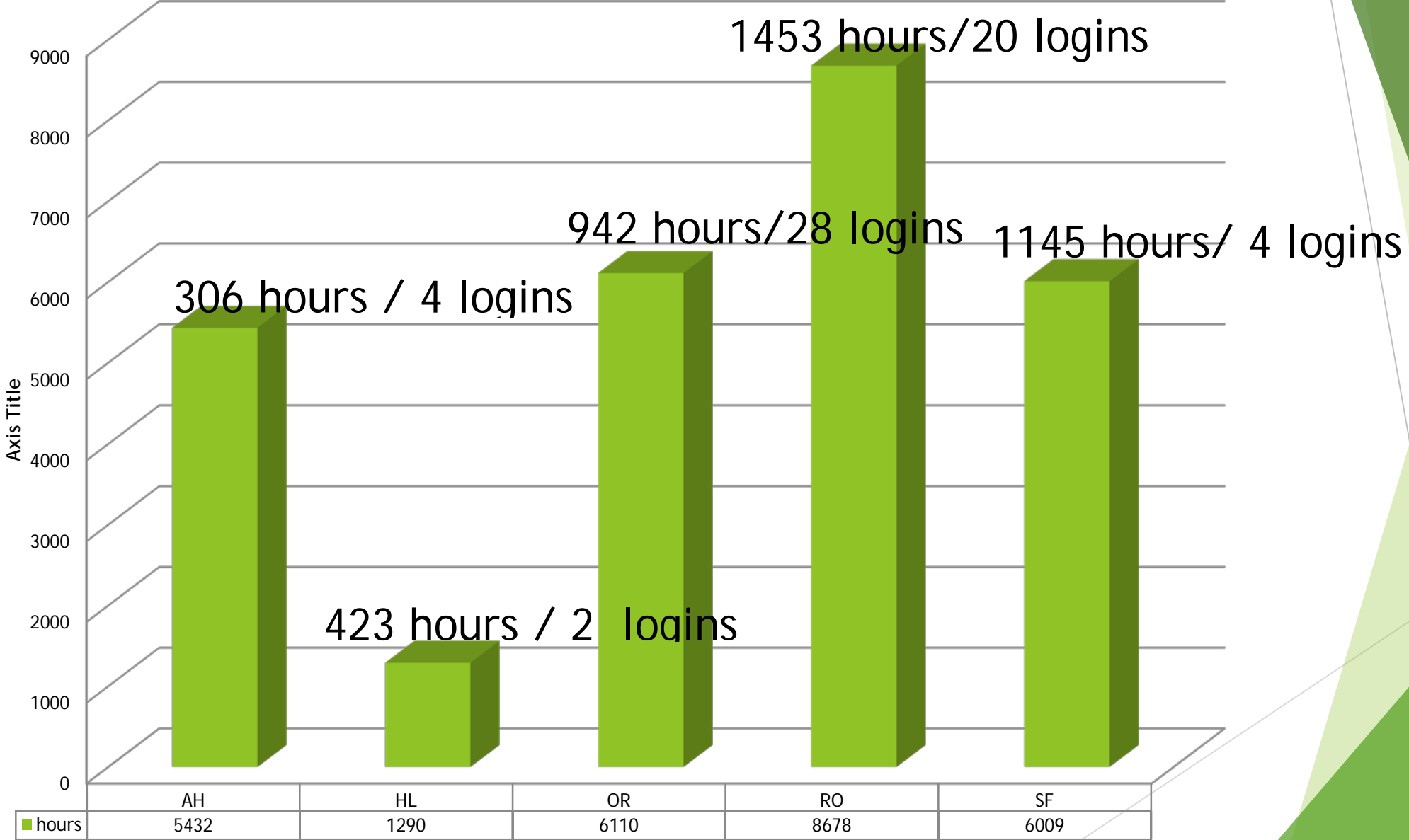
Application	Launches
Adobe	16207
Browsers/Outlook	12330
Office	8866
Snagit	4153
CamtasiaStudio	96
Bridge	47
Datatel	17
CamRecorder	6
Graphing Calculator	3
NutritionistPro	3
TurningPoint_4_5_1	1

Application	Launches	Total Usage Time	Avg Usage
3dsmax		000:00:00	00:00:00
7zFM		000:00:00	00:00:00
Acrobat	65	11:02:18	00:10:11
acrobat_sl	506	08:50:03	00:01:02
AcroRd32		000:00:00	00:00:00
Adobe	572	19:56:16	00:02:05
Adobe Audition CS6		000:00:00	00:00:00
Adobe Encore		000:00:00	00:00:00
Adobe Prelude		000:00:00	00:00:00
Adobe Premiere Pro		000:00:00	00:00:00
Adobe_Updater		000:00:00	00:00:00
AdobeCollabSync		000:00:00	00:00:00
AfterFX		000:00:00	00:00:00
AutoCAD_Architecture_2013_SP1_64bit		000:00:00	00:00:00
autocad_help_2013_english_win_64_32bit		000:00:00	00:00:00
Bridge		000:00:00	00:00:00
CamRecorder		200:38:34	00:19:17
CamStudioPortable		000:00:00	00:00:00
camtasia		000:00:00	00:00:00
camtasia (1)		000:00:00	00:00:00
CamtasiaStudio		1708:15:56	00:29:10
chrome		1707:51:30	00:27:44
Cohen Medical Terminology		000:00:00	00:00:00
COMPASSESLInternetVersionFull		000:00:00	00:00:00
DataStudio		000:00:00	00:00:00
datatel		100:50:45	00:50:45


I looked at unique log-ins - but the data was skewed as some users would log in but not log out. And I found staff and students were logging into those machines

		unique	
campus	hours	logins	hrs/login
AH	5432	130	41.8
HL	1290	71	18.2
OR	6110	79	77.3
RO	8678	151	57.5
SF	6009	35	171.7

HOURS USED PER CAMPUS



So I looked at printer usage - We found the default setting for the computers at SF were set for the color printer. This has been corrected. Each department gets charged for their usage....\$20,180 distributed

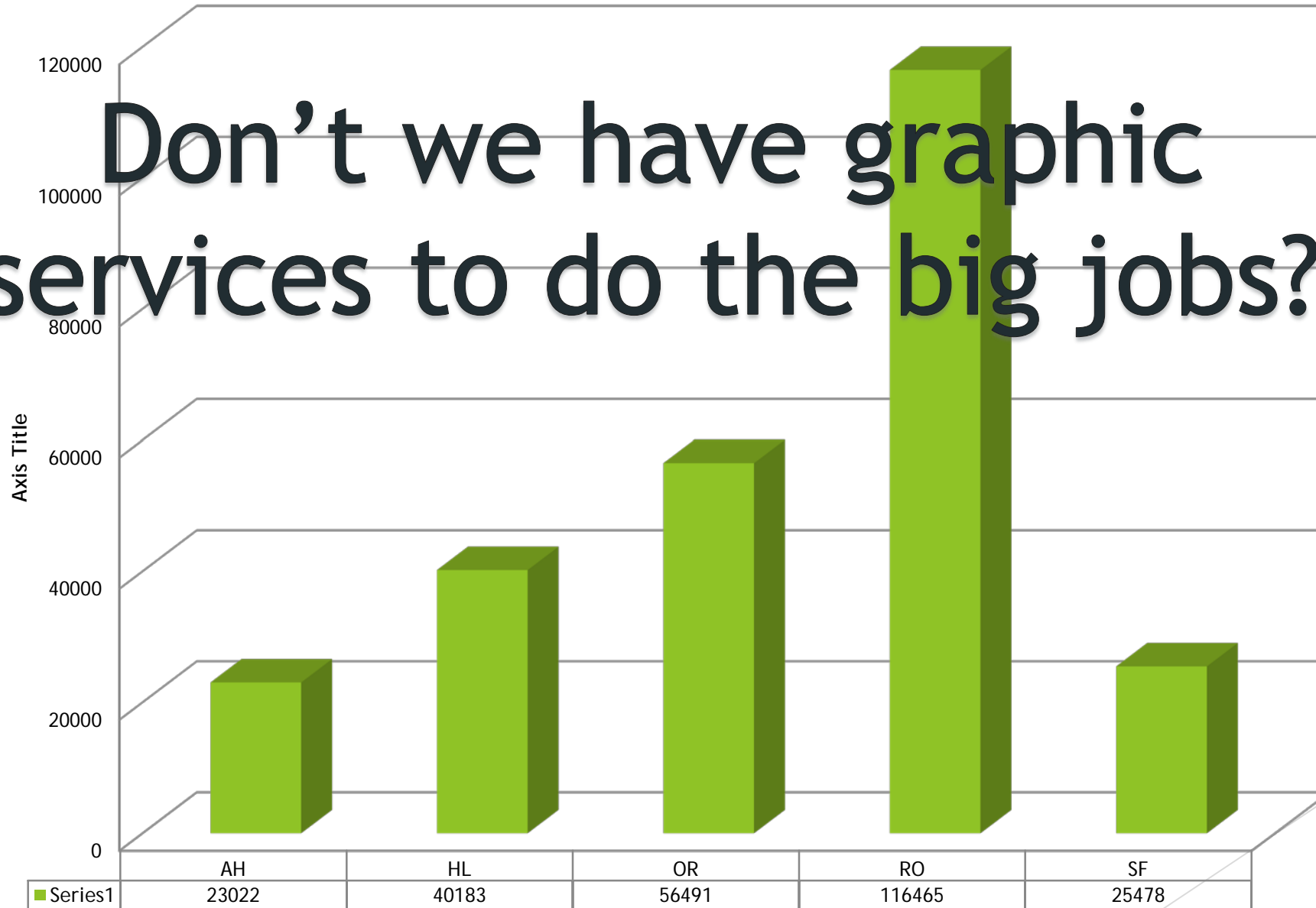


	total pages	# jobs	cost
AH	23022	2163	1497.28
HL	40183	1800	1746.69
OR	56491	4051	2980.14
RO	116465	7783	11478.71
SF	25478	1308	2477.39

IT pays for the paper - 523 reams

Printer usage per campus

Don't we have graphic services to do the big jobs?



Conclusion? Or more questions?

- ▶ What are we missing?
- ▶ The Academic Technology Group are NOT lab assistants!
- ▶ Have these rooms become Adjunct areas for answering email?
- ▶ Do we need a bigger space for our Adjuncts, rather than those little cubby-holes we have for them?
- ▶ Are the applications in the TLTCs the apps we want and need?
- ▶ Do we need a more timely graphic services?
- ▶ **What is the future of the TLTCs?**