

TODAY'S DATE 11/20/92

NUMBER OF **TYPED** PAGES 8

**DUE DATE OR PROOFREADING DATE:** \_\_\_\_\_ **TIME:** \_\_\_\_\_

**FINAL COPY DUE DATE:** 11/24 **TIME:** 2:00

**INSTRUCTOR'S NAME** Bar Vusek **Dept.** P&A **Ext.** 7746

To be picked up by: \_\_\_\_\_ **OR** Hold for pick-up \_\_\_\_\_

**PHOTOCOPY (white):** # 500 **Number of Copies** 2-sided **yes**  **no** \_\_\_\_\_

*11-00*

**OR if COLOR please check**

*not letterhead.  
That should be single  
sided*

**Colored Paper:** \_\_\_ blue, \_\_\_ green, \_\_\_ pink, \_\_\_ buff, \_\_\_ yellow, \_\_\_ goldenrod

**Collate** \_\_\_ yes \_\_\_ no **Cover page 1-sided**

**Staple** \_\_\_ yes \_\_\_ no

**TYPING:** \_\_\_\_\_ *Please Type On Computer*

*(48 Hours needed)*

\_\_\_\_\_ *Revisions to Stored Document* \_\_\_\_\_

**PROOFREAD:**  
**YES** \_\_\_\_\_ **NO** \_\_\_\_\_ **Subject Name:** \_\_\_\_\_

**Special Instructions:** Please call when done. Thanks.  
\_\_\_\_\_  
\_\_\_\_\_

**TITLE(S) OF BOOK(S) ATTACHED:** \_\_\_\_\_

(To be completed by the Word Processing Center)

Typed by \_\_\_\_\_  
File Name \_\_\_\_\_  
Department \_\_\_\_\_  
Time in: \_\_\_\_\_ Time out: \_\_\_\_\_  
Date: \_\_\_\_\_

Photocopying done by [Signature]  
Time In: \_\_\_\_\_  
Time Out: 9:10  
Date: 11/24

**1 Copy Only** \_\_\_\_\_ **Date** \_\_\_\_\_

**RUSH** \_\_\_\_\_



MEMORANDUM

To: Full-Time Faculty  
Administrative Staff  
Management Staff

From: Martin A. Orłowski, Director,  
Office of Institutional Planning & Analysis

Subject: Degrees/Certificates Report

Date: November 25, 1992

The Office of Institutional Planning & Analysis has compiled the attached Degrees/Certificates Report for academic years 1987-88 through 1991-92. This report depicts five year trends in degrees and certificates (by program) awarded to O.C.C. graduates.

Degree and certificate information is presented within program clusters which permits better understanding of trends taking place at the college in terms of graduates. Following is a summary depicting the percent of graduates (1991-92) by program cluster:

<u>Cluster</u>	<u>1991-92</u>
Allied Health	16.0%
Automotive Technologies	5.3%
Business	27.9%
Commercial & Fine Arts	1.7%
Humanities & Language	28.5%
Math and Science	2.4%
Non-Automotive Technologies	3.3%
Public Services	6.5%
Other	8.2%

If you should have any questions concerning this report, please do not hesitate to call the Office of Institutional Planning & Analysis at 7746.

pc: Adjunct Advisor

Attachment: Degrees/Certificates Report  
/s

OAKLAND COMMUNITY COLLEGE  
DEGREES AWARDED BY PROGRAM  
(1987-88 through 1991-92)

Program	1987-88	% of Total	1988-89	% of Total	1989-90	% of Total	1990-91	% of Total	1991-92	% of Total	Percent Change	
											1990-91 to 1991-92	1987-88 to 1991-92
<b>ALLIED HEALTH</b>												
Dental Hygiene	28	9.4	29	10.4	29	12.6	29	9.9	28	9.3	-3.4%	0.0%
Diagno. Med Sonography	17	5.7	22	7.9	0	0.0	26	8.8	12	4.0	-53.8%	-29.4%
Emergency Med Technology	3	1.0	4	1.4	6	2.6	1	0.3	2	0.7	100.0%	-33.3%
Exercise Science	3	1.0	4	1.4	5	2.2	1	0.3	6	2.0	500.0%	100.0%
Health Care Administration	8	2.7	8	2.9	6	2.6	5	1.7	6	2.0	20.0%	-25.0%
Hospital Pharmacy Technology	0	0.0	1	0.4	2	0.9	1	0.3	0	0.0	-100.0%	---
Medical Assisting	7	2.3	6	2.2	1	0.4	11	3.7	7	2.3	-36.4%	0.0%
Medical Lab Technology	20	6.7	10	3.6	9	3.9	4	1.4	6	2.0	50.0%	-70.0%
Medical Records Transcription	1	0.3	1	0.4	1	0.4	1	0.3	7	2.3	600.0%	600.0%
Medical Secretarial	6	2.0	2	0.7	2	0.9	0	0.0	0	0.0	---	-100.0%
Mental Health/Social Work	84	28.1	70	25.1	81	35.2	88	29.9	103	34.3	17.0%	22.6%
Nuclear Medicine Technology	3	1.0	1	0.4	2	0.9	1	0.3	0	0.0	-100.0%	-100.0%
Nursing	99	33.1	113	40.5	85	37.0	112	38.1	107	35.7	-4.5%	8.1%
Radiologic Technology	0	0.0	0	0.0	0	0.0	5	1.7	5	1.7	0.0%	---
Respiratory Therapy	20	6.7	8	2.9	1	0.4	9	3.1	11	3.7	22.2%	-45.0%
<b>TOTAL Allied Health</b>	<b>299</b>	<b>100.0</b>	<b>279</b>	<b>100.0</b>	<b>230</b>	<b>100.0</b>	<b>294</b>	<b>100.0</b>	<b>300</b>	<b>100.0</b>	<b>2.0%</b>	<b>0.3%</b>
<b>AUTOMOTIVE TECHNOLOGIES</b>												
Automotive Tech Engineering	7	7.0	1	1.3	2	2.6	1	1.0	1	0.9	0.0%	-85.7%
Automotive Tech Retailing	1	1.0	1	1.3	1	1.3	1	1.0	0	0.0	-100.0%	-100.0%
Automobile Servicing	4	4.0	4	5.2	4	5.2	9	9.3	4	3.7	-55.6%	0.0%
Computer Aided Design (CAD)	8	8.0	16	20.8	25	32.5	27	27.8	15	14.0	-44.4%	87.5%
CAD-Auto Body Design	0	0.0	0	0.0	0	0.0	0	0.0	8	7.5	---	---
Computer Integr. Mfg. (CIM)-Design	0	0.0	0	0.0	0	0.0	0	0.0	1	0.9	---	---
CIM-Numerical Control	0	0.0	0	0.0	0	0.0	0	0.0	1	0.9	---	---
CIM-Plant Facilities Management.	0	0.0	0	0.0	1	1.3	0	0.0	0	0.0	---	---
Diesel/Heavy Equipment	1	1.0	3	3.9	1	1.3	0	0.0	1	0.9	---	0.0%
Electric. Trades Electromech.	5	5.0	1	1.3	4	5.2	5	5.2	1	0.9	-80.0%	-80.0%
Electric. Trades Industrial Electr.	6	6.0	1	1.3	1	1.3	2	2.1	3	2.8	50.0%	-50.0%
Industrial Supervision, Mgmt.	2	2.0	2	2.6	0	0.0	1	1.0	0	0.0	-100.0%	-100.0%
Industrial Technology	15	15.0	21	27.3	11	14.3	21	21.6	29	27.1	38.1%	93.3%
Industrial Tech-Skilled Trades	0	0.0	0	0.0	0	0.0	0	0.0	13	12.1	---	---

OAKLAND COMMUNITY COLLEGE  
DEGREES AWARDED BY PROGRAM  
(1987-88 through 1991-92)

Program	1987-88	% of Total	1988-89	% of Total	1989-90	% of Total	1990-91	% of Total	1991-92	% of Total	Percent Change	
											1990-91 to 1991-92	1987-88 to 1991-92
Machine Tool Tech	0	0.0	1	1.3	1	1.3	0	0.0	0	0.0	---	---
Machine Tool-Numerical Control	0	0.0	0	0.0	0	0.0	0	0.0	1	0.9	---	---
Manufacturing Technology	9	9.0	6	7.8	15	19.5	11	11.3	13	12.1	18.2%	44.4%
Mechanical Design Technology	2	2.0	1	1.3	1	1.3	3	3.1	1	0.9	-66.7%	-50.0%
Mechanical Production Tech	0	0.0	3	3.9	0	0.0	0	0.0	0	0.0	---	---
Quality Assurance Technology	0	0.0	0	0.0	0	0.0	0	0.0	2	1.9	---	---
Robotics Tech-Automated Systems	0	0.0	0	0.0	0	0.0	0	0.0	1	0.9	---	---
Robotics Tech-Electromech.	29	29.0	11	14.3	6	7.8	12	12.4	6	5.6	-50.0%	-79.3%
Robotics Tech-Hydr mech.	5	5.0	4	5.2	2	2.6	1	1.0	3	2.8	200.0%	-40.0%
Vehicle Body	4	4.0	1	1.3	2	2.6	3	3.1	3	2.8	0.0%	-25.0%
Welding/Fabrication Technology	2	2.0	0	0.0	0	0.0	0	0.0	0	0.0	---	-100.0%
<b>TOTAL Auto Technologies</b>	<b>100</b>	<b>100.0</b>	<b>77</b>	<b>100.0</b>	<b>77</b>	<b>100.0</b>	<b>97</b>	<b>100.0</b>	<b>107</b>	<b>100.0</b>	<b>10.3%</b>	<b>7.0%</b>
<b>BUSINESS</b>												
Accounting	78	11.9	82	14.8	80	13.4	68	11.6	80	12.8	17.6%	2.6%
Business Administration	409	62.2	345	62.2	389	65.3	385	65.7	400	63.9	3.9%	-2.2%
Business Information Systems	0	0.0	0	0.0	0	0.0	0	0.0	2	0.3	---	---
Computer Info Systems	0	0.0	0	0.0	0	0.0	2	0.3	8	1.3	300.0%	---
Conference & Court Reporting	1	0.2	1	0.2	1	0.2	0	0.0	1	0.2	---	0.0%
Data Process Bus. Programming	44	6.7	31	5.6	34	5.7	21	3.6	21	3.4	0.0%	-52.3%
Data Process Computer Science	12	1.8	5	0.9	2	0.3	5	0.9	4	0.6	-20.0%	-66.7%
Data Process Systems Analysis	14	2.1	17	3.1	11	1.8	15	2.6	13	2.1	-13.3%	-7.1%
Executive Secretarial	6	0.9	4	0.7	7	1.2	5	0.9	4	0.6	-20.0%	-33.3%
Pre-International Commerce	1	0.2	0	0.0	0	0.0	1	0.2	2	0.3	100.0%	100.0%
Legal Assisting	2	0.3	10	1.8	14	2.3	24	4.1	35	5.6	45.8%	1650.0%
Legal Secretarial	8	1.2	5	0.9	2	0.3	4	0.7	1	0.2	-75.0%	-87.5%
Mgmt Dev-Business Management	29	4.4	15	2.7	16	2.7	17	2.9	22	3.5	29.4%	-24.1%
Mgmt Dev-Retail Fashion/Buying	5	0.8	1	0.2	5	0.8	3	0.5	3	0.5	0.0%	-40.0%
Mgmt Dev-Retail Management	3	0.5	3	0.5	2	0.3	4	0.7	2	0.3	-50.0%	-33.3%
Mgmt Dev-Office Administration	11	1.7	9	1.6	8	1.3	6	1.0	4	0.6	-33.3%	-63.6%
Office Information Systems	5	0.8	11	2.0	14	2.3	24	4.1	22	3.5	-8.3%	340.0%
Word Processing/Text Editing	30	4.6	16	2.9	11	1.8	2	0.3	2	0.3	0.0%	-93.3%
<b>TOTAL Business</b>	<b>658</b>	<b>100.0</b>	<b>555</b>	<b>100.0</b>	<b>596</b>	<b>100.0</b>	<b>586</b>	<b>100.0</b>	<b>626</b>	<b>100.0</b>	<b>6.8%</b>	<b>-4.9%</b>

**OAKLAND COMMUNITY COLLEGE  
DEGREES AWARDED BY PROGRAM  
(1987-88 through 1991-92)**

Program	1987-88	% of Total	1988-89	% of Total	1989-90	% of Total	1990-91	% of Total	1991-92	% of Total	Percent Change	
											1990-91 to 1991-92	1987-88 to 1991-92
<b>COMMERCIAL AND FINE ART</b>												
Audio-Visual Technology	2	3.8	2	4.2	1	2.0	2	4.3	1	2.7	-50.0%	-50.0%
Audiovisual Tech Photography	7	13.5	9	18.8	9	18.4	7	15.2	6	16.2	-14.3%	-14.3%
CAT-Television Field Production	2	3.8	0	0.0	0	0.0	2	4.3	1	2.7	-50.0%	-50.0%
Ceramic Technology	1	1.9	1	2.1	0	0.0	0	0.0	0	0.0	---	-100.0%
Communication Arts & Technology	16	30.8	14	29.2	17	34.7	10	21.7	14	37.8	40.0%	-12.5%
Computer Based Photo Tech.	0	0.0	0	0.0	0	0.0	1	2.2	0	0.0	-100.0%	---
Graphics & Comm Art-Adv. Design	9	17.3	9	18.8	10	20.4	10	21.7	6	16.2	-40.0%	-33.3%
Graphics & Comm Art-Illustration	8	15.4	3	6.3	7	14.3	6	13.0	3	8.1	-50.0%	-62.5%
Liberal Art-Fine Arts (Visual)	6	11.5	7	14.6	4	8.2	7	15.2	4	10.8	-42.9%	-33.3%
Publication Technology	1	1.9	3	6.3	1	2.0	1	2.2	2	5.4	100.0%	100.0%
<b>TOTAL Commercial &amp; Fine Art</b>	<b>52</b>	<b>100.0</b>	<b>48</b>	<b>100.0</b>	<b>49</b>	<b>100.0</b>	<b>46</b>	<b>100.0</b>	<b>37</b>	<b>100.0</b>	<b>-19.6%</b>	<b>-28.8%</b>
<b>HUMANITIES AND LANGUAGE</b>												
Liberal Arts	546	100.0	616	100.0	611	100.0	611	100.0	662	100.0	8.3%	21.2%
<b>TOTAL Humanities &amp; Language</b>	<b>546</b>	<b>100.0</b>	<b>616</b>	<b>100.0</b>	<b>611</b>	<b>100.0</b>	<b>611</b>	<b>100.0</b>	<b>662</b>	<b>100.0</b>	<b>8.3%</b>	<b>21.2%</b>
<b>MATH AND SCIENCE</b>												
Science	51	100.0	42	100.0	41	100.0	39	100.0	55	100.0	41.0%	7.8%
<b>TOTAL Math &amp; Science</b>	<b>51</b>	<b>100.0</b>	<b>42</b>	<b>100.0</b>	<b>41</b>	<b>100.0</b>	<b>39</b>	<b>100.0</b>	<b>55</b>	<b>100.0</b>	<b>41.0%</b>	<b>7.8%</b>
<b>NON-AUTOMOTIVE TECHNOLOGIES</b>												
Alternate Energy Technology	2	3.0	1	1.7	0	0.0	0	0.0	0	0.0	---	-100.0%
Alternate Energy - Business	1	1.5	0	0.0	0	0.0	0	0.0	0	0.0	---	-100.0%
Alternate Energy - Management	3	4.5	0	0.0	1	1.9	0	0.0	0	0.0	---	-100.0%
Alternate Energy - Special	0	0.0	0	0.0	0	0.0	0	0.0	2	2.9	---	---
Aviation Flight Technology	3	4.5	4	6.8	4	7.4	4	9.5	12	17.4	200.0%	300.0%
Aviation Management Option	3	4.5	0	0.0	4	7.4	1	2.4	2	2.9	100.0%	-33.3%
Climate Control Technology	15	22.7	8	13.6	4	7.4	5	11.9	7	10.1	40.0%	-53.3%
Electronic Microprocessing	8	12.1	3	5.1	6	11.1	3	7.1	5	7.2	66.7%	-37.5%
Electronics Technology	8	12.1	10	16.9	13	24.1	11	26.2	15	21.7	36.4%	87.5%

OAKLAND COMMUNITY COLLEGE  
DEGREES AWARDED BY PROGRAM  
(1987-88 through 1991-92)

Program	1987-88	% of Total	1988-89	% of Total	1989-90	% of Total	1990-91	% of Total	1991-92	% of Total	Percent Change	
											1990-91 to 1991-92	1987-88 to 1991-92
Landscape Technology	5	7.6	10	16.9	3	5.6	3	7.1	4	5.8	33.3%	-20.0%
Microprocess. Utilization/Repair	0	0.0	0	0.0	0	0.0	1	2.4	2	2.9	100.0%	---
Pre-Engineering	9	13.6	16	27.1	11	20.4	8	19.0	16	23.2	100.0%	77.8%
Small Computer System Tech.	9	13.6	7	11.9	8	14.8	6	14.3	4	5.8	-33.3%	-55.6%
<b>TOTAL Non-Auto Technologies</b>	<b>66</b>	<b>100.0</b>	<b>59</b>	<b>100.0</b>	<b>54</b>	<b>100.0</b>	<b>42</b>	<b>100.0</b>	<b>69</b>	<b>100.0</b>	<b>64.3%</b>	<b>4.5%</b>
<b>PUBLIC SERVICES</b>												
Corrections Officer	2	1.7	1	0.8	3	2.6	1	0.9	7	4.8	600.0%	250.0%
Cosmetology	14	11.9	8	6.8	7	6.1	11	10.4	2	1.4	-81.8%	-85.7%
Criminal Justice/Security	15	12.7	10	8.5	11	9.6	11	10.4	20	13.8	81.8%	33.3%
Culinary Arts	18	15.3	14	11.9	27	23.7	20	18.9	14	9.7	-30.0%	-22.2%
Early Childhood Development	19	16.1	25	21.2	24	21.1	23	21.7	44	30.3	91.3%	131.6%
Food Service Management	4	3.4	6	5.1	3	2.6	5	4.7	2	1.4	-60.0%	-50.0%
Food Service/Dietary Mgmt.	2	1.7	6	5.1	0	0.0	0	0.0	0	0.0	---	-100.0%
Gerontology	4	3.4	9	7.6	3	2.6	5	4.7	2	1.4	-60.0%	-50.0%
Hotel, Motel Management	4	3.4	8	6.8	8	7.0	6	5.7	7	4.8	16.7%	75.0%
Industrial Security	2	1.7	2	1.7	1	0.9	1	0.9	1	0.7	0.0%	-50.0%
Law Enforcement	28	23.7	21	17.8	21	18.4	16	15.1	31	21.4	93.8%	10.7%
Library Technical Assistant	4	3.4	1	0.8	4	3.5	5	4.7	6	4.1	20.0%	50.0%
Police Evidence Technology	2	1.7	6	5.1	2	1.8	1	0.9	6	4.1	500.0%	200.0%
Retail Security	0	0.0	1	0.8	0	0.0	0	0.0	0	0.0	---	---
Security and Risk Management	0	0.0	0	0.0	0	0.0	1	0.9	3	2.1	200.0%	---
<b>TOTAL Public Services</b>	<b>118</b>	<b>100.0</b>	<b>118</b>	<b>100.0</b>	<b>114</b>	<b>100.0</b>	<b>106</b>	<b>100.0</b>	<b>145</b>	<b>100.0</b>	<b>36.8%</b>	<b>22.9%</b>
<b>OTHER</b>												
General Studies	122	100.0	147	100.0	141	100.0	172	100.0	190	100.0	10.5%	55.7%
<b>TOTAL Other</b>	<b>122</b>	<b>100.0</b>	<b>147</b>	<b>100.0</b>	<b>141</b>	<b>100.0</b>	<b>172</b>	<b>100.0</b>	<b>190</b>	<b>100.0</b>	<b>10.5%</b>	<b>55.7%</b>
<b>TOTAL DEGREES</b>	<b>2,012</b>		<b>1,941</b>		<b>1,913</b>		<b>1,993</b>		<b>2,191</b>		<b>9.9%</b>	<b>8.9%</b>

OAKLAND COMMUNITY COLLEGE  
 CERTIFICATES AWARDED BY PROGRAM  
 (1987-88 through 1991-92)

Program	1987-88	% of Total	1988-89	% of Total	1989-90	% of Total	1990-91	% of Total	1991-92	% of Total	Percent Change	
											1990-91 to 1991-92	1987-88 to 1991-92
<b>ALLIED HEALTH</b>												
Dental Assisting	5	8.2	2	2.5	0	0.0	0	0.0	0	0.0	---	-100.0%
Health Care Administration	2	3.3	3	3.8	4	28.6	4	5.3	1	1.4	-75.0%	-50.0%
Hospital Pharmacy Technology	3	4.9	3	3.8	3	21.4	3	3.9	2	2.8	-33.3%	-33.3%
Medical Records Transcription	1	1.6	0	0.0	0	0.0	1	1.3	1	1.4	0.0%	0.0%
Medical Secretarial	0	0.0	1	1.3	2	14.3	0	0.0	0	0.0	---	---
Practical Nursing Education	50	82.0	71	88.8	5	35.7	68	89.5	68	94.4	0.0%	36.0%
<b>TOTAL Allied Health</b>	<b>61</b>	<b>100.0</b>	<b>80</b>	<b>100.0</b>	<b>14</b>	<b>100.0</b>	<b>76</b>	<b>100.0</b>	<b>72</b>	<b>100.0</b>	<b>-5.3%</b>	<b>18.0%</b>
<b>AUTOMOTIVE TECHNOLOGIES</b>												
Automotive Tech Engineering	3	12.0	0	0.0	2	10.0	0	0.0	0	0.0	---	-100.0%
Automotive Tech Retailing	1	4.0	2	11.8	0	0.0	0	0.0	1	5.9	---	0.0%
Automobile Servicing	5	20.0	3	17.6	4	20.0	1	6.3	1	5.9	0.0%	-80.0%
Computer Aided Design (CAD)	1	4.0	2	11.8	3	15.0	2	12.5	2	11.8	0.0%	100.0%
CAD-Auto Body Design	0	0.0	0	0.0	0	0.0	0	0.0	3	17.6	---	---
Diesel/Heavy Equipment	0	0.0	0	0.0	3	15.0	2	12.5	0	0.0	-100.0%	---
Drafting	4	16.0	3	17.6	2	10.0	3	18.8	2	11.8	-33.3%	-50.0%
Electrical Trades Electromech.	1	4.0	0	0.0	0	0.0	1	6.3	0	0.0	-100.0%	-100.0%
Electric. Trades Industrial Electronic	0	0.0	0	0.0	0	0.0	0	0.0	1	5.9	---	---
Fluid Power Technology	0	0.0	0	0.0	0	0.0	0	0.0	1	5.9	---	---
Machine Tool Technology	0	0.0	1	5.9	0	0.0	0	0.0	0	0.0	---	---
Machine Tool Tech-Numerical Ctrl.	0	0.0	0	0.0	0	0.0	0	0.0	1	5.9	---	---
Mechanical Design Technology	2	8.0	0	0.0	1	5.0	0	0.0	1	5.9	---	-50.0%
Robotics Tech-Electromech.	3	12.0	2	11.8	2	10.0	3	18.8	0	0.0	-100.0%	-100.0%
Robotics Tech-Hydrimech.	0	0.0	1	5.9	0	0.0	0	0.0	1	5.9	---	---
Vehicle Body	4	16.0	3	17.6	3	15.0	4	25.0	3	17.6	-25.0%	-25.0%
Welding/Fabrication Technology	1	4.0	0	0.0	0	0.0	0	0.0	0	0.0	---	-100.0%
<b>TOTAL Auto Technologies</b>	<b>25</b>	<b>100.0</b>	<b>17</b>	<b>100.0</b>	<b>20</b>	<b>100.0</b>	<b>16</b>	<b>100.0</b>	<b>17</b>	<b>100.0</b>	<b>6.3%</b>	<b>-32.0%</b>

OAKLAND COMMUNITY COLLEGE  
 CERTIFICATES AWARDED BY PROGRAM  
 (1987-88 through 1991-92)

Program	1987-88		1988-89		1989-90		1990-91		1991-92		Percent Change	
		% of Total		% of Total		% of Total		% of Total		% of Total	1990-91 to 1991-92	1987-88 to 1991-92
<b>BUSINESS</b>												
Accounting	6	42.9	5	35.7	11	55.0	10	40.0	11	50.0	10.0%	83.3%
Assessment Administration	1	7.1	0	0.0	0	0.0	0	0.0	0	0.0	---	-100.0%
Executive Secretarial	0	0.0	0	0.0	1	5.0	0	0.0	0	0.0	---	---
Legal Assisting	4	28.6	3	21.4	3	15.0	7	28.0	7	31.8	0.0%	75.0%
Legal Secretarial	1	7.1	0	0.0	0	0.0	1	4.0	0	0.0	-100.0%	-100.0%
Office Assistant	0	0.0	0	0.0	0	0.0	0	0.0	0	0.0	---	---
Office Info Systems	0	0.0	3	21.4	4	20.0	6	24.0	4	18.2	-33.3%	---
Word Processing/Text Editing	2	14.3	3	21.4	1	5.0	1	4.0	0	0.0	-100.0%	-100.0%
<b>TOTAL Business</b>	<b>14</b>	<b>100.0</b>	<b>14</b>	<b>100.0</b>	<b>20</b>	<b>100.0</b>	<b>25</b>	<b>100.0</b>	<b>22</b>	<b>100.0</b>	<b>-12.0%</b>	<b>57.1%</b>
<b>COMMERCIAL AND FINE ART</b>												
Audio-Visual Technology	0	0.0	0	0.0	0	0.0	1	100.0	0	0.0	-100.0%	---
Audiovisual Tech Photography	2	66.7	0	0.0	2	100.0	0	0.0	1	50.0	---	-50.0%
Graphics & Comm Art-Adv. Design	0	0.0	5	71.4	0	0.0	0	0.0	1	50.0	---	---
Graphics & Comm Art-Illustration	1	33.3	2	28.6	0	0.0	0	0.0	0	0.0	---	-100.0%
<b>TOTAL Commercial &amp; Fine Art</b>	<b>3</b>	<b>100.0</b>	<b>7</b>	<b>100.0</b>	<b>2</b>	<b>100.0</b>	<b>1</b>	<b>100.0</b>	<b>2</b>	<b>100.0</b>	<b>100.0%</b>	<b>-33.3%</b>
<b>NON-AUTOMOTIVE TECHNOLOGIES</b>												
Climate Control Technology	5	33.3	3	33.3	2	22.2	7	63.6	3	42.9	-57.1%	-40.0%
Computer Programmer Certificate	0	0.0	0	0.0	0	0.0	1	9.1	0	0.0	-100.0%	---
Computer User Certificate	0	0.0	0	0.0	0	0.0	0	0.0	2	28.6	---	---
Electronic Microprocessing	3	20.0	1	11.1	1	11.1	0	0.0	0	0.0	---	-100.0%
Electronics Technology	2	13.3	1	11.1	0	0.0	1	9.1	0	0.0	-100.0%	-100.0%
Exercise Science & Technology	0	0.0	3	33.3	0	0.0	1	9.1	0	0.0	-100.0%	---
Landscape Technology	4	26.7	1	11.1	6	66.7	1	9.1	2	28.6	100.0%	-50.0%
Publication Technology	1	6.7	0	0.0	0	0.0	0	0.0	0	0.0	---	-100.0%
<b>TOTAL Non-Auto Technologies</b>	<b>15</b>	<b>100.0</b>	<b>9</b>	<b>100.0</b>	<b>9</b>	<b>100.0</b>	<b>11</b>	<b>100.0</b>	<b>7</b>	<b>100.0</b>	<b>-36.4%</b>	<b>-53.3%</b>



OAKLAND COMMUNITY COLLEGE  
 CERTIFICATES AWARDED BY PROGRAM  
 (1987-88 through 1991-92)

Program	1987-88		1988-89		1989-90		1990-91		1991-92		Percent Change	
	1987-88	% of Total	1988-89	% of Total	1989-90	% of Total	1990-91	% of Total	1991-92	% of Total	1990-91 to 1991-92	1987-88 to 1991-92
<b>PUBLIC SERVICES</b>												
Corrections Officer	1	50.0	0	0.0	0	-	0	0.0	1	12.5	---	0.0%
Criminal Justice/Security	0	0.0	0	0.0	0	-	1	16.7	0	0.0	-100.0%	---
Gerontology	1	50.0	0	0.0	0	-	4	66.7	5	62.5	25.0%	400.0%
Law Enforcement	0	0.0	2	50.0	0	-	0	0.0	2	25.0	---	---
Library Technical Assistant	0	0.0	0	0.0	0	-	1	16.7	0	0.0	-100.0%	---
Police Evidence Technology	0	0.0	1	25.0	0	-	0	0.0	0	0.0	---	---
Retail Security	0	0.0	1	25.0	0	-	0	0.0	0	0.0	---	---
<b>TOTAL Public Services</b>	<b>2</b>	<b>100.0</b>	<b>4</b>	<b>100.0</b>	<b>0</b>	<b>-</b>	<b>6</b>	<b>100.0</b>	<b>8</b>	<b>100.0</b>	<b>33.3%</b>	<b>0.0%</b>
<b>TOTAL CERTIFICATES</b>	<b>120</b>		<b>131</b>		<b>65</b>		<b>135</b>		<b>128</b>		<b>-5.2%</b>	<b>6.7%</b>
<b>TOTAL DEGREES AND CERTIFICATES</b>	<b>2,132</b>		<b>2,072</b>		<b>1,978</b>		<b>2,128</b>		<b>2,319</b>		<b>9.0%</b>	<b>8.8%</b>

Source: Office of Institutional Planning & Analysis, November 1992.

OAKLAND COMMUNITY COLLEGE  
INFORMATION AND TELECOMMUNICATIONS SYSTEMS

DEGREES FOR 1987-1988 THROUGH 1991-92

PROGRAM: SIS225

140CT92 PROGRAM	YEAR																								
	1987-1988					1988-1989					1989-1990					1990-1991					1991-1992				
	CAMPUS					CAMPUS					CAMPUS					CAMPUS					CAMPUS				
	AH NO.	HL NO.	OR NO.	SE NO.	ALL NO.	AH NO.	HL NO.	OR NO.	SE NO.	ALL NO.	AH NO.	HL NO.	OR NO.	SE NO.	ALL NO.	AH NO.	HL NO.	OR NO.	SE NO.	ALL NO.	AH NO.	HL NO.	OR NO.	SE NO.	ALL NO.
ACCOUNTING	33	14	13	18	78	29	14	19	20	82	25	22	15	18	80	18	15	15	20	68	26	16	19	19	80
ALTERNATE ENERGIES TECHNOLOGY	2	.	.	.	2	1	.	.	.	1	.	.	.	.	.	.	.	.	.	.	.	.	.	.	.
ALTERNATE ENERGY- BUSINESS	1	.	.	.	1	.	.	.	.	.	.	.	.	.	.	.	.	.	.	.	.	.	.	.	.
ALTERNATE ENERGY- MANAGEMENT	3	.	.	.	3	.	.	.	.	.	1	.	.	.	1	.	.	.	.	.	.	.	.	.	.
ALTERNATE ENERGY- SPECIAL	.	.	.	.	.	.	.	.	.	.	.	.	.	.	.	.	.	.	.	.	2	.	.	.	2
AUDIO VISUAL TECHNOLOGY	1	.	1	.	2	.	.	.	2	2	.	.	1	.	1	.	.	2	.	2	.	.	1	.	1
AUDIOVISUAL TECHNOLOGY- PHOTOGRAPHY	.	.	5	2	7	.	.	8	1	9	1	.	7	1	9	2	.	4	1	7	2	.	3	1	6
AUTOMOBILE SERVICING	4	.	.	.	4	4	.	.	.	4	3	.	1	.	4	9	.	.	.	9	4	.	.	.	4
AUTOMOTIVE BODY DESIGN OPTION/CAD	.	.	.	.	.	.	.	.	.	.	.	.	.	.	.	.	.	.	.	.	6	1	.	1	8
AUTOMOTIVE TECHNOLOGY- ENGINEERING	4	1	1	1	7	1	.	.	.	1	2	.	.	.	2	1	.	.	.	1	1	.	.	.	1
AUTOMOTIVE TECHNOLOGY- RETAILING	.	.	1	.	1	1	.	.	.	1	1	.	.	.	1	1	.	.	.	1	.	.	.	.	.
AVIATION FLIGHT TECHNOLOGY	.	2	1	.	3	1	3	.	.	4	.	4	.	.	4	.	4	.	.	4	.	10	.	2	12

(CONTINUED)

OAKLAND COMMUNITY COLLEGE  
INFORMATION AND TELECOMMUNICATIONS SYSTEMS

DEGREES FOR 1987-1988 THROUGH 1991-92

PROGRAM: SIS225

14OCT92 PROGRAM	YEAR																								
	1987-1988					1988-1989					1989-1990					1990-1991					1991-1992				
	CAMPUS					CAMPUS					CAMPUS					CAMPUS					CAMPUS				
	AH	HL	OR	SE	ALL	AH	HL	OR	SE	ALL	AH	HL	OR	SE	ALL	AH	HL	OR	SE	ALL	AH	HL	OR	SE	ALL
NO.	NO.	NO.	NO.	NO.	NO.	NO.	NO.	NO.	NO.	NO.	NO.	NO.	NO.	NO.	NO.	NO.	NO.	NO.	NO.	NO.	NO.	NO.	NO.	NO.	
AVIATION MANAGEMENT OPTION	.	2	.	1	3	.	.	.	.	.	1	2	.	1	4	.	1	.	.	1	.	2	.	.	2
BUSINESS ADMINISTRATION	111	61	128	109	409	86	51	119	89	345	108	71	107	103	389	96	61	112	116	385	99	70	109	122	400
BUSINESS INFORMATION SYSTEMS	.	.	.	.	.	.	.	.	.	.	.	.	.	.	.	.	.	.	.	.	.	.	.	2	2
CAT-TELEVISION FIELD PRODUCTION	.	.	2	.	2	.	.	.	.	.	.	.	.	.	.	.	.	1	1	2	.	.	1	.	1
CERAMIC TECHNOLOGY	.	.	.	1	1	.	.	.	1	1	.	.	.	.	.	.	.	.	.	.	.	.	.	.	.
CLIMATE CONTROL SYSTEMS TECHNOLOGY	15	.	.	.	15	8	.	.	.	8	3	1	.	.	4	3	1	1	.	5	6	.	1	.	7
COMMUNICATION ARTS & TECHNOLOGY	1	.	13	2	16	1	.	13	.	14	2	.	13	2	17	.	.	9	1	10	.	1	10	3	14
COMPUTER AIDED DESIGN TECHNOLOGY	7	.	1	.	8	15	.	1	.	16	22	1	.	2	25	23	.	3	1	27	15	.	.	.	15
COMPUTER BASED PHOTO TECHNOLOGY	.	.	.	.	.	.	.	.	.	.	.	.	.	.	.	.	.	1	.	1	.	.	.	.	.
COMPUTER INFORMATION SYSTEMS	.	.	.	.	.	.	.	.	.	.	.	.	.	.	.	1	.	1	.	2	3	.	5	.	8
COMPUTER INTEG MNFG-DESIGN	.	.	.	.	.	.	.	.	.	.	.	.	.	.	.	.	.	.	.	.	1	.	.	.	1

(CONTINUED)

OAKLAND COMMUNITY COLLEGE  
INFORMATION AND TELECOMMUNICATIONS SYSTEMS

DEGREES FOR 1987-1988 THROUGH 1991-92

PROGRAM: SIS225

140CT92 PROGRAM	YEAR																													
	1987-1988					1988-1989					1989-1990					1990-1991					1991-1992									
	CAMPUS					CAMPUS					CAMPUS					CAMPUS					CAMPUS									
	AH	HL	OR	SE	ALL	AH	HL	OR	SE	ALL	AH	HL	OR	SE	ALL	AH	HL	OR	SE	ALL	AH	HL	OR	SE	ALL					
NO.	NO.	NO.	NO.	NO.	NO.	NO.	NO.	NO.	NO.	NO.	NO.	NO.	NO.	NO.	NO.	NO.	NO.	NO.	NO.	NO.	NO.	NO.	NO.	NO.						
COMPUTER INTEG MFG-NUMERICAL CONT	.	.	.	.	.	.	.	.	.	.	.	.	.	.	.	.	.	.	.	.	.	.	.	.	.	1	.	.	.	1
COMPUTER INTEG MFG-PLANT FACILTY	.	.	.	.	.	.	.	.	.	.	1	.	.	.	1	.	.	.	.	.	.	.	.	.	.	.	.	.	.	.
CONFERENCE AND COURT REPORTING	.	1	.	.	1	.	.	.	1	1	.	.	1	.	1	.	.	.	.	.	.	.	.	.	.	1	.	.	.	1
CORRECTIONS OFFICER	2	.	.	.	2	1	.	.	.	1	3	.	.	.	3	1	.	.	.	1	5	1	.	.	1	7	.	.	.	7
COSMETOLOGY	3	2	4	5	14	2	.	5	1	8	1	2	1	3	7	3	1	4	3	11	.	.	2	.	.	.	.	2	.	2
CRIMINAL JUSTICE/SECURITY PROGRAM	13	1	1	.	15	7	.	.	3	10	9	.	.	2	11	7	1	.	3	11	16	2	1	1	1	20	.	.	.	20
CULINARY ARTS	1	.	15	2	18	.	.	14	.	14	2	1	24	.	27	1	.	19	.	20	1	.	13	.	.	14	.	.	.	14
DATA PROCESS- BUSINESS PROGRAMMING	5	2	26	11	44	6	1	22	2	31	4	1	24	5	34	3	2	12	4	21	7	.	14	.	.	21	.	.	.	21
DATA PROCESSING - COMPUTER SCIENCE	1	1	9	1	12	2	.	3	.	5	.	.	2	.	2	1	1	2	1	5	1	.	1	2	4	4	.	.	.	4
DATA PROCESSING - SYSTEMS ANALYSIS	2	1	8	3	14	6	.	6	5	17	2	1	4	4	11	3	1	6	5	15	6	.	4	3	13	13	.	.	.	13
DENTAL HYGIENE	.	27	1	.	28	.	29	.	.	29	.	29	.	.	29	.	29	.	.	29	.	28	.	.	.	28	.	.	.	28
DIAGNOSTIC MEDICAL SONOGRAPHY	2	.	.	15	17	1	.	.	21	22	.	.	.	.	.	.	.	.	.	26	26	2	.	.	10	12	.	.	.	12

(CONTINUED)

OAKLAND COMMUNITY COLLEGE  
INFORMATION AND TELECOMMUNICATIONS SYSTEMS

DEGREES FOR 1987-1988 THROUGH 1991-92

PROGRAM: SIS225

140CT92	YEAR																									
	1987-1988					1988-1989					1989-1990					1990-1991					1991-1992					
	CAMPUS					CAMPUS					CAMPUS					CAMPUS					CAMPUS					
	AH	HL	OR	SE	ALL	AH	HL	OR	SE	ALL	AH	HL	OR	SE	ALL	AH	HL	OR	SE	ALL	AH	HL	OR	SE	ALL	
NO.	NO.	NO.	NO.	NO.	NO.	NO.	NO.	NO.	NO.	NO.	NO.	NO.	NO.	NO.	NO.	NO.	NO.	NO.	NO.	NO.	NO.	NO.	NO.	NO.		
PROGRAM																										
DIESEL TRUCK AND HEAVY EQUIPMENT	1	.	.	.	1	2	.	.	1	3	1	.	.	.	1	.	.	.	.	.	1	.	.	.	.	1
EARLY CHILDHOOD DEVELOPMENT	3	10	2	4	19	5	13	2	5	25	.	21	2	1	24	3	19	.	1	23	8	28	6	2	44	
ELECTRICAL TRADE/ELECTRO-MECHANICS	3	.	.	2	5	1	.	.	.	1	2	.	1	1	4	5	.	.	.	5	1	.	.	.	1	
ELECTRICAL TRADE/INDUST ELECTRONIC	4	.	1	1	6	1	.	.	.	1	1	.	.	.	1	2	.	.	.	2	2	.	1	.	3	
ELECTRONIC COMPUTER MICROPROCESSOR	7	.	1	.	8	3	.	.	.	3	5	.	1	.	6	3	.	.	.	3	5	.	.	.	5	
ELECTRONICS TECHNOLOGY	8	.	.	.	8	7	1	1	1	10	10	1	1	1	13	10	.	.	1	11	14	.	.	1	15	
EMERGENCY MEDICAL TECHNOLOGY	3	.	.	.	3	2	1	1	.	4	5	1	.	.	6	1	.	.	.	1	2	.	.	.	2	
EXECUTIVE SECRETARIAL	3	.	1	2	6	1	1	2	.	4	3	.	.	4	7	1	1	.	3	5	2	2	.	.	4	
EXERCISE SCIENCE & TECHNOLOGY	.	3	.	.	3	.	4	.	.	4	.	2	2	1	5	.	1	.	.	1	.	6	.	.	6	
FOOD SERVICE MGT-DIETARYMANAGEMENT	.	.	2	.	2	.	.	6	.	6	.	.	.	.	.	.	.	.	.	.	.	.	.	.	.	
FOODSERVICE MANAGEMENT	.	.	3	1	4	1	.	5	.	6	.	.	3	.	3	.	.	4	1	5	.	.	2	.	2	
GENERAL STUDIES	33	16	32	41	122	44	25	28	50	147	44	20	34	43	141	51	29	43	49	172	55	34	47	54	190	

(CONTINUED)

OAKLAND COMMUNITY COLLEGE  
INFORMATION AND TELECOMMUNICATIONS SYSTEMS

DEGREES FOR 1987-1988 THROUGH 1991-92

PROGRAM: SIS225

14OCT92 PROGRAM	YEAR																									
	1987-1988					1988-1989					1989-1990					1990-1991					1991-1992					
	CAMPUS					CAMPUS					CAMPUS					CAMPUS					CAMPUS					
	AH NO.	HL NO.	OR NO.	SE NO.	ALL NO.	AH NO.	HL NO.	OR NO.	SE NO.	ALL NO.	AH NO.	HL NO.	OR NO.	SE NO.	ALL NO.	AH NO.	HL NO.	OR NO.	SE NO.	ALL NO.	AH NO.	HL NO.	OR NO.	SE NO.	ALL NO.	
GERONTOLOGY	.	1	.	3	4	1	1	1	6	9	1	1	.	1	3	.	.	1	4	5	.	.	.	2	2	
GRAPH & COMM ART- ADVERTISING DES	.	.	9	.	9	.	1	7	1	9	.	.	10	.	10	3	.	7	.	10	.	.	6	.	6	
GRAPHIC & COMM ART-ILLUSTRATION	.	.	8	.	8	.	.	3	.	3	.	.	7	.	7	.	.	6	.	6	.	.	3	.	3	
HEALTH CARE ADMINISTRATION	2	.	2	4	8	1	.	3	4	8	2	1	.	3	6	1	1	.	3	5	.	1	1	4	6	
HOSPITAL PHARMACY TECHNOLOGY	.	.	.	.	.	1	.	.	.	1	.	.	1	1	2	.	.	1	.	1	.	.	.	.	.	
HOTEL MOTEL MANAGEMENT	.	.	4	.	4	2	.	6	.	8	.	.	8	.	8	.	.	6	.	6	.	1	6	.	7	
INDUSTRIAL SECURITY	2	.	.	.	2	2	.	.	.	2	1	.	.	.	1	1	.	.	.	1	1	.	.	.	1	
INDUSTRIAL SUPERVISION/MGT	2	.	.	.	2	2	.	.	.	2	.	.	.	.	.	1	.	.	.	1	.	.	.	.	.	
INDUSTRIAL TECH SKILLED TRADES	.	.	.	.	.	.	.	.	.	.	.	.	.	.	.	.	.	.	.	.	.	12	.	.	1	13
INDUSTRIAL TECHNOLOGY	15	.	.	.	15	20	.	1	.	21	11	.	.	.	11	20	1	.	.	21	29	.	.	.	29	
LANDSCAPE TECHNOLOGY	4	.	1	.	5	9	.	.	1	10	3	.	.	.	3	2	1	.	.	3	3	.	1	.	4	
LAW ENFORCEMENT	20	1	3	4	28	16	1	1	3	21	18	1	2	.	21	16	.	.	.	16	21	2	2	6	31	
LEGAL ASSISTANT	1	.	.	1	2	2	3	3	2	10	.	5	8	1	14	3	1	13	7	24	5	3	21	6	35	
LEGAL SECRETARIAL	5	1	1	1	8	1	.	3	1	5	1	.	.	1	2	1	1	.	2	4	1	.	.	.	1	

(CONTINUED)

OAKLAND COMMUNITY COLLEGE  
INFORMATION AND TELECOMMUNICATIONS SYSTEMS

DEGREES FOR 1987-1988 THROUGH 1991-92

PROGRAM: SIS225

140CT92 PROGRAM	YEAR																									
	1987-1988					1988-1989					1989-1990					1990-1991					1991-1992					
	CAMPUS					CAMPUS					CAMPUS					CAMPUS					CAMPUS					
	AH NO.	HL NO.	OR NO.	SE NO.	ALL NO.	AH NO.	HL NO.	OR NO.	SE NO.	ALL NO.	AH NO.	HL NO.	OR NO.	SE NO.	ALL NO.	AH NO.	HL NO.	OR NO.	SE NO.	ALL NO.	AH NO.	HL NO.	OR NO.	SE NO.	ALL NO.	
LIBERAL ARTS	161	63	196	126	546	155	89	232	140	616	154	80	238	139	611	150	101	226	134	611	208	106	192	156	662	
LIBERAL ARTS-FINE ARTS (VISUAL)	2	1	1	2	6	1	.	4	2	7	1	.	1	2	4	2	.	3	2	7	1	1	2	.	4	
LIBRARY TECHNICAL ASSISTANT	2	.	1	1	4	.	.	1	.	1	2	.	2	.	4	3	.	2	.	5	3	1	1	1	6	
MACHINE TOOL TECHNOLOGY	.	.	.	.	.	1	.	.	.	1	.	.	.	1	1	.	.	.	.	.	.	.	.	.	.	.
MACHINE TOOL- NUMERICAL CONTROL	.	.	.	.	.	.	.	.	.	.	.	.	.	.	.	.	.	.	.	.	1	.	.	.	.	1
MANUFACTURING TECHNOLOGY	9	.	.	.	9	6	.	.	.	6	15	.	.	.	15	11	.	.	.	11	13	.	.	.	13	
MECHANICAL DESIGN TECHNOLOGY	1	.	1	.	2	1	.	.	.	1	1	.	.	.	1	3	.	.	.	3	.	.	1	.	1	
MECHANICAL PRODUCTION TECHNOLOGY	.	.	.	.	.	3	.	.	.	3	.	.	.	.	.	.	.	.	.	.	.	.	.	.	.	.
MEDICAL ASSISTING	.	6	1	.	7	.	6	.	.	6	.	1	.	.	1	.	11	.	.	11	1	6	.	.	7	
MEDICAL LABORATORY TECHNOLOGY	1	18	.	1	20	.	9	.	1	10	.	8	.	1	9	1	3	.	.	4	.	6	.	.	6	
MEDICAL RECORDS TRANSCRIPTIONIST	.	.	1	.	1	.	.	1	.	1	.	.	.	1	1	1	.	.	.	1	2	1	1	3	7	
MEDICAL SECRETARIAL	1	1	1	3	6	2	.	.	.	2	1	.	.	1	2	.	.	.	.	.	.	.	.	.	.	

(CONTINUED)

OAKLAND COMMUNITY COLLEGE  
INFORMATION AND TELECOMMUNICATIONS SYSTEMS

DEGREES FOR 1987-1988 THROUGH 1991-92

PROGRAM: SIS225

140CT92 PROGRAM	YEAR																								
	1987-1988					1988-1989					1989-1990					1990-1991					1991-1992				
	CAMPUS					CAMPUS					CAMPUS					CAMPUS					CAMPUS				
	AH NO.	HL NO.	OR NO.	SE NO.	ALL NO.	AH NO.	HL NO.	OR NO.	SE NO.	ALL NO.	AH NO.	HL NO.	OR NO.	SE NO.	ALL NO.	AH NO.	HL NO.	OR NO.	SE NO.	ALL NO.	AH NO.	HL NO.	OR NO.	SE NO.	ALL NO.
MENTAL HEALTH/SOCIAL WORK	52	10	15	7	84	44	5	12	9	70	52	7	7	15	81	50	17	10	11	88	68	14	8	13	103
MGT DEV - BUSINESS MANAGEMENT	4	2	20	3	29	2	1	8	4	15	4	2	8	2	16	4	3	8	2	17	4	1	13	4	22
MGT DEV - RETAIL FASHION & BUYING	.	.	4	1	5	.	.	.	1	1	.	2	3	.	5	.	.	2	1	3	.	.	2	1	3
MGT DEV - RETAIL MANAGEMENT	.	1	2	.	3	.	.	2	1	3	.	.	2	.	2	1	1	2	.	4	.	.	2	.	2
MGT DEV-OFFICE ADMINISTRATION	5	2	3	1	11	1	2	4	2	9	1	1	5	1	8	.	.	3	3	6	3	.	.	1	4
MICROPROCESSOR UTILIZATION/REPAIR	.	.	.	.	.	.	.	.	.	.	.	.	.	.	.	1	.	.	.	1	2	.	.	.	2
NUCLEAR MEDICINE TECHNOLOGY	.	.	.	3	3	.	.	.	1	1	.	1	.	1	2	1	.	.	.	1	.	.	.	.	.
NURSING	1	95	3	.	99	2	108	3	.	113	.	83	.	2	85	.	112	.	.	112	.	107	.	.	107
OFFICE INFORMATION SYSTEMS	1	2	1	1	5	2	6	1	2	11	5	4	3	2	14	7	6	4	7	24	15	4	.	3	22
POLICE EVIDENCE TECHNOLOGY	1	.	.	1	2	6	.	.	.	6	1	1	.	.	2	1	.	.	.	1	5	1	.	.	6
PRE-ENGINEERING	3	2	1	3	9	7	.	8	1	16	4	3	3	1	11	6	.	1	1	8	7	2	4	3	16
PRE-INTERNATIONAL COMMERCE	.	.	1	.	1	.	.	.	.	.	.	.	.	.	.	.	.	.	1	1	1	.	1	.	2

(CONTINUED)



OAKLAND COMMUNITY COLLEGE  
INFORMATION AND TELECOMMUNICATIONS SYSTEMS

DEGREES FOR 1987-1988 THROUGH 1991-92

PROGRAM: SIS225

140CT92	YEAR																									
	1987-1988					1988-1989					1989-1990					1990-1991					1991-1992					
	CAMPUS					CAMPUS					CAMPUS					CAMPUS					CAMPUS					
	AH	HL	OR	SE	ALL	AH	HL	OR	SE	ALL	AH	HL	OR	SE	ALL	AH	HL	OR	SE	ALL	AH	HL	OR	SE	ALL	
NO.	NO.	NO.	NO.	NO.	NO.	NO.	NO.	NO.	NO.	NO.	NO.	NO.	NO.	NO.	NO.	NO.	NO.	NO.	NO.	NO.	NO.	NO.	NO.	NO.		
PROGRAM																										
PUBLICATION PRODUCTION TECHNOLOGY	.	1	.	.	1	.	2	1	.	3	.	1	.	.	1	.	1	.	.	1	.	1	.	.	1	2
QUALITY ASSURANCE TECHNOLOGY	.	.	.	.	.	.	.	.	.	.	.	.	.	.	.	.	.	.	.	.	.	2	.	.	.	2
RADIOLOGIC TECHNOLOGY	.	.	.	.	.	.	.	.	.	.	.	.	.	.	.	1	.	.	4	5	.	.	.	5	5	5
RESPIRATORY THERAPY	1	4	.	15	20	1	3	.	4	8	.	.	.	1	1	.	.	.	9	9	.	.	.	11	11	11
RETAIL SECURITY	.	.	.	.	.	1	.	.	.	1	.	.	.	.	.	.	.	.	.	.	.	.	.	.	.	.
ROBOTICS TECHNOLOGY- ELECTRO	27	.	.	2	29	11	.	.	.	11	6	.	.	.	6	9	.	1	2	12	5	.	1	.	6	6
ROBOTICS TECHNOLOGY-HYDRO	4	.	1	.	5	3	.	1	.	4	2	.	.	.	2	1	.	.	.	1	3	.	.	.	3	3
ROBOTICS/AUTOMAT- ED SYSTEMS TECH	.	.	.	.	.	.	.	.	.	.	.	.	.	.	.	.	.	.	.	.	1	.	.	.	.	1
SCIENCE	17	8	16	10	51	11	5	19	7	42	13	3	13	12	41	18	6	7	8	39	16	11	17	11	55	55
SECURITY AND RISK MANAGEMENT	.	.	.	.	.	.	.	.	.	.	.	.	.	.	.	1	.	.	.	1	1	1	1	1	.	3
SMALL COMPUTER SYSTEM TECHNOLOGY	2	.	7	.	9	1	.	5	1	7	3	.	5	.	8	2	.	4	.	6	.	1	2	1	4	4
VEHICLE BODY TECHNOLOGY	3	.	.	1	4	1	.	.	.	1	2	.	.	.	2	2	.	1	.	3	3	.	.	.	3	3

(CONTINUED)

OAKLAND COMMUNITY COLLEGE  
INFORMATION AND TELECOMMUNICATIONS SYSTEMS

DEGREES FOR 1987-1988 THROUGH 1991-92

PROGRAM: SIS225

14OCT92	YEAR																								
	1987-1988					1988-1989					1989-1990					1990-1991					1991-1992				
	CAMPUS					CAMPUS					CAMPUS					CAMPUS					CAMPUS				
	AH	HL	OR	SE	ALL	AH	HL	OR	SE	ALL	AH	HL	OR	SE	ALL	AH	HL	OR	SE	ALL	AH	HL	OR	SE	ALL
NO.	NO.	NO.	NO.	NO.	NO.	NO.	NO.	NO.	NO.	NO.	NO.	NO.	NO.	NO.	NO.	NO.	NO.	NO.	NO.	NO.	NO.	NO.	NO.	NO.	
PROGRAM																									
WELDING AND FABRICATING TECHNOLOGY	2	.	.	.	2	.	.	.	.	.	.	.	.	.	.	.	.	.	.	.	.	.	.	.	.
WORD PROCESSING AND TEXT EDITING	17	5	3	5	30	6	3	1	6	16	7	1	.	3	11	1	.	.	1	2	1	.	.	1	2
TOTAL	644	368	579	421	2012	564	388	586	403	1941	573	386	570	384	1913	574	433	547	439	1993	733	472	528	458	2191

44

OAKLAND COMMUNITY COLLEGE  
INFORMATION AND TELECOMMUNICATIONS SYSTEMS

TOTAL CERTIFICATES FOR 1987-88 THROUGH 1991-92

PROGRAM: SIS225

140CT92 PROGRAM	YEAR																								
	1987-1988					1988-1989					1989-1990					1990-1991					1991-1992				
	CAMPUS					CAMPUS					CAMPUS					CAMPUS					CAMPUS				
	AH	HL	OR	SE	ALL	AH	HL	OR	SE	ALL	AH	HL	OR	SE	ALL	AH	HL	OR	SE	ALL	AH	HL	OR	SE	ALL
NO.	NO.	NO.	NO.	NO.	NO.	NO.	NO.	NO.	NO.	NO.	NO.	NO.	NO.	NO.	NO.	NO.	NO.	NO.	NO.	NO.	NO.	NO.	NO.	NO.	
ACCOUNTING	2	.	1	3	6	2	1	.	2	5	5	3	.	3	11	6	1	2	1	10	3	2	2	4	11
ASSESSMENT ADMINISTRATION CERT	1	.	.	.	1	.	.	.	.	.	.	.	.	.	.	.	.	.	.	.	.	.	.	.	.
AUDIO VISUAL TECHNOLOGY	.	.	.	.	.	.	.	.	.	.	.	.	.	.	.	1	.	.	.	1	.	.	.	.	.
AUDIOVISUAL TECHNOLOGY- PHOTOGRAPHY	.	.	.	2	2	.	.	.	.	.	2	.	.	.	2	.	.	.	.	.	.	.	1	.	1
AUTOMOBILE SERVICING	4	.	.	1	5	3	.	.	.	3	4	.	.	.	4	1	.	.	.	1	1	.	.	.	1
AUTOMOTIVE BODY DESIGN OPTION/CAD	.	.	.	.	.	.	.	.	.	.	.	.	.	.	.	.	.	.	.	.	2	.	.	1	3
AUTOMOTIVE TECHNOLOGY- ENGINEERING	1	.	2	.	3	.	.	.	.	.	2	.	.	.	2	.	.	.	.	.	.	.	.	.	.
AUTOMOTIVE TECHNOLOGY- RETAILING	1	.	.	.	1	2	.	.	.	2	.	.	.	.	.	.	.	.	.	.	1	.	.	.	1
CLIMATE CONTROL SYSTEMS TECHNOLOGY	3	.	1	1	5	2	1	.	.	3	2	.	.	.	2	5	1	.	1	7	3	.	.	.	3
COMPUTER AIDED DESIGN TECHNOLOGY	1	.	.	.	1	2	.	.	.	2	3	.	.	.	3	2	.	.	.	2	1	.	.	1	2
COMPUTER PROGRAMMER CERTIFICATE	.	.	.	.	.	.	.	.	.	.	.	.	.	.	.	.	.	1	.	1	.	.	.	.	.

Handwritten marks on the right side of the table, including checkmarks and the number '4' written vertically next to several rows.

(CONTINUED)

OAKLAND COMMUNITY COLLEGE  
INFORMATION AND TELECOMMUNICATIONS SYSTEMS

TOTAL CERTIFICATES FOR 1987-88 THROUGH 1991-92

PROGRAM: SIS225

140CT92 PROGRAM	YEAR																														
	1987-1988					1988-1989					1989-1990					1990-1991					1991-1992										
	CAMPUS					CAMPUS					CAMPUS					CAMPUS					CAMPUS										
	AH NO.	HL NO.	OR NO.	SE NO.	ALL NO.	AH NO.	HL NO.	OR NO.	SE NO.	ALL NO.	AH NO.	HL NO.	OR NO.	SE NO.	ALL NO.	AH NO.	HL NO.	OR NO.	SE NO.	ALL NO.	AH NO.	HL NO.	OR NO.	SE NO.	ALL NO.						
COMPUTER USER CERTIFICATE	.	.	.	.	.	.	.	.	.	.	.	.	.	.	.	.	.	.	.	.	.	.	.	.	.	.	.	2	.	2	X
CORRECTIONS OFFICER	1	.	.	.	1	.	.	.	.	.	.	.	.	.	.	.	.	.	.	.	.	.	.	.	.	.	.	.	.	1	X
CRIMINAL JUSTICE/SECURITY PROGRAM	.	.	.	.	.	.	.	.	.	.	.	.	.	.	.	.	1	.	.	.	.	.	.	.	.	1	.	.	.	.	X
DENTAL ASSISTING	2	3	.	.	5	.	2	.	.	2	.	.	.	.	.	.	.	.	.	.	.	.	.	.	.	.	.	.	.	.	X
DIESEL TRUCK AND HEAVY EQUIPMENT	.	.	.	.	.	.	.	.	.	.	.	3	.	.	.	.	3	2	.	.	.	.	.	.	.	2	.	.	.	.	X
DRAFTING	3	.	.	1	4	3	.	.	.	3	2	.	.	.	2	2	.	1	.	.	.	.	.	.	.	3	1	.	1	.	X
ELECTRICAL TRADE/ELECTRO- MECHANICS	1	.	.	.	1	.	.	.	.	.	.	.	.	.	.	.	1	.	.	.	.	.	.	.	.	1	.	.	.	.	X
ELECTRICAL TRADE/INDUST ELECTRONIC	.	.	.	.	.	.	.	.	.	.	.	.	.	.	.	.	.	.	.	.	.	.	.	.	.	.	.	.	1	.	X
ELECTRONIC COMPUTER MICROPROCESSOR	3	.	.	.	3	1	.	.	.	1	1	.	.	.	1	.	.	.	.	.	.	.	.	.	.	.	.	.	.	.	X
ELECTRONICS TECHNOLOGY	2	.	.	.	2	1	.	.	.	1	.	.	.	.	.	.	1	.	.	.	.	.	.	.	.	1	.	.	.	.	X
EXECUTIVE SECRETARIAL	.	.	.	.	.	.	.	.	.	.	.	.	.	.	.	.	.	.	1	1	.	.	.	.	.	.	.	.	.	.	X
EXERCISE SCIENCE & TECHNOLOGY	.	.	.	.	.	.	3	.	.	3	.	.	.	.	.	.	.	1	.	.	.	.	.	.	.	1	.	.	.	.	X

(CONTINUED)

OAKLAND COMMUNITY COLLEGE  
INFORMATION AND TELECOMMUNICATIONS SYSTEMS

TOTAL CERTIFICATES FOR 1987-88 THROUGH 1991-92

PROGRAM: SIS225

140CT92 PROGRAM	YEAR																															
	1987-1988					1988-1989					1989-1990					1990-1991					1991-1992											
	CAMPUS					CAMPUS					CAMPUS					CAMPUS					CAMPUS											
	AH NO.	HL NO.	OR NO.	SE NO.	ALL NO.	AH NO.	HL NO.	OR NO.	SE NO.	ALL NO.	AH NO.	HL NO.	OR NO.	SE NO.	ALL NO.	AH NO.	HL NO.	OR NO.	SE NO.	ALL NO.	AH NO.	HL NO.	OR NO.	SE NO.	ALL NO.							
FLUID POWER TECHNOLOGY	.	.	.	.	.	.	.	.	.	.	.	.	.	.	.	.	.	.	.	.	.	.	.	.	.	.	1	.	.	.	1	
GERONTOLOGY	.	1	.	.	1	.	.	.	.	.	.	.	.	.	.	.	.	.	.	.	.	.	.	.	.	.	4	4	.	.	5	5
GRAPH & COMM ART- ADVERTISING DES	.	.	.	.	.	.	.	2	2	1	5	.	.	.	.	.	.	.	.	.	.	.	.	.	.	.	.	.	.	1	.	1
GRAPHIC & COMM ART-ILLUSTRATION	.	.	1	.	1	.	1	1	.	2	.	.	.	.	.	.	.	.	.	.	.	.	.	.	.	.	.	.	.	.	.	
HEALTH CARE ADMINISTRATION	.	.	1	1	2	1	1	.	1	3	.	.	.	4	4	.	1	.	3	4	.	.	.	1	.	.	.	.	1	.	1	
HOSPITAL PHARMACY TECHNOLOGY	.	.	.	3	3	.	.	.	3	3	.	.	.	3	3	1	.	.	2	3	.	.	.	.	.	.	.	.	2	.	2	
LANDSCAPE TECHNOLOGY	3	.	1	.	4	1	.	.	.	1	6	.	.	.	6	1	.	.	.	1	2	.	.	.	.	.	.	.	.	.	2	
LAW ENFORCEMENT	.	.	.	.	.	2	.	.	.	2	.	.	.	.	.	.	.	.	.	.	.	2	.	.	.	.	.	.	.	.	2	
LEGAL ASSISTANT	1	.	2	1	4	.	.	3	.	3	.	1	1	1	3	1	.	5	1	7	1	.	3	3	.	.	.	.	3	3	7	
LEGAL SECRETARIAL	1	.	.	.	1	.	.	.	.	.	.	.	.	.	.	.	.	.	1	1	.	.	.	.	.	.	.	.	.	.	.	
LIBRARY TECHNICAL ASSISTANT	.	.	.	.	.	.	.	.	.	.	.	.	.	.	.	1	.	.	.	1	.	.	.	.	.	.	.	.	.	.	.	
MACHINE TOOL TECHNOLOGY	.	.	.	.	.	1	.	.	.	1	.	.	.	.	.	.	.	.	.	.	.	.	.	.	.	.	.	.	.	.	.	
MACHINE TOOL- NUMERICAL CONTROL	.	.	.	.	.	.	.	.	.	.	.	.	.	.	.	.	.	.	.	.	.	1	.	.	.	.	.	.	.	.	1	
MECHANICAL DESIGN TECHNOLOGY	2	.	.	.	2	.	.	.	.	.	1	.	.	.	1	.	.	.	.	.	.	1	.	.	.	.	.	.	.	.	1	

(CONTINUED)

Handwritten marks: a vertical column of 'X' marks on the right side of the table, and a vertical line of numbers '4 5 4' running vertically along the right edge of the table.

OAKLAND COMMUNITY COLLEGE  
INFORMATION AND TELECOMMUNICATIONS SYSTEMS

TOTAL CERTIFICATES FOR 1987-88 THROUGH 1991-92

PROGRAM: SIS225

14OCT92 PROGRAM	YEAR																										
	1987-1988					1988-1989					1989-1990					1990-1991					1991-1992						
	CAMPUS					CAMPUS					CAMPUS					CAMPUS					CAMPUS						
	AH	HL	OR	SE	ALL	AH	HL	OR	SE	ALL	AH	HL	OR	SE	ALL	AH	HL	OR	SE	ALL	AH	HL	OR	SE	ALL		
NO.	NO.	NO.	NO.	NO.	NO.	NO.	NO.	NO.	NO.	NO.	NO.	NO.	NO.	NO.	NO.	NO.	NO.	NO.	NO.	NO.	NO.	NO.	NO.	NO.			
MEDICAL RECORDS TRANSCRIPTIONIST	.	.	.	1	1	.	.	.	.	.	.	.	.	.	.	1	.	.	.	.	1	.	.	.	.	1	1
MEDICAL SECRETARIAL	.	.	.	.	.	.	.	.	1	1	2	.	.	.	2	.	.	.	.	.	.	.	.	.	.	.	.
OFFICE INFORMATION SYSTEMS	.	.	.	.	.	1	.	.	2	3	1	.	1	2	4	3	1	.	2	6	3	.	.	.	1	4	.
POLICE EVIDENCE TECHNOLOGY	.	.	.	.	.	.	.	.	1	1	.	.	.	.	.	.	.	.	.	.	.	.	.	.	.	.	.
PRACTICAL NURSE EDUCATION	2	6	1	41	50	4	13	.	54	71	1	2	.	2	5	8	10	.	50	68	7	10	3	48	68	68	.
PUBLICATION PRODUCTION TECHNOLOGY	.	1	.	.	1	.	.	.	.	.	.	.	.	.	.	.	.	.	.	.	.	.	.	.	.	.	.
RETAIL SECURITY	.	.	.	.	.	.	.	.	1	1	.	.	.	.	.	.	.	.	.	.	.	.	.	.	.	.	.
ROBOTICS TECHNOLOGY- ELECTRO	3	.	.	.	3	2	.	.	.	2	2	.	.	.	2	3	.	.	.	3	.	.	.	.	.	.	.
ROBOTICS TECHNOLOGY-HYDRO	.	.	.	.	.	1	.	.	.	1	.	.	.	.	.	.	.	.	.	.	1	.	.	.	.	1	.
VEHICLE BODY TECHNOLOGY	4	.	.	.	4	3	.	.	.	3	3	.	.	.	3	4	.	.	.	4	3	.	.	.	.	3	.
WELDING AND FABRICATING TECHNOLOGY	1	.	.	.	1	.	.	.	.	.	.	.	.	.	.	.	.	.	.	.	.	.	.	.	.	.	.
WORD PROCESSING AND TEXT EDITING	.	.	1	1	2	1	.	.	2	3	1	.	.	.	1	1	.	.	.	1	.	.	.	.	.	.	.

(CONTINUED)

OAKLAND COMMUNITY COLLEGE  
 INFORMATION AND TELECOMMUNICATIONS SYSTEMS

TOTAL CERTIFICATES FOR 1987-88 THROUGH 1991-92

PROGRAM: SIS225

140CT92	YEAR																								
	1987-1988					1988-1989					1989-1990					1990-1991					1991-1992				
	CAMPUS					CAMPUS					CAMPUS					CAMPUS					CAMPUS				
	AH	HL	OR	SE	ALL	AH	HL	OR	SE	ALL	AH	HL	OR	SE	ALL	AH	HL	OR	SE	ALL	AH	HL	OR	SE	ALL
NO.	NO.	NO.	NO.	NO.	NO.	NO.	NO.	NO.	NO.	NO.	NO.	NO.	NO.	NO.	NO.	NO.	NO.	NO.	NO.	NO.	NO.	NO.	NO.	NO.	
TOTAL	42	11	11	56	120	33	24	6	68	131	41	6	2	16	65	45	16	9	65	135	35	12	14	67	128

OAKLAND COMMUNITY COLLEGE  
INFORMATION AND TELECOMMUNICATIONS SYSTEMS

15

TOTAL DEGREES/CERTIFICATES FOR 1987-88 THROUGH 1991-

92

PROGRAM: SIS225

140CT92 PROGRAM	YEAR																								
	1987-1988					1988-1989					1989-1990					1990-1991					1991-1992				
	CAMPUS					CAMPUS					CAMPUS					CAMPUS					CAMPUS				
	AH	HL	OR	SE	ALL	AH	HL	OR	SE	ALL	AH	HL	OR	SE	ALL	AH	HL	OR	SE	ALL	AH	HL	OR	SE	ALL
NO.	NO.	NO.	NO.	NO.	NO.	NO.	NO.	NO.	NO.	NO.	NO.	NO.	NO.	NO.	NO.	NO.	NO.	NO.	NO.	NO.	NO.	NO.	NO.	NO.	
ACCOUNTING	35	14	14	21	84	31	15	19	22	87	30	25	15	21	91	24	16	17	21	78	29	18	21	23	91
ALTERNATE ENERGIES TECHNOLOGY	2	.	.	.	2	1	.	.	.	1	.	.	.	.	.	.	.	.	.	.	.	.	.	.	.
ALTERNATE ENERGY-BUSINESS	1	.	.	.	1	.	.	.	.	.	.	.	.	.	.	.	.	.	.	.	.	.	.	.	.
ALTERNATE ENERGY-MANAGEMENT	3	.	.	.	3	.	.	.	.	.	1	.	.	.	1	.	.	.	.	.	.	.	.	.	.
ALTERNATE ENERGY-SPECIAL	.	.	.	.	.	.	.	.	.	.	.	.	.	.	.	.	.	.	.	.	2	.	.	.	2
ASSESSMENT ADMINISTRATION CERT	1	.	.	.	1	.	.	.	.	.	.	.	.	.	.	.	.	.	.	.	.	.	.	.	.
AUDIO VISUAL TECHNOLOGY	1	.	1	.	2	.	.	.	2	2	.	.	1	.	1	.	1	2	.	3	.	.	1	.	1
AUDIOVISUAL TECHNOLOGY-PHOTOGRAPHY	.	.	5	4	9	.	.	8	1	9	3	.	7	1	11	2	.	4	1	7	2	.	4	1	7
AUTOMOBILE SERVICING	8	.	.	1	9	7	.	.	.	7	7	.	1	.	8	10	.	.	.	10	5	.	.	.	5
AUTOMOTIVE BODY DESIGN OPTION/CAD	.	.	.	.	.	.	.	.	.	.	.	.	.	.	.	.	.	.	.	.	8	1	.	2	11
AUTOMOTIVE TECHNOLOGY-ENGINEERING	5	1	3	1	10	1	.	.	.	1	4	.	.	.	4	1	.	.	.	1	1	.	.	.	1

(CONTINUED)



OAKLAND COMMUNITY COLLEGE  
INFORMATION AND TELECOMMUNICATIONS SYSTEMS

16

TOTAL DEGREES/CERTIFICATES FOR 1987-88 THROUGH 1991-

92

PROGRAM: SIS225

140CT92 PROGRAM	YEAR																								
	1987-1988					1988-1989					1989-1990					1990-1991					1991-1992				
	CAMPUS					CAMPUS					CAMPUS					CAMPUS					CAMPUS				
	AH	HL	OR	SE	ALL	AH	HL	OR	SE	ALL	AH	HL	OR	SE	ALL	AH	HL	OR	SE	ALL	AH	HL	OR	SE	ALL
NO.	NO.	NO.	NO.	NO.	NO.	NO.	NO.	NO.	NO.	NO.	NO.	NO.	NO.	NO.	NO.	NO.	NO.	NO.	NO.	NO.	NO.	NO.	NO.	NO.	
AUTOMOTIVE TECHNOLOGY-RETAILING	1	.	1	.	2	3	.	.	.	3	1	.	.	.	1	1	.	.	.	1	1	.	.	.	1
AVIATION FLIGHT TECHNOLOGY	.	2	1	.	3	1	3	.	.	4	.	4	.	.	4	.	4	.	.	4	.	10	.	.	2
AVIATION MANAGEMENT OPTION	.	2	.	1	3	.	.	.	.	.	1	2	.	1	4	.	1	.	.	1	.	2	.	.	2
BUSINESS ADMINISTRATION	111	61	128	109	409	86	51	119	89	345	108	71	107	103	389	96	61	112	116	385	99	70	109	122	400
BUSINESS INFORMATION SYSTEMS	.	.	.	.	.	.	.	.	.	.	.	.	.	.	.	.	.	.	.	.	.	.	.	.	2
CAT-TELEVISION FIELD PRODUCTION	.	.	2	.	2	.	.	.	.	.	.	.	.	.	.	.	.	1	1	2	.	.	1	.	1
CERAMIC TECHNOLOGY	.	.	.	1	1	.	.	.	1	1	.	.	.	.	.	.	.	.	.	.	.	.	.	.	.
CLIMATE CONTROL SYSTEMS TECHNOLOGY	18	.	1	1	20	10	1	.	.	11	5	1	.	.	6	8	2	1	1	12	9	.	1	.	10
COMMUNICATION ARTS & TECHNOLOGY	1	.	13	2	16	1	.	13	.	14	2	.	13	2	17	.	.	9	1	10	.	1	10	3	14
COMPUTER AIDED DESIGN TECHNOLOGY	8	.	1	.	9	17	.	1	.	18	25	1	.	2	28	25	.	3	1	29	16	.	.	1	17
COMPUTER BASED PHOTO TECHNOLOGY	.	.	.	.	.	.	.	.	.	.	.	.	.	.	.	.	.	1	.	1	.	.	.	.	.

(CONTINUED)

OAKLAND COMMUNITY COLLEGE  
INFORMATION AND TELECOMMUNICATIONS SYSTEMS

17

TOTAL DEGREES/CERTIFICATES FOR 1987-88 THROUGH 1991-

92

PROGRAM: SIS225

140CT92	YEAR																								
	1987-1988					1988-1989					1989-1990					1990-1991					1991-1992				
	CAMPUS					CAMPUS					CAMPUS					CAMPUS					CAMPUS				
	AH	HL	OR	SE	ALL	AH	HL	OR	SE	ALL	AH	HL	OR	SE	ALL	AH	HL	OR	SE	ALL	AH	HL	OR	SE	ALL
NO.	NO.	NO.	NO.	NO.	NO.	NO.	NO.	NO.	NO.	NO.	NO.	NO.	NO.	NO.	NO.	NO.	NO.	NO.	NO.	NO.	NO.	NO.	NO.	NO.	
PROGRAM																									
COMPUTER INFORMATION SYSTEMS																1		1		2	3		5		8
COMPUTER INTEG MFG-DESIGN																					1				1
COMPUTER INTEG MFG-NUMERICAL CONT																					1				1
COMPUTER INTEG MFG-PLANT FACILTY											1			1											
COMPUTER PROGRAMMER CERTIFICATE																	1		1						
COMPUTER USER CERTIFICATE																							2		2
CONFERENCE AND COURT REPORTING		1			1				1	1			1		1						1				1
CORRECTIONS OFFICER	3				3	1				1	3			3	1				1	6	1		1	8	
COSMETOLOGY	3	2	4	5	14	2		5	1	8	1	2	1	3	7	3	1	4	3	11			2	2	
CRIMINAL JUSTICE/SECURITY PROGRAM	13	1	1		15	7			3	10	9			2	11	8	1		3	12	16	2	1	20	
CULINARY ARTS	1		15	2	18			14		14	2	1	24		27	1		19		20	1		13	14	

(CONTINUED)

OAKLAND COMMUNITY COLLEGE  
INFORMATION AND TELECOMMUNICATIONS SYSTEMS

18

TOTAL DEGREES/CERTIFICATES FOR 1987-88 THROUGH 1991-

92

PROGRAM: SIS225

14OCT92	YEAR																								
	1987-1988					1988-1989					1989-1990					1990-1991					1991-1992				
	CAMPUS					CAMPUS					CAMPUS					CAMPUS					CAMPUS				
	AH	HL	OR	SE	ALL	AH	HL	OR	SE	ALL	AH	HL	OR	SE	ALL	AH	HL	OR	SE	ALL	AH	HL	OR	SE	ALL
NO.	NO.	NO.	NO.	NO.	NO.	NO.	NO.	NO.	NO.	NO.	NO.	NO.	NO.	NO.	NO.	NO.	NO.	NO.	NO.	NO.	NO.	NO.	NO.	NO.	
PROGRAM																									
DATA PROCESS- BUSINESS PROGRAMMING	5	2	26	11	44	6	1	22	2	31	4	1	24	5	34	3	2	12	4	21	7	.	14	.	21
DATA PROCESSING - COMPUTER SCIENCE	1	1	9	1	12	2	.	3	.	5	.	.	2	.	2	1	1	2	1	5	1	.	1	2	4
DATA PROCESSING - SYSTEMS ANALYSIS	2	1	8	3	14	6	.	6	5	17	2	1	4	4	11	3	1	6	5	15	6	.	4	3	13
DENTAL ASSISTING	2	3	.	.	5	.	2	.	.	2	.	.	.	.	.	.	.	.	.	.	.	.	.	.	.
DENTAL HYGIENE	.	27	1	.	28	.	29	.	.	29	.	29	.	.	29	.	29	.	.	29	.	28	.	.	28
DIAGNOSTIC MEDICAL SONOGRAPHY	2	.	.	15	17	1	.	.	21	22	.	.	.	.	.	.	.	.	26	26	2	.	.	10	12
DIESEL TRUCK AND HEAVY EQUIPMENT	1	.	.	.	1	2	.	.	1	3	4	.	.	.	4	2	.	.	.	2	1	.	.	.	1
DRAFTING	3	.	.	1	4	3	.	.	.	3	2	.	.	.	2	2	.	1	.	3	1	.	1	.	2
EARLY CHILDHOOD DEVELOPMENT	3	10	2	4	19	5	13	2	5	25	.	21	2	1	24	3	19	.	1	23	8	28	6	2	44
ELECTRICAL TRADE/ELECTRO- MECHANICS	4	.	.	2	6	1	.	.	.	1	2	.	1	1	4	6	.	.	.	6	1	.	.	.	1
ELECTRICAL TRADE/INDUST ELECTRONIC	4	.	1	1	6	1	.	.	.	1	1	.	.	.	1	2	.	.	.	2	2	.	1	1	4
ELECTRONIC COMPUTER MICROPROCESSOR	10	.	1	.	11	4	.	.	.	4	6	.	1	.	7	3	.	.	.	3	5	.	.	.	5

(CONTINUED)

OAKLAND COMMUNITY COLLEGE  
INFORMATION AND TELECOMMUNICATIONS SYSTEMS

19

TOTAL DEGREES/CERTIFICATES FOR 1987-88 THROUGH 1991-

92

PROGRAM: SIS225

140CT92	YEAR																										
	1987-1988					1988-1989					1989-1990					1990-1991					1991-1992						
	CAMPUS					CAMPUS					CAMPUS					CAMPUS					CAMPUS						
	AH	HL	OR	SE	ALL	AH	HL	OR	SE	ALL	AH	HL	OR	SE	ALL	AH	HL	OR	SE	ALL	AH	HL	OR	SE	ALL		
NO.	NO.	NO.	NO.	NO.	NO.	NO.	NO.	NO.	NO.	NO.	NO.	NO.	NO.	NO.	NO.	NO.	NO.	NO.	NO.	NO.	NO.	NO.	NO.	NO.			
PROGRAM																											
ELECTRONICS TECHNOLOGY	10	.	.	.	10	8	1	1	1	11	10	1	1	1	13	11	.	.	.	1	12	14	.	.	.	1	15
EMERGENCY MEDICAL TECHNOLOGY	3	.	.	.	3	2	1	1	.	4	5	1	.	.	6	1	.	.	.	1	2	.	.	.	.	2	
EXECUTIVE SECRETARIAL	3	.	1	2	6	1	1	2	.	4	3	.	.	5	8	1	1	.	3	5	2	2	.	.	4		
EXERCISE SCIENCE & TECHNOLOGY	.	3	.	.	3	.	7	.	.	7	.	2	2	1	5	.	2	.	.	2	.	6	.	.	6		
FLUID POWER TECHNOLOGY	.	.	.	.	.	.	.	.	.	.	.	.	.	.	.	.	.	.	.	.	1	.	.	.	1		
FOOD SERVICE MGT-DIETARY MANAGEMENT	.	.	2	.	2	.	.	6	.	6	.	.	.	.	.	.	.	.	.	.	.	.	.	.	.		
FOODSERVICE MANAGEMENT	.	.	3	1	4	1	.	5	.	6	.	.	3	.	3	.	.	4	1	5	.	.	2	.	2		
GENERAL STUDIES	33	16	32	41	122	44	25	28	50	147	44	20	34	43	141	51	29	43	49	172	55	34	47	54	190		
GERONTOLOGY	.	2	.	3	5	1	1	1	6	9	1	1	.	1	3	.	.	1	8	9	.	.	.	7	7		
GRAPH & COMM ART-ADVERTISING DES	.	.	9	.	9	.	3	9	2	14	.	.	10	.	10	3	.	7	.	10	.	.	7	.	7		
GRAPHIC & COMM ART-ILLUSTRATION	.	.	9	.	9	.	1	4	.	5	.	.	7	.	7	.	.	6	.	6	.	.	3	.	3		
HEALTH CARE ADMINISTRATION	2	.	3	5	10	2	1	3	5	11	2	1	.	7	10	1	2	.	6	9	.	1	2	4	7		
HOSPITAL PHARMACY TECHNOLOGY	.	.	.	3	3	1	.	.	3	4	.	.	1	4	5	1	.	1	2	4	.	.	.	2	2		

(CONTINUED)

OAKLAND COMMUNITY COLLEGE  
INFORMATION AND TELECOMMUNICATIONS SYSTEMS

20

TOTAL DEGREES/CERTIFICATES FOR 1987-88 THROUGH 1991-

92

PROGRAM: SIS225

14OCT92	YEAR																								
	1987-1988					1988-1989					1989-1990					1990-1991					1991-1992				
	CAMPUS					CAMPUS					CAMPUS					CAMPUS					CAMPUS				
	AH	HL	OR	SE	ALL	AH	HL	OR	SE	ALL	AH	HL	OR	SE	ALL	AH	HL	OR	SE	ALL	AH	HL	OR	SE	ALL
NO.	NO.	NO.	NO.	NO.	NO.	NO.	NO.	NO.	NO.	NO.	NO.	NO.	NO.	NO.	NO.	NO.	NO.	NO.	NO.	NO.	NO.	NO.	NO.	NO.	
PROGRAM																									
HOTEL/MOTEL MANAGEMENT	.	.	4	.	4	2	.	6	.	8	.	.	8	.	8	.	.	6	.	6	.	1	6	.	7
INDUSTRIAL SECURITY	2	.	.	.	2	2	.	.	.	2	1	.	.	.	1	1	.	.	.	1	1	.	.	.	1
INDUSTRIAL SUPERVISION/MGT	2	.	.	.	2	2	.	.	.	2	.	.	.	.	.	1	.	.	.	1	.	.	.	.	.
INDUSTRIAL TECH SKILLED TRADES	.	.	.	.	.	.	.	.	.	.	.	.	.	.	.	.	.	.	.	12	.	.	.	1	13
INDUSTRIAL TECHNOLOGY	15	.	.	.	15	20	.	1	.	21	11	.	.	.	11	20	1	.	.	21	29	.	.	.	29
LANDSCAPE TECHNOLOGY	7	.	2	.	9	10	.	.	1	11	9	.	.	.	9	3	1	.	.	4	5	.	1	.	6
LAW ENFORCEMENT	20	1	3	4	28	18	1	1	3	23	18	1	2	.	21	16	.	.	.	16	23	2	2	6	33
LEGAL ASSISTANT	2	.	2	2	6	2	3	6	2	13	.	6	9	2	17	4	1	18	8	31	6	3	24	9	42
LEGAL SECRETARIAL	6	1	1	1	9	1	.	3	1	5	1	.	.	1	2	1	1	.	3	5	1	.	.	.	1
LIBERAL ARTS	161	63	196	126	546	155	89	232	140	616	154	80	238	139	611	150	101	226	134	611	208	106	192	156	662
LIBERAL ARTS-FINE ARTS (VISUAL)	2	1	1	2	6	1	.	4	2	7	1	.	1	2	4	2	.	3	2	7	1	1	2	.	4
LIBRARY TECHNICAL ASSISTANT	2	.	1	1	4	.	.	1	.	1	2	.	2	.	4	4	.	2	.	6	3	1	1	1	6
MACHINE TOOL TECHNOLOGY	.	.	.	.	.	2	.	.	.	2	.	.	.	1	1	.	.	.	.	.	.	.	.	.	.
MACHINE TOOL- NUMERICAL CONTROL	.	.	.	.	.	.	.	.	.	.	.	.	.	.	.	.	.	.	.	.	2	.	.	.	2

(CONTINUED)

OAKLAND COMMUNITY COLLEGE  
INFORMATION AND TELECOMMUNICATIONS SYSTEMS

TOTAL DEGREES/CERTIFICATES FOR 1987-88 THROUGH 1991-

92

PROGRAM: SIS225

14OCT92	YEAR																								
	1987-1988					1988-1989					1989-1990					1990-1991					1991-1992				
	CAMPUS					CAMPUS					CAMPUS					CAMPUS					CAMPUS				
	AH	HL	OR	SE	ALL	AH	HL	OR	SE	ALL	AH	HL	OR	SE	ALL	AH	HL	OR	SE	ALL	AH	HL	OR	SE	ALL
NO.	NO.	NO.	NO.	NO.	NO.	NO.	NO.	NO.	NO.	NO.	NO.	NO.	NO.	NO.	NO.	NO.	NO.	NO.	NO.	NO.	NO.	NO.	NO.	NO.	
PROGRAM																									
MANUFACTURING TECHNOLOGY	9	.	.	.	9	6	.	.	.	6	15	.	.	.	15	11	.	.	.	11	13	.	.	.	13
MECHANICAL DESIGN TECHNOLOGY	3	.	1	.	4	1	.	.	.	1	2	.	.	.	2	3	.	.	.	3	1	.	1	.	2
MECHANICAL PRODUCTION TECHNOLOGY	.	.	.	.	.	3	.	.	.	3	.	.	.	.	.	.	.	.	.	.	.	.	.	.	.
MEDICAL ASSISTING	.	6	1	.	7	.	6	.	.	6	.	1	.	.	1	.	11	.	.	11	1	6	.	.	7
MEDICAL LABORATORY TECHNOLOGY	1	18	.	1	20	.	9	.	1	10	.	8	.	1	9	1	3	.	.	4	.	6	.	.	6
MEDICAL RECORDS TRANSCRIPTIONIST	.	.	1	1	2	.	.	1	.	1	.	.	.	1	1	2	.	.	.	2	2	1	1	4	8
MEDICAL SECRETARIAL	1	1	1	3	6	2	.	.	1	3	3	.	.	1	4	.	.	.	.	.	.	.	.	.	.
MENTAL HEALTH/SOCIAL WORK	52	10	15	7	84	44	5	12	9	70	52	7	7	15	81	50	17	10	11	88	68	14	8	13	103
MGT DEV - BUSINESS MANAGEMENT	4	2	20	3	29	2	1	8	4	15	4	2	8	2	16	4	3	8	2	17	4	1	13	4	22
MGT DEV - RETAIL FASHION & BUYING	.	.	4	1	5	.	.	.	1	1	.	2	3	.	5	.	.	2	1	3	.	.	2	1	3
MGT DEV - RETAIL MANAGEMENT	.	1	2	.	3	.	.	2	1	3	.	.	2	.	2	1	1	2	.	4	.	.	2	.	2
MGT DEV-OFFICE ADMINISTRATION	5	2	3	1	11	1	2	4	2	9	1	1	5	1	8	.	.	3	3	6	3	.	.	1	4

(CONTINUED)

OAKLAND COMMUNITY COLLEGE  
INFORMATION AND TELECOMMUNICATIONS SYSTEMS

22

TOTAL DEGREES/CERTIFICATES FOR 1987-88 THROUGH 1991-

92

PROGRAM: SIS225

140CT92	YEAR																								
	1987-1988					1988-1989					1989-1990					1990-1991					1991-1992				
	CAMPUS					CAMPUS					CAMPUS					CAMPUS					CAMPUS				
	AH	HL	OR	SE	ALL	AH	HL	OR	SE	ALL	AH	HL	OR	SE	ALL	AH	HL	OR	SE	ALL	AH	HL	OR	SE	ALL
NO.	NO.	NO.	NO.	NO.	NO.	NO.	NO.	NO.	NO.	NO.	NO.	NO.	NO.	NO.	NO.	NO.	NO.	NO.	NO.	NO.	NO.	NO.	NO.	NO.	
PROGRAM																									
MICROPROCESSOR UTILIZATION/REPAIR																1					1	2			2
NUCLEAR MEDICINE TECHNOLOGY				3	3				1	1		1		1	2	1					1				
NURSING	1	95	3		99	2	108	3		113		83		2	85		112			112		107		107	
OFFICE INFORMATION SYSTEMS	1	2	1	1	5	3	6	1	4	14	6	4	4	4	18	10	7	4	9	30	18	4		4	26
POLICE EVIDENCE TECHNOLOGY	1			1	2	6			1	7	1	1			2	1				1	5	1			6
PRACTICAL NURSE EDUCATION	2	6	1	41	50	4	13		54	71	1	2		2	5	8	10		50	68	7	10	3	48	68
PRE-ENGINEERING	3	2	1	3	9	7		8	1	16	4	3	3	1	11	6		1	1	8	7	2	4	3	16
PRE-INTERNATIONAL COMMERCE			1		1														1	1	1		1		2
PUBLICATION PRODUCTION TECHNOLOGY		2			2		2	1		3		1			1		1			1		1		1	2
QUALITY ASSURANCE TECHNOLOGY																					2				2
RADIOLOGIC TECHNOLOGY																1			4	5				5	5
RESPIRATORY THERAPY	1	4		15	20	1	3		4	8				1	1				9	9				11	11
RETAIL SECURITY						1			1	2															

(CONTINUED)

OAKLAND COMMUNITY COLLEGE  
INFORMATION AND TELECOMMUNICATIONS SYSTEMS

TOTAL DEGREES/CERTIFICATES FOR 1987-88 THROUGH 1991-

92

PROGRAM: SIS225

140CT92	YEAR																								
	1987-1988					1988-1989					1989-1990					1990-1991					1991-1992				
	CAMPUS					CAMPUS					CAMPUS					CAMPUS					CAMPUS				
	AH	HL	OR	SE	ALL	AH	HL	OR	SE	ALL	AH	HL	OR	SE	ALL	AH	HL	OR	SE	ALL	AH	HL	OR	SE	ALL
NO.	NO.	NO.	NO.	NO.	NO.	NO.	NO.	NO.	NO.	NO.	NO.	NO.	NO.	NO.	NO.	NO.	NO.	NO.	NO.	NO.	NO.	NO.	NO.	NO.	
PROGRAM																									
ROBOTICS TECHNOLOGY-ELECTRO	30	.	.	2	32	13	.	.	.	13	8	.	.	.	8	12	.	1	2	15	5	.	1	.	6
ROBOTICS TECHNOLOGY-HYDRO	4	.	1	.	5	4	.	1	.	5	2	.	.	.	2	1	.	.	.	1	4	.	.	.	4
ROBOTICS/AUTOMATED SYSTEMS TECH	.	.	.	.	.	.	.	.	.	.	.	.	.	.	.	.	.	.	.	.	1	.	.	.	1
SCIENCE	17	8	16	10	51	11	5	19	7	42	13	3	13	12	41	18	6	7	8	39	16	11	17	11	55
SECURITY AND RISK MANAGEMENT	.	.	.	.	.	.	.	.	.	.	.	.	.	.	.	1	.	.	.	1	1	1	1	1	3
SMALL COMPUTER SYSTEM TECHNOLOGY	2	.	7	.	9	1	.	5	1	7	3	.	5	.	8	2	.	4	.	6	.	1	2	1	4
VEHICLE BODY TECHNOLOGY	7	.	.	1	8	4	.	.	.	4	5	.	.	.	5	6	.	1	.	7	6	.	.	.	6
WELDING AND FABRICATING TECHNOLOGY	3	.	.	.	3	.	.	.	.	.	.	.	.	.	.	.	.	.	.	.	.	.	.	.	.
WORD PROCESSING AND TEXT EDITING	17	5	4	6	32	7	3	1	8	19	8	1	.	3	12	2	.	.	1	3	1	.	.	1	2
TOTAL	686	379	590	477	2132	597	412	592	471	2072	614	392	572	400	1978	619	449	556	504	2128	768	484	542	525	2319



OAKLAND COMMUNITY COLLEGE  
DEGREES AWARDED BY PROGRAM  
(1987-88 through 1991-92)

Program	1987-88	% of Total	1988-89	% of Total	1989-90	% of Total	1990-91	% of Total	1991-92	% of Total	Percent Change	
											1990-91 to 1991-92	1987-88 to 1991-92
<b>ALLIED HEALTH</b>												
Dental Hygiene	28	9.2	29	10.1	29	12.4	29	9.7	28	9.3	-3.4%	0.0%
Diagno. Med Sonography	17	5.6	22	7.6	0	0.0	26	8.7	12	4.0	-53.8%	-29.4%
Emergency Med Tech	3	1.0	4	1.4	6	2.6	1	0.3	2	0.7	100.0%	-33.3%
Exercise Science	3	1.0	4	1.4	5	2.1	1	0.3	6	2.0	500.0%	100.0%
Gerontology <i>— PS</i>	4	1.3	9	3.1	3	1.3	5	1.7	2	0.7	-60.0%	-50.0%
Health Care Admin.	8	2.6	8	2.8	6	2.6	5	1.7	6	2.0	20.0%	-25.0%
Hospital Pharmacy Tech	0	0.0	1	0.3	2	0.9	1	0.3	0	0.0	-100.0%	---
Medical Assisting	7	2.3	6	2.1	1	0.4	11	3.7	7	2.3	-36.4%	0.0%
Medical Lab Technology	20	6.6	10	3.5	9	3.9	4	1.3	6	2.0	50.0%	-70.0%
Medical Records Transcription	1	0.3	1	0.3	1	0.4	1	0.3	7	2.3	600.0%	600.0%
Medical Secretarial	6	2.0	2	0.7	2	0.9	0	0.0	0	0.0	---	-100.0%
Mental Health/Social Work	84	27.7	70	24.3	81	34.8	88	29.4	103	34.1	17.0%	22.6%
Nuclear Medicine Technology	3	1.0	1	0.3	2	0.9	1	0.3	0	0.0	-100.0%	-100.0%
Nursing	99	32.7	113	39.2	85	36.5	112	37.5	107	35.4	-4.5%	8.1%
Radiologic Tech	0	0.0	0	0.0	0	0.0	5	1.7	5	1.7	0.0%	---
Respiratory Therapy	20	6.6	8	2.8	1	0.4	9	3.0	11	3.6	22.2%	-45.0%
<b>TOTAL Allied Health</b>	<b>303</b>	<b>100.0</b>	<b>288</b>	<b>100.0</b>	<b>233</b>	<b>100.0</b>	<b>299</b>	<b>100.0</b>	<b>302</b>	<b>100.0</b>	<b>1.0%</b>	<b>-0.3%</b>
<b>BUSINESS</b>												
Accounting	78	11.7	82	14.5	80	13.2	68	11.4	80	12.6	17.6%	2.6%
Alternate Energy Business <i>- Tech</i>	1	0.2	0	0.0	0	0.0	0	0.0	0	0.0	---	-100.0%
Assessment Administration	0	0.0	0	0.0	0	0.0	0	0.0	0	0.0	---	---
Business Administration	409	61.4	345	61.0	389	64.4	385	64.8	400	63.2	3.9%	-2.2%
Business Information Systems	0	0.0	0	0.0	0	0.0	0	0.0	2	0.3	---	---
Computer Info Systems	0	0.0	0	0.0	0	0.0	2	0.3	8	1.3	300.0%	---
Data Process Bus. Programming	44	6.6	31	5.5	34	5.6	21	3.5	21	3.3	0.0%	-52.3%
Data Process Computer Science	12	1.8	5	0.9	2	0.3	5	0.8	4	0.6	-20.0%	-66.7%
Data Process Sys. Analysis	14	2.1	17	3.0	11	1.8	15	2.5	13	2.1	-13.3%	-7.1%
Executive Secretarial	6	0.9	4	0.7	7	1.2	5	0.8	4	0.6	-20.0%	-33.3%
Hotel, Motel Mgmt <i>— PS</i>	4	0.6	8	1.4	8	1.3	6	1.0	7	1.1	16.7%	75.0%
Industrial Security <i>— PS</i>	2	0.3	2	0.4	1	0.2	1	0.2	1	0.2	0.0%	-50.0%
Industrial Supervision, Mgmt <i>- AUT</i>	2	0.3	2	0.4	0	0.0	1	0.2	0	0.0	-100.0%	-100.0%
Pre-International Commerce	1	0.2	0	0.0	0	0.0	1	0.2	2	0.3	100.0%	100.0%
Legal Assisting	2	0.3	10	1.8	14	2.3	24	4.0	35	5.5	45.8%	1650.0%
Legal Secretarial	8	1.2	5	0.9	2	0.3	4	0.7	1	0.2	-75.0%	-87.5%

OAKLAND COMMUNITY COLLEGE  
 CERTIFICATES AWARDED BY PROGRAM  
 (1987-88 through 1991-92)

Program	1987-88	% of Total	1988-89	% of Total	1989-90	% of Total	1990-91	% of Total	1991-92	% of Total	Percent Change	
											1990-91 to 1991-92	1987-88 to 1991-92
<b>ALLIED HEALTH</b>												
Dental Assisting	5	8.1	2	2.5	0	0.0	0	0.0	0	0.0	---	-100.0%
Gerontology <i>P.S.</i>	1	1.6	0	0.0	0	0.0	4	5.0	5	6.5	25.0%	400.0%
Health Care Admin.	2	3.2	3	3.8	4	28.6	4	5.0	1	1.3	-75.0%	-50.0%
Hospital Pharmacy Tech	3	4.8	3	3.8	3	21.4	3	3.8	2	2.6	-33.3%	-33.3%
Medical Records Transcription	1	1.6	0	0.0	0	0.0	1	1.3	1	1.3	0.0%	0.0%
Medical Secretarial	0	0.0	1	1.3	2	14.3	0	0.0	0	0.0	---	---
Practical Nursing Education	50	80.6	71	88.8	5	35.7	68	85.0	68	88.3	0.0%	36.0%
<b>TOTAL Allied Health</b>	<b>62</b>	<b>100.0</b>	<b>80</b>	<b>100.0</b>	<b>14</b>	<b>100.0</b>	<b>80</b>	<b>100.0</b>	<b>77</b>	<b>100.0</b>	<b>-3.8%</b>	<b>24.2%</b>
<b>BUSINESS</b>												
Accounting	6	42.9	5	35.7	11	55.0	10	40.0	11	50.0	10.0%	83.3%
Assessment Administration	1	7.1	0	0.0	0	0.0	0	0.0	0	0.0	---	-100.0%
Executive Secretarial	0	0.0	0	0.0	1	5.0	0	0.0	0	0.0	---	---
Legal Assisting	4	28.6	3	21.4	3	15.0	7	28.0	7	31.8	0.0%	75.0%
Legal Secretarial	1	7.1	0	0.0	0	0.0	1	4.0	0	0.0	-100.0%	-100.0%
Office Assistant	0	0.0	0	0.0	0	0.0	0	0.0	0	0.0	---	---
Office Info Systems	0	0.0	3	21.4	4	20.0	6	24.0	4	18.2	-33.3%	---
Word Processing/Text Editing	2	14.3	3	21.4	1	5.0	1	4.0	0	0.0	-100.0%	-100.0%
<b>TOTAL Business</b>	<b>14</b>	<b>100.0</b>	<b>14</b>	<b>100.0</b>	<b>20</b>	<b>100.0</b>	<b>25</b>	<b>100.0</b>	<b>22</b>	<b>100.0</b>	<b>-12.0%</b>	<b>57.1%</b>
<b>COMMERCIAL AND FINE ART</b>												
Audio-Visual Tech	0	0.0	0	0.0	0	0.0	1	100.0	0	0.0	-100.0%	---
Audiovisual Tech Photography	2	66.7	0	0.0	2	100.0	0	0.0	1	50.0	---	-50.0%
Graphics/Comm Art Ad Design	0	0.0	5	71.4	0	0.0	0	0.0	1	50.0	---	---
Graphics & Comm Art Illus.	1	33.3	2	28.6	0	0.0	0	0.0	0	0.0	---	-100.0%
<b>TOTAL Comm/Fine Art</b>	<b>3</b>	<b>100.0</b>	<b>7</b>	<b>100.0</b>	<b>2</b>	<b>100.0</b>	<b>1</b>	<b>100.0</b>	<b>2</b>	<b>100.0</b>	<b>100.0%</b>	<b>-33.3%</b>
<b>AUTOMOTIVE TECHNOLOGIES</b>												
Automotive Tech Engineering	3	12.0	0	0.0	2	10.0	0	0.0	0	0.0	---	-100.0%
Automotive Tech Retailing	1	4.0	2	11.8	0	0.0	0	0.0	1	5.9	---	0.0%
Automobile Servicing	5	20.0	3	17.6	4	20.0	1	6.3	1	5.9	0.0%	-80.0%

OAKLAND COMMUNITY COLLEGE  
CERTIFICATES AWARDED BY PROGRAM  
(1987-88 through 1991-92)

Program	1987-88	% of Total	1988-89	% of Total	1989-90	% of Total	1990-91	% of Total	1991-92	% of Total	Percent Change	
											1990-91 to 1991-92	1987-88 to 1991-92
Computer Aided Design	1	4.0	2	11.8	3	15.0	2	12.5	2	11.8	0.0%	100.0%
Computer Aided Design-Auto Body D	0	0.0	0	0.0	0	0.0	0	0.0	3	17.6	---	---
Diesel/Heavy Equipment	0	0.0	0	0.0	3	15.0	2	12.5	0	0.0	-100.0%	---
Drafting	4	16.0	3	17.6	2	10.0	3	18.8	2	11.8	-33.3%	-50.0%
Electric. Trades Electromech.	1	4.0	0	0.0	0	0.0	1	6.3	0	0.0	-100.0%	-100.0%
Electric. Trades Industrial Electronics	0	0.0	0	0.0	0	0.0	0	0.0	1	5.9	---	---
Fluid Power Technology	0	0.0	0	0.0	0	0.0	0	0.0	1	5.9	---	---
Machine Tool Tech	0	0.0	1	5.9	0	0.0	0	0.0	0	0.0	---	---
Machine Tool Tech-Numerical Ctrl.	0	0.0	0	0.0	0	0.0	0	0.0	1	5.9	---	---
Mechanical Design Technology	2	8.0	0	0.0	1	5.0	0	0.0	1	5.9	---	-50.0%
Robotics Tech-Electro	3	12.0	2	11.8	2	10.0	3	18.8	0	0.0	-100.0%	-100.0%
Robotics Tech-Hydro	0	0.0	1	5.9	0	0.0	0	0.0	1	5.9	---	---
Vehicle Body	4	16.0	3	17.6	3	15.0	4	25.0	3	17.6	-25.0%	-25.0%
Welding/Fabrication Tech	1	4.0	0	0.0	0	0.0	0	0.0	0	0.0	---	-100.0%
<b>TOTAL Auto Technologies</b>	<b>25</b>	<b>100.0</b>	<b>17</b>	<b>100.0</b>	<b>20</b>	<b>100.0</b>	<b>16</b>	<b>100.0</b>	<b>17</b>	<b>100.0</b>	<b>6.3%</b>	<b>-32.0%</b>
<b>NON-AUTOMOTIVE TECHNOLOGIES</b>												
Computer Programmer Cert <i>- BUS</i>	0	0.0	0	0.0	0	0.0	1	9.1	0	0.0	-100.0%	---
Computer User Certificate <i>- BUS</i>	0	0.0	0	0.0	0	0.0	0	0.0	2	28.6	---	---
Electronic Microprocessing	3	20.0	1	11.1	1	11.1	0	0.0	0	0.0	---	-100.0%
Electronics Tech	2	13.3	1	11.1	0	0.0	1	9.1	0	0.0	-100.0%	-100.0%
Exercise Science & Tech <i>- AH</i>	0	0.0	3	33.3	0	0.0	1	9.1	0	0.0	-100.0%	---
Landscape Tech <i>- CFA</i>	4	26.7	1	11.1	6	66.7	1	9.1	2	28.6	100.0%	-50.0%
Publication Technology	1	6.7	0	0.0	0	0.0	0	0.0	0	0.0	---	-100.0%
Climate Control Tech	5	33.3	3	33.3	2	22.2	7	63.6	3	42.9	-57.1%	-40.0%
<b>TOTAL Non-Auto Technologies</b>	<b>15</b>	<b>100.0</b>	<b>9</b>	<b>100.0</b>	<b>9</b>	<b>100.0</b>	<b>11</b>	<b>100.0</b>	<b>7</b>	<b>100.0</b>	<b>-36.4%</b>	<b>-53.3%</b>
<b>PUBLIC SERVICES</b>												
Library Technical Assistant	0	-	0	0.0	0	-	1	-	0	0.0	-100.0%	---
Police Evidence Technology	0	-	1	33.3	0	-	0	-	0	0.0	---	---
Law Enforcement	0	-	2	66.7	0	-	0	-	2	100.0	---	---
<b>TOTAL Public Svcs</b>	<b>0</b>	<b>-</b>	<b>3</b>	<b>100.0</b>	<b>0</b>	<b>-</b>	<b>1</b>	<b>-</b>	<b>2</b>	<b>100.0</b>	<b>100.0%</b>	<b>---</b>

OAKLAND COMMUNITY COLLEGE  
DEGREES AWARDED BY PROGRAM  
(1987-88 through 1991-92)

Program	1987-88	% of Total	1988-89	% of Total	1989-90	% of Total	1990-91	% of Total	1991-92	% of Total	Percent Change	
											1990-91 to 1991-92	1987-88 to 1991-92
Mgmt Dev-Business Mgmt	29	4.4	15	2.7	16	2.6	17	2.9	22	3.5	29.4%	-24.1%
Mgmt Dev-Retail Fashn/Buying	5	0.8	1	0.2	5	0.8	3	0.5	3	0.5	0.0%	-40.0%
Mgmt Dev-Retail Management	3	0.5	3	0.5	2	0.3	4	0.7	2	0.3	-50.0%	-33.3%
Mgmt Dev- Office Admin.	11	1.7	9	1.6	8	1.3	6	1.0	4	0.6	-33.3%	-63.6%
Office Info Systems	5	0.8	11	1.9	14	2.3	24	4.0	22	3.5	-8.3%	340.0%
Word Processing/Text Editing	30	4.5	16	2.8	11	1.8	2	0.3	2	0.3	0.0%	-93.3%
<b>TOTAL Business</b>	<b>666</b>	<b>100.0</b>	<b>566</b>	<b>100.0</b>	<b>604</b>	<b>100.0</b>	<b>594</b>	<b>100.0</b>	<b>633</b>	<b>100.0</b>	<b>6.6%</b>	<b>-5.0%</b>
<b>COMMERCIAL AND FINE ART</b>												
CAT-Television Field Prod	2	3.8	0	0.0	0	0.0	2	3.7	1	2.9	-50.0%	-50.0%
Audio-Visual Tech	2	3.8	2	4.4	1	1.7	2	3.7	1	2.9	-50.0%	-50.0%
Audiovisual Tech Photography	7	13.2	9	20.0	9	15.5	7	13.0	6	17.1	-14.3%	-14.3%
Ceramic Technology	1	1.9	1	2.2	0	0.0	0	0.0	0	0.0	---	-100.0%
Culinary Arts	18	34.0	14	31.1	27	46.6	20	37.0	14	40.0	-30.0%	-22.2%
Graphics/Comm Art-Ad Design	9	17.0	9	20.0	10	17.2	10	18.5	6	17.1	-40.0%	-33.3%
Graphics & Comm Art Illus.	8	15.1	3	6.7	7	12.1	6	11.1	3	8.6	-50.0%	-62.5%
Liberal Art-Fine Arts(visual)	6	11.3	7	15.6	4	6.9	7	13.0	4	11.4	-42.9%	-33.3%
<b>TOTAL Comm/Fine Art</b>	<b>53</b>	<b>100.0</b>	<b>45</b>	<b>100.0</b>	<b>58</b>	<b>100.0</b>	<b>54</b>	<b>100.0</b>	<b>35</b>	<b>100.0</b>	<b>-35.2%</b>	<b>-34.0%</b>
<b>HUMANITIES AND SCIENCE</b>												
Communication Arts & Tech	16	2.6	14	2.0	17	2.5	10	1.5	14	1.9	40.0%	-12.5%
Liberal Arts — OTH	546	87.8	616	89.5	611	89.9	611	91.5	662	88.6	8.3%	21.2%
Pre-Engineering — MTH	9	1.4	16	2.3	11	1.6	8	1.2	16	2.1	100.0%	77.8%
Science — MTH	51	8.2	42	6.1	41	6.0	39	5.8	55	7.4	41.0%	7.8%
<b>TOTAL Humanities &amp; Science</b>	<b>622</b>	<b>100.0</b>	<b>688</b>	<b>100.0</b>	<b>680</b>	<b>100.0</b>	<b>668</b>	<b>100.0</b>	<b>747</b>	<b>100.0</b>	<b>11.8%</b>	<b>20.1%</b>
<b>AUTOMOTIVE TECHNOLOGIES</b>												
Automotive Tech Engineering	7	7.1	1	1.3	2	2.6	1	1.0	1	0.9	0.0%	-85.7%
Automotive Tech Retailing	1	1.0	1	1.3	1	1.3	1	1.0	0	0.0	-100.0%	-100.0%
Automobile Servicing	4	4.1	4	5.3	4	5.2	9	9.4	4	3.7	-55.6%	0.0%
Computer Aided Design	8	8.2	16	21.3	25	32.5	27	28.1	15	14.0	-44.4%	87.5%
Computer Aided Design - Auto Body I	0	0.0	0	0.0	0	0.0	0	0.0	8	7.5	---	---
Computer Integrated Mfg.-Design	0	0.0	0	0.0	0	0.0	0	0.0	1	0.9	---	---
Computer Integrated Mfg.-Numerical	0	0.0	0	0.0	0	0.0	0	0.0	1	0.9	---	---

OAKLAND COMMUNITY COLLEGE  
DEGREES AWARDED BY PROGRAM  
(1987-88 through 1991-92)

Program	1987-88	% of Total	1988-89	% of Total	1989-90	% of Total	1990-91	% of Total	1991-92	% of Total	Percent Change	
											1990-91 to 1991-92	1987-88 to 1991-92
Computer Integrated Mfg.-Plant Fac.	0	0.0	0	0.0	1	1.3	0	0.0	0	0.0	---	---
Diesel/Heavy Equipment	1	1.0	3	4.0	1	1.3	0	0.0	1	0.9	---	0.0%
Electric. Trades Electromech.	5	5.1	1	1.3	4	5.2	5	5.2	1	0.9	-80.0%	-80.0%
Electric. Trades IndustElectr	6	6.1	1	1.3	1	1.3	2	2.1	3	2.8	50.0%	-50.0%
Industrial Technology	15	15.3	21	28.0	11	14.3	21	21.9	29	27.1	38.1%	93.3%
Industrial Tech-Skilled Trades	0	0.0	0	0.0	0	0.0	0	0.0	13	12.1	---	---
Machine Tool Tech	0	0.0	1	1.3	1	1.3	0	0.0	0	0.0	---	---
Machine Tool-Numerical Control	0	0.0	0	0.0	0	0.0	0	0.0	1	0.9	---	---
Manufacturing Technology	9	9.2	6	8.0	15	19.5	11	11.5	13	12.1	18.2%	44.4%
Mechanical Design Technology	2	2.0	1	1.3	1	1.3	3	3.1	1	0.9	-66.7%	-50.0%
Mechanical Production Tech	0	0.0	3	4.0	0	0.0	0	0.0	0	0.0	---	---
Quality Assurance Technology	0	0.0	0	0.0	0	0.0	0	0.0	2	1.9	---	---
Robotics Tech-Automated Systems	0	0.0	0	0.0	0	0.0	0	0.0	1	0.9	---	---
Robotics Tech-Electro	29	29.6	11	14.7	6	7.8	12	12.5	6	5.6	-50.0%	-79.3%
Robotics Tech-Hydro	5	5.1	4	5.3	2	2.6	1	1.0	3	2.8	200.0%	-40.0%
Vehicle Body	4	4.1	1	1.3	2	2.6	3	3.1	3	2.8	0.0%	-25.0%
Welding/Fabrication Tech	2	2.0	0	0.0	0	0.0	0	0.0	0	0.0	---	-100.0%
<b>TOTAL Auto Technologies</b>	<b>98</b>	<b>100.0</b>	<b>75</b>	<b>100.0</b>	<b>77</b>	<b>100.0</b>	<b>96</b>	<b>100.0</b>	<b>107</b>	<b>100.0</b>	<b>11.5%</b>	<b>9.2%</b>
<b>NON-AUTOMOTIVE TECHNOLOGIES</b>												
Alternate Energy Tech	2	3.5	1	2.2	0	0.0	0	0.0	0	0.0	---	-100.0%
Alternate Energy - Management	3	5.3	0	0.0	1	2.3	0	0.0	0	0.0	---	-100.0%
Alternate Energy - Special	0	0.0	0	0.0	0	0.0	0	0.0	2	3.6	---	---
Aviation Flight Tech	3	5.3	4	8.7	4	9.1	4	11.1	12	21.8	200.0%	300.0%
Aviation Management Option	3	5.3	0	0.0	4	9.1	1	2.8	2	3.6	100.0%	-33.3%
Climate Control Tech	15	26.3	8	17.4	4	9.1	5	13.9	7	12.7	40.0%	-53.3%
Computer Based Photo Tech	0	0.0	0	0.0	0	0.0	1	2.8	0	0.0	-100.0%	---
Electronic Microprocessing	8	14.0	3	6.5	6	13.6	3	8.3	5	9.1	66.7%	-37.5%
Electronics Tech	8	14.0	10	21.7	13	29.5	11	30.6	15	27.3	36.4%	87.5%
Landscape Tech	5	8.8	10	21.7	3	6.8	3	8.3	4	7.3	33.3%	-20.0%
Microprocess Utiliz/Repair	0	0.0	0	0.0	0	0.0	1	2.8	2	3.6	100.0%	---
Publication Technology	1	1.8	3	6.5	1	2.3	1	2.8	2	3.6	100.0%	100.0%
Small Computer System Tech	9	15.8	7	15.2	8	18.2	6	16.7	4	7.3	-33.3%	-55.6%
<b>TOTAL Non-Auto Technologies</b>	<b>57.0</b>	<b>100.0</b>	<b>46.0</b>	<b>100.0</b>	<b>44.0</b>	<b>100.0</b>	<b>36</b>	<b>100.0</b>	<b>55</b>	<b>100.0</b>	<b>52.8%</b>	<b>-3.5%</b>

OAKLAND COMMUNITY COLLEGE  
DEGREES AWARDED BY PROGRAM  
(1987-88 through 1991-92)

Program	1987-88	% of Total	1988-89	% of Total	1989-90	% of Total	1990-91	% of Total	1991-92	% of Total	Percent Change	
											1990-91 to 1991-92	1987-88 to 1991-92
<b>PUBLIC SERVICES</b>												
Early Childhood Dev.	19	32.2	25	38.5	24	44.4	23	46.0	44	49.4	91.3%	131.6%
Food Service Management	4	6.8	6	9.2	3	5.6	5	10.0	2	2.2	-60.0%	-50.0%
Food Service/Dietary Mgmt	2	3.4	6	9.2	0	0.0	0	0.0	0	0.0	---	-100.0%
Library Technical Assistant	4	6.8	1	1.5	4	7.4	5	10.0	6	6.7	20.0%	50.0%
Police Evidence Technology	2	3.4	6	9.2	2	3.7	1	2.0	6	6.7	500.0%	200.0%
Law Enforcement	28	47.5	21	32.3	21	38.9	16	32.0	31	34.8	93.8%	10.7%
<b>TOTAL Public Svcs</b>	<b>59</b>	<b>100.0</b>	<b>65</b>	<b>100.0</b>	<b>54</b>	<b>100.0</b>	<b>50</b>	<b>100.0</b>	<b>89</b>	<b>100.0</b>	<b>78.0%</b>	<b>50.8%</b>
<b>OTHER</b>												
Conference & Court Reporting	1	0.6	1	0.6	1	0.6	0	0.0	1	0.4	---	0.0%
Corrections Officer	2	1.3	1	0.6	3	1.8	1	0.5	7	3.1	600.0%	250.0%
Cosmetology	14	9.1	8	4.8	7	4.3	11	5.6	2	0.9	-81.8%	-85.7%
Criminal Justice/Security	15	9.7	10	6.0	11	6.7	11	5.6	20	9.0	81.8%	33.3%
General Studies	122	79.2	147	87.5	141	86.5	172	87.8	190	85.2	10.5%	55.7%
Retail Security	0	0.0	1	0.6	0	0.0	0	0.0	0	0.0	---	---
Security and Risk Management	0	0.0	0	0.0	0	0.0	1	0.5	3	1.3	200.0%	---
<b>TOTAL Other</b>	<b>154</b>	<b>100.0</b>	<b>168</b>	<b>100.0</b>	<b>163</b>	<b>100.0</b>	<b>196</b>	<b>100.0</b>	<b>223</b>	<b>100.0</b>	<b>13.8%</b>	<b>44.8%</b>
<b>TOTAL DEGREES</b>	<b>2,012</b>		<b>1,941</b>		<b>1,913</b>		<b>1,993</b>		<b>2,191</b>		<b>9.9%</b>	<b>8.9%</b>

*RKS*

OAKLAND COMMUNITY COLLEGE  
 CERTIFICATES AWARDED BY PROGRAM  
 (1987-88 through 1991-92)

Program	1987-88	% of Total	1988-89	% of Total	1989-90	% of Total	1990-91	% of Total	1991-92	% of Total	Percent Change	
											1990-91 to 1991-92	1987-88 to 1991-92
OTHER												
Conference & Court Reporting <i>-BUS</i>	0	0.0	0	0.0	0	-	0	-	0	0.0	---	---
Corrections Officer	1	100.0	0	0.0	0	-	0	-	1	100.0	---	0.0%
Criminal Justice/Security	0	0.0	0	0.0	0	-	1	-	0	0.0	-100.0%	---
Retail Security	0	0.0	1	100.0	0	-	0	-	0	0.0	---	---
TOTAL Other	1	100.0	1	100.0	0	0.0	1	-	1	100.0	0.0%	0.0%
TOTAL CERTIFICATES	120		131		65		135		128		-5.2%	6.7%
TOTAL DEGREES & CERTIFICATES	2132		2072		1978		2128		2319		9.0%	8.8%

Source: Office of Institutional Planning & Analysis

OAKLAND COMMUNITY COLLEGE  
DEGREES AWARDED BY PROGRAM  
(1986-87 through 1990-91)

Program	1986-87	% of Total	1987-88	% of Total	1988-89	% of Total	1989-90	% of Total	1990-91	% of Total	Percent Change	
											1989-90 to 1990-91	1986-87 to 1990-91
<b>ALLIED HEALTH</b>												
Dental Hygiene	29	9.0	28	9.2	29	10.1	29	12.5	29	9.7	0.0%	0.0%
Diagno. Med Sonography	20	6.2	17	5.6	22	7.6	0	0.0	26	8.7	-	30.0%
Emergency Med Tech	4	1.2	3	1.0	4	1.4	6	2.6	1	0.3	-83.3%	-75.0%
Exercise Science	9	2.8	3	1.0	4	1.4	4	1.7	1	0.3	-75.0%	-88.9%
Gerontology	6	1.9	4	1.3	9	3.1	3	1.3	5	1.7	66.7%	-16.7%
Health Care Admin.	5	1.6	8	2.6	8	2.8	6	2.6	4	1.3	-33.3%	-20.0%
Hospital Pharmacy Tech	2	0.6	0	0.0	1	0.3	2	0.9	1	0.3	-50.0%	-50.0%
Medical Assisting	11	3.4	7	2.3	6	2.1	1	0.4	11	3.7	1000.0%	0.0%
Medical Lab Technology	18	5.6	20	6.6	10	3.5	9	3.9	4	1.3	-55.6%	-77.8%
Medical Records Transcription	4	1.2	1	0.3	1	0.3	1	0.4	1	0.3	0.0%	-75.0%
Medical Secretarial	4	1.2	6	2.0	2	0.7	2	0.9	0	0.0	-100.0%	-100.0%
Mental Health/Social Work	91	28.3	84	27.7	70	24.3	81	34.9	88	29.5	8.6%	-3.3%
Nuclear Medicine Technology	1	0.3	3	1.0	1	0.3	2	0.9	1	0.3	-50.0%	0.0%
Nursing	104	32.4	99	32.7	113	39.2	85	36.6	112	37.6	31.8%	7.7%
Radiologic Tech	0	0.0	0	0.0	0	0.0	0	0.0	5	1.7	-	-
Respiratory Therapy	13	4.0	20	6.6	8	2.8	1	0.4	9	3.0	800.0%	-30.8%
<b>TOTAL Allied Health</b>	<b>321</b>	<b>100.0</b>	<b>303</b>	<b>100.0</b>	<b>288</b>	<b>100.0</b>	<b>232</b>	<b>100.0</b>	<b>298</b>	<b>100.0</b>	<b>28.4%</b>	<b>-7.2%</b>
<b>BUSINESS</b>												
Accounting	84	13.2	78	11.7	82	14.5	80	13.2	68	11.5	-15.0%	-19.0%
Alternate Energy Business	1	0.2	1	0.2	0	0.0	0	0.0	0	0.0	-	-100.0%
Assessment Administration	1	0.2	0	0.0	0	0.0	0	0.0	0	0.0	-	-100.0%
Business Administration	388	61.2	409	61.4	345	61.0	389	64.4	384	64.9	-1.3%	-1.0%



OAKLAND COMMUNITY COLLEGE  
DEGREES AWARDED BY PROGRAM  
(1986-87 through 1990-91)

Program	1986-87	% of Total	1987-88	% of Total	1988-89	% of Total	1989-90	% of Total	1990-91	% of Total	Percent Change	
											1989-90 to 1990-91	1986-87 to 1990-91
Computer Info Systems	0	0.0	0	0.0	0	0.0	0	0.0	2	0.3	-	-
Data Process Bus. Programming	44	6.9	44	6.6	31	5.5	34	5.6	21	3.5	-38.2%	-52.3%
Data Process Computer Science	10	1.6	12	1.8	5	0.9	2	0.3	5	0.8	150.0%	-50.0%
Data Process Sys. Analysis	11	1.7	14	2.1	17	3.0	11	1.8	15	2.5	36.4%	36.4%
Executive Secretarial	14	2.2	6	0.9	4	0.7	7	1.2	5	0.8	-28.6%	-64.3%
Hotel, Motel Mgmt	8	1.3	4	0.6	8	1.4	8	1.3	6	1.0	-25.0%	-25.0%
Industrial Secretary	3	0.5	2	0.3	2	0.4	1	0.2	1	0.2	0.0%	-66.7%
Industrial Supervision, Mgmt	0	0.0	2	0.3	2	0.4	0	0.0	1	0.2	-	-
Pre-International Commerce	1	0.2	1	0.2	0	0.0	0	0.0	1	0.2	-	0.0%
Legal Assisting	0	0.0	2	0.3	10	1.8	14	2.3	24	4.1	71.4%	-
Legal Secretarial	11	1.7	8	1.2	5	0.9	2	0.3	4	0.7	100.0%	-63.6%
Mgmt Dev-Business Mgmt	15	2.4	29	4.4	15	2.7	16	2.6	17	2.9	6.3%	13.3%
Mgmt Dev-Retail Fashn/Buying	3	0.5	5	0.8	1	0.2	5	0.8	3	0.5	-40.0%	0.0%
Mgmt Dev-Retail Management	3	0.5	3	0.5	3	0.5	2	0.3	4	0.7	100.0%	33.3%
Mgmt Dev- Office Admin.	9	1.4	11	1.7	9	1.6	8	1.3	6	1.0	-25.0%	-33.3%
Office Info Systems	0	0.0	5	0.8	11	1.9	14	2.3	23	3.9	64.3%	-
Word Processing/Text Editing	28	4.4	30	4.5	16	2.8	11	1.8	2	0.3	-81.8%	-92.9%
<b>TOTAL Business</b>	<b>634</b>	<b>100.0</b>	<b>666</b>	<b>100.0</b>	<b>566</b>	<b>100.0</b>	<b>604</b>	<b>100.0</b>	<b>592</b>	<b>100.0</b>	<b>-2.0%</b>	<b>-6.6%</b>
<b>COMMERCIAL AND FINE ART</b>												
CAT-Television Field Prod	2	2.9	2	3.8	0	0.0	0	0.0	2	3.7	-	0.0%
Audio-Visual Tech	2	2.9	2	3.8	2	4.4	1	1.7	2	3.7	100.0%	0.0%
Audiovisual Tech Photography	7	10.3	7	13.2	9	20.0	9	15.5	7	13.0	-22.2%	0.0%
Ceramic Technology	1	1.5	1	1.9	1	2.2	0	0.0	0	0.0	-	-100.0%
Culinary Arts	28	41.2	18	34.0	14	31.1	27	46.6	20	37.0	-25.9%	-28.6%

OAKLAND COMMUNITY COLLEGE  
DEGREES AWARDED BY PROGRAM  
(1986-87 through 1990-91)

Program	1986-87	% of Total	1987-88	% of Total	1988-89	% of Total	1989-90	% of Total	1990-91	% of Total	Percent Change	
											1989-90 to 1990-91	1986-87 to 1990-91
Graphics/Commercial Art	11	16.2	9	17.0	9	20.0	10	17.2	10	18.5	0.0%	-9.1%
Graphics & Comm Art Illus.	10	14.7	8	15.1	3	6.7	7	12.1	6	11.1	-14.3%	-40.0%
Liberal Art-Fine Arts(visual)	7	10.3	6	11.3	7	15.6	4	6.9	7	13.0	75.0%	0.0%
<b>TOTAL Comm/Fine Art</b>	<b>68</b>	<b>100.0</b>	<b>53</b>	<b>100.0</b>	<b>45</b>	<b>100.0</b>	<b>58</b>	<b>100.0</b>	<b>54</b>	<b>100.0</b>	<b>-6.9%</b>	<b>-20.6%</b>
<b>HUMANITIES AND SCIENCE</b>												
Communication Arts & Tech	13	2.4	16	2.6	14	2.0	17	2.5	10	1.5	-41.2%	-23.1%
Liberal Arts	477	86.7	546	87.8	616	89.5	611	89.9	611	91.5	0.0%	28.1%
Pre-Engineering	12	2.2	9	1.4	16	2.3	11	1.6	8	1.2	-27.3%	-33.3%
Science	48	8.7	51	8.2	42	6.1	41	6.0	39	5.8	-4.9%	-18.8%
<b>TOTAL Humanities &amp; Science</b>	<b>550</b>	<b>100.0</b>	<b>622</b>	<b>100.0</b>	<b>688</b>	<b>100.0</b>	<b>680</b>	<b>100.0</b>	<b>668</b>	<b>100.0</b>	<b>-1.8%</b>	<b>21.5%</b>
<b>AUTOMOTIVE TECHNOLOGIES</b>												
Automotive Tech Engineering	1	0.9	7	7.1	1	1.3	2	2.6	1	1.0	-50.0%	0.0%
Automotive Tech Retailing	1	0.9	1	1.0	1	1.3	1	1.3	1	1.0	0.0%	0.0%
Automobile Servicing	2	1.9	4	4.1	4	5.3	4	5.2	9	9.3	125.0%	350.0%
Computer Aided Design	5	4.7	8	8.2	16	21.3	25	32.5	27	27.8	8.0%	440.0%
Computer Integratd Manufact.	0	0.0	0	0.0	0	0.0	1	1.3	0	0.0	-100.0%	-
Diesel/Heavy Equipment	1	0.9	1	1.0	3	4.0	1	1.3	0	0.0	-100.0%	-100.0%
Electric. Trades Electromech.	3	2.8	5	5.1	1	1.3	4	5.2	6	6.2	50.0%	100.0%
Electric. Trades IndustElectr	9	8.4	6	6.1	1	1.3	1	1.3	2	2.1	100.0%	-77.8%
Industrial Technology	26	24.3	15	15.3	21	28.0	11	14.3	21	21.6	90.9%	-19.2%
Machine Tool Tech	0	0.0	0	0.0	1	1.3	1	1.3	0	0.0	-100.0%	-

OAKLAND COMMUNITY COLLEGE  
DEGREES AWARDED BY PROGRAM  
(1986-87 through 1990-91)

Program	1986-87	% of Total	1987-88	% of Total	1988-89	% of Total	1989-90	% of Total	1990-91	% of Total	Percent Change	
											1989-90 to 1990-91	1986-87 to 1990-91
Manufacturing Technology	5	4.7	9	9.2	6	8.0	15	19.5	11	11.3	-26.7%	120.0%
Mechanical Design Technology	5	4.7	2	2.0	1	1.3	1	1.3	3	3.1	200.0%	-40.0%
Mechanical Production Tech	0	0.0	0	0.0	3	4.0	0	0.0	0	0.0	-	-
Robotics Tech-Electro	34	31.8	29	29.6	11	14.7	6	7.8	12	12.4	100.0%	-64.7%
Robotics Tech-Hydro	9	8.4	5	5.1	4	5.3	2	2.6	1	1.0	-50.0%	-88.9%
Vehicle Body	5	4.7	4	4.1	1	1.3	2	2.6	3	3.1	50.0%	-40.0%
Welding/Fabrication Tech	1	0.9	2	2.0	0	0.0	0	0.0	0	0.0	-	-100.0%
<b>TOTAL Auto Technologies</b>	<b>107</b>	<b>100.0</b>	<b>98</b>	<b>100.0</b>	<b>75</b>	<b>100.0</b>	<b>77</b>	<b>100.0</b>	<b>97</b>	<b>100.0</b>	<b>26.0%</b>	<b>-9.3%</b>
<b>NON-AUTOMOTIVE TECHNOLOGIES</b>												
Alternative Energy Tech	1	2.2	2	3.5	1	2.2	0	0.0	0	0.0	-	-100.0%
Alternate Energy Management	0	0.0	3	5.3	0	0.0	1	2.3	0	0.0	-100.0%	-
Aviation Flight Tech	4	8.9	3	5.3	4	8.7	4	9.1	4	11.4	0.0%	0.0%
Aviation Management Option	1	2.2	3	5.3	0	0.0	4	9.1	1	2.9	-75.0%	0.0%
Climate Control Tech	6	13.3	15	26.3	8	17.4	4	9.1	5	14.3	25.0%	-16.7%
Computer Based Photo Tech	0	0.0	0	0.0	0	0.0	0	0.0	1	2.9	-	-
Electronic Microprocessing	6	13.3	8	14.0	3	6.5	6	13.6	3	8.6	-50.0%	-50.0%
Electronics Tech	16	35.6	8	14.0	10	21.7	13	29.5	10	28.6	-23.1%	-37.5%
Landscape Tech	7	15.6	5	8.8	10	21.7	3	6.8	3	8.6	0.0%	-57.1%
Microprocess Utiliz/Repair	0	0.0	0	0.0	0	0.0	0	0.0	1	2.9	-	-
Publication Technology	0	0.0	1	1.8	3	6.5	1	2.3	1	2.9	0.0%	-
Small Computer System Tech	4	8.9	9	15.8	7	15.2	8	18.2	6	17.1	-25.0%	50.0%
<b>TOTAL Non-Auto Technologies</b>	<b>45.0</b>	<b>100.0</b>	<b>57.0</b>	<b>100.0</b>	<b>46.0</b>	<b>100.0</b>	<b>44.0</b>	<b>100.0</b>	<b>35</b>	<b>100.0</b>	<b>-20.5%</b>	<b>-22.2%</b>

OAKLAND COMMUNITY COLLEGE  
DEGREES AWARDED BY PROGRAM  
(1986-87 through 1990-91)

Program	1986-87	% of Total	1987-88	% of Total	1988-89	% of Total	1989-90	% of Total	1990-91	% of Total	Percent Change	
											1989-90 to 1990-91	1986-87 to 1990-91
<b>PUBLIC SERVICES</b>												
Early Childhood Dev.	16	31.4	19	32.2	25	38.5	24	44.4	23	46.9	-4.2%	43.8%
Food Service Management	10	19.6	4	6.8	6	9.2	3	5.6	5	10.2	66.7%	-50.0%
Food Service/Dietary Mgmt	3	5.9	2	3.4	6	9.2	0	0.0	0	0.0	-	-100.0%
Library Technical Assistant	1	2.0	4	6.8	1	1.5	4	7.4	5	10.2	25.0%	400.0%
Police Evidence Technology	2	3.9	2	3.4	6	9.2	2	3.7	1	2.0	-50.0%	-50.0%
Law Enforcement	19	37.3	28	47.5	21	32.3	21	38.9	15	30.6	-28.6%	-21.1%
<b>TOTAL Public Svcs</b>	<b>51</b>	<b>100.0</b>	<b>59</b>	<b>100.0</b>	<b>65</b>	<b>100.0</b>	<b>54</b>	<b>100.0</b>	<b>49</b>	<b>100.0</b>	<b>-9.3%</b>	<b>-3.9%</b>
<b>OTHER</b>												
Conference & Court Reporting	2	1.7	1	0.6	1	0.6	1	0.6	0	0.0	-100.0%	-100.0%
Corrections Officer	1	0.9	2	1.3	1	0.6	3	1.8	1	0.5	-66.7%	0.0%
Cosmetology	5	4.3	14	9.1	8	4.8	7	4.3	11	5.6	57.1%	120.0%
Criminal Justice/Security	10	8.5	15	9.7	10	6.0	11	6.7	11	5.6	0.0%	10.0%
General Studies	99	84.6	122	79.2	147	87.5	141	86.5	171	87.7	21.3%	72.7%
Retail Security	0	0.0	0	0.0	1	0.6	0	0.0	0	0.0	-	-
Security and Risk Management	0	0.0	0	0.0	0	0.0	0	0.0	1	0.5	-	-
<b>TOTAL Other</b>	<b>117</b>	<b>100.0</b>	<b>154</b>	<b>100.0</b>	<b>168</b>	<b>100.0</b>	<b>163</b>	<b>100.0</b>	<b>195</b>	<b>100.0</b>	<b>19.6%</b>	<b>66.7%</b>
<b>TOTAL DEGREES</b>	<b>1,848</b>		<b>1,955</b>		<b>1,895</b>		<b>1,868</b>		<b>1,953</b>		<b>4.6%</b>	<b>5.7%</b>

OAKLAND COMMUNITY COLLEGE  
 CERTIFICATES AWARDED BY PROGRAM  
 (1986-87 through 1990-91)

Program	1986-87	% of Total	1987-88	% of Total	1988-89	% of Total	1989-90	% of Total	1990-91	% of Total	Percent Change	
											1989-90 to 1990-91	1986-87 to 1990-91
<b>ALLIED HEALTH</b>												
Dental Assisting	6	10.5	5	8.1	2	2.5	0	0.0	0	0.0	-	-100.0%
Gerontology	0	0.0	1	1.6	0	0.0	0	0.0	4	5.1	-	-
Health Care Admin.	4	7.0	2	3.2	3	3.8	4	28.6	4	5.1	0.0%	0.0%
Hospital Pharmacy Tech	2	3.5	3	4.8	3	3.8	3	21.4	3	3.8	0.0%	50.0%
Medical Records Transcription	0	0.0	1	1.6	0	0.0	0	0.0	1	1.3	-	-
Medical Secretarial	0	0.0	0	0.0	1	1.3	2	14.3	0	0.0	-100.0%	-
Practical Nursing Education	45	78.9	50	80.6	71	88.8	5	35.7	67	84.8	1240.0%	48.9%
<b>TOTAL Allied Health</b>	<b>57</b>	<b>100.0</b>	<b>62</b>	<b>100.0</b>	<b>80</b>	<b>100.0</b>	<b>14</b>	<b>100.0</b>	<b>79</b>	<b>100.0</b>	<b>464.3%</b>	<b>38.6%</b>
<b>BUSINESS</b>												
Accounting	6	28.6	6	42.9	5	35.7	11	55.0	10	40.0	-9.1%	66.7%
Assessment Administration	0	0.0	1	7.1	0	0.0	0	0.0	0	0.0	-	-
Executive Secretarial	4	19.0	0	0.0	0	0.0	1	5.0	0	0.0	-100.0%	-100.0%
Legal Assisting	0	0.0	4	28.6	3	21.4	3	15.0	7	28.0	133.3%	
Legal Secretarial	1	4.8	1	7.1	0	0.0	0	0.0	1	4.0	-	0.0%
Office Assistant	2	9.5	0	0.0	0	0.0	0	0.0	0	0.0	-	-100.0%
Office Info Systems	0	0.0	0	0.0	3	21.4	4	20.0	6	24.0	50.0%	-
Word Processing/Text Editing	8	38.1	2	14.3	3	21.4	1	5.0	1	4.0	0.0%	-87.5%
<b>TOTAL Business</b>	<b>21</b>	<b>100.0</b>	<b>14</b>	<b>100.0</b>	<b>14</b>	<b>100.0</b>	<b>20</b>	<b>100.0</b>	<b>25</b>	<b>100.0</b>	<b>25.0%</b>	<b>19.0%</b>
<b>COMMERCIAL AND FINE ART</b>												
Audio-Visual Tech	0	0.0	0	0.0	0	0.0	0	0.0	1	100.0	-	-
Audiovisual Tech Photography	1	33.3	2	66.7	0	0.0	2	100.0	0	0.0	-100.0%	-100.0%

OAKLAND COMMUNITY COLLEGE  
 CERTIFICATES AWARDED BY PROGRAM  
 (1986-87 through 1990-91)

Program	1986-87	% of Total	1987-88	% of Total	1988-89	% of Total	1989-90	% of Total	1990-91	% of Total	Percent Change	
											1989-90 to 1990-91	1986-87 to 1990-91
Graphics/Commercial Art	1	33.3	0	0.0	5	71.4	0	0.0	0	0.0	-	-100.0%
Graphics & Comm Art Illus.	1	33.3	1	33.3	2	28.6	0	0.0	0	0.0	-	-100.0%
<b>TOTAL Comm/Fine Art</b>	<b>3</b>	<b>100.0</b>	<b>3</b>	<b>100.0</b>	<b>7</b>	<b>100.0</b>	<b>2</b>	<b>100.0</b>	<b>1</b>	<b>100.0</b>	<b>-50.0%</b>	<b>-66.7%</b>
<b>AUTOMOTIVE TECHNOLOGIES</b>												
Automotive Tech Engineering	1	7.7	3	12.0	0	0.0	2	10.0	0	0.0	-100.0%	-100.0%
Automotive Tech Retailing	0	0.0	1	4.0	2	11.8	0	0.0	0	0.0	-	-
Automobile Servicing	1	7.7	5	20.0	3	17.6	4	20.0	1	6.3	-75.0%	0.0%
Computer Aided Design	1	7.7	1	4.0	2	11.8	3	15.0	2	12.5	-33.3%	100.0%
Diesel/Heavy Equipment	2	15.4	0	0.0	0	0.0	3	15.0	2	12.5	-33.3%	0.0%
Drafting	4	30.8	4	16.0	3	17.6	2	10.0	3	18.8	50.0%	-25.0%
Electric. Trades Electromech.	0	0.0	1	4.0	0	0.0	0	0.0	1	6.3	-	-
Machine Tool Tech	0	0.0	0	0.0	1	5.9	0	0.0	0	0.0	-	-
Mechanical Design Technology	1	7.7	2	8.0	0	0.0	1	5.0	0	0.0	-100.0%	-100.0%
Robotics Tech-Electro	2	15.4	3	12.0	2	11.8	2	10.0	3	18.8	50.0%	50.0%
Robotics Tech-Hydro	0	0.0	0	0.0	1	5.9	0	0.0	0	0.0	-	-
Vehicle Body	1	7.7	4	16.0	3	17.6	3	15.0	4	25.0	33.3%	300.0%
Welding/Fabrication Tech	0	0.0	1	4.0	0	0.0	0	0.0	0	0.0	-	-
<b>TOTAL Auto Technologies</b>	<b>13</b>	<b>100.0</b>	<b>25</b>	<b>100.0</b>	<b>17</b>	<b>100.0</b>	<b>20</b>	<b>100.0</b>	<b>16</b>	<b>100.0</b>	<b>-20.0%</b>	<b>23.1%</b>
<b>NON-AUTOMOTIVE TECHNOLOGIES</b>												
Computer Programmer Cert	0	0.0	0	0.0	0	0.0	0	0.0	1	9.1	-	-
Electronic Microprocessing	1	5.0	3	20.0	1	11.1	1	11.1	0	0.0	-100.0%	-100.0%
Electronics Tech	2	10.0	2	13.3	1	11.1	0	0.0	1	9.1	-	-50.0%
Exercise Science & Tech	1	5.0	0	0.0	3	33.3	0	0.0	1	9.1	-	-

OAKLAND COMMUNITY COLLEGE  
 CERTIFICATES AWARDED BY PROGRAM  
 (1986-87 through 1990-91)

Program	1986-87	% of Total	1987-88	% of Total	1988-89	% of Total	1989-90	% of Total	1990-91	% of Total	Percent Change	
											1989-90 to 1990-91	1986-87 to 1990-91
Landscape Tech	5	25.0	4	26.7	1	11.1	6	66.7	1	9.1	-83.3%	-80.0%
Publication Technology	0	0.0	1	6.7	0	0.0	0	0.0	0	0.0	-	-
Climate Control Tech	11	55.0	5	33.3	3	33.3	2	22.2	7	63.6	250.0%	-36.4%
<b>TOTAL Non-Auto Technologies</b>	<b>20</b>	<b>100.0</b>	<b>15</b>	<b>100.0</b>	<b>9</b>	<b>100.0</b>	<b>9</b>	<b>100.0</b>	<b>11</b>	<b>100.0</b>	<b>22.2%</b>	<b>-45.0%</b>
<b>PUBLIC SERVICES</b>												
Library Technical Assistant	0	0.0	0	-	0	0.0	0	-	1	100.0	-	-
Police Evidence Technology	1	50.0	0	-	1	33.3	0	-	0	0.0	-	-100.0%
Law Enforcement	1	50.0	0	-	2	66.7	0	-	0	0.0	-	-100.0%
<b>TOTAL Public Svcs</b>	<b>2</b>	<b>100.0</b>	<b>0</b>	<b>-</b>	<b>3</b>	<b>100.0</b>	<b>0</b>	<b>-</b>	<b>1</b>	<b>100.0</b>	<b>-</b>	<b>-50.0%</b>
<b>OTHER</b>												
Conference & Court Reporting	2	100.0	0	0.0	0	0.0	0	-	0	0.0	-	-100.0%
Corrections Officer	0	0.0	1	100.0	0	0.0	0	-	0	0.0	-	-
Criminal Justice/Security	0	0.0	0	0.0	0	0.0	0	-	1	100.0	-	-
Retail Security	0	0.0	0	0.0	1	100.0	0	-	0	0.0	-	-
<b>TOTAL Other</b>	<b>2</b>	<b>100.0</b>	<b>1</b>	<b>100.0</b>	<b>1</b>	<b>100.0</b>	<b>0</b>	<b>-</b>	<b>1</b>	<b>100.0</b>	<b>-</b>	<b>-50.0%</b>
<b>TOTAL CERTIFICATES</b>	<b>98</b>		<b>105</b>		<b>122</b>		<b>56</b>		<b>123</b>		<b>119.6%</b>	<b>25.5%</b>
<b>TOTAL</b>												
<b>DEGREES &amp; CERTIFICATES</b>	<b>1946</b>		<b>2060</b>		<b>2017</b>		<b>1924</b>		<b>2076</b>		<b>7.9%</b>	<b>6.7%</b>

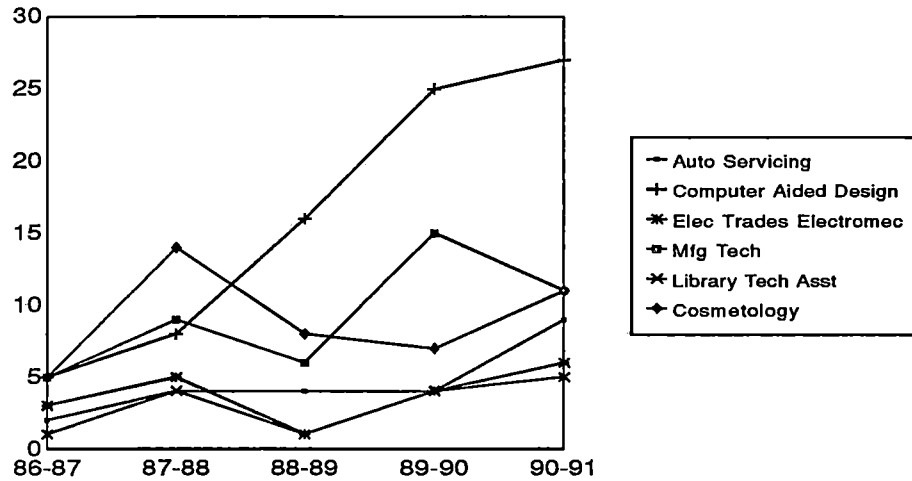
Source: Office of Institutional Planning & Analysis

# OAKLAND COMMUNITY COLLEGE

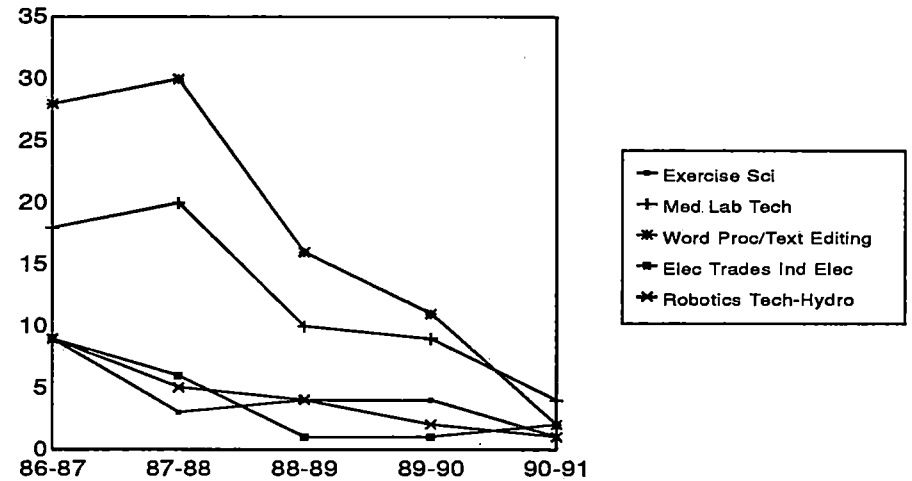
## Trends in Completions (1986-87 to 1990-91)

### College-Wide

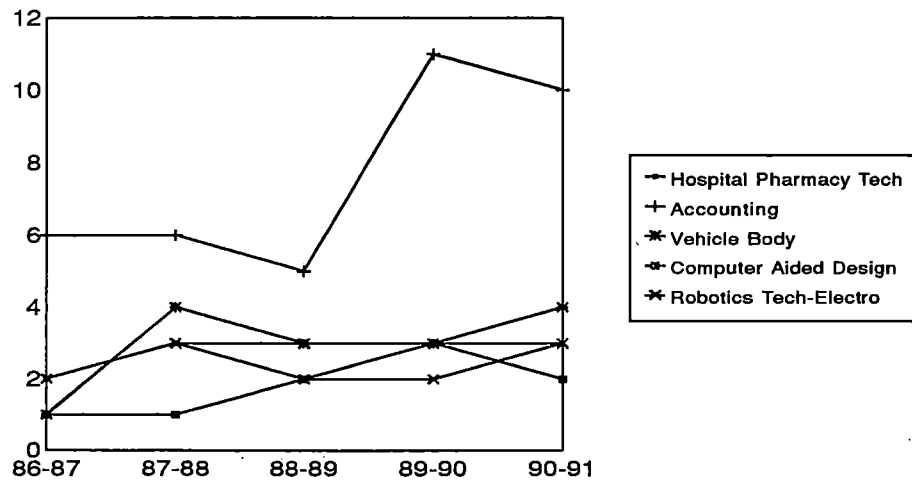
**Disciplines with the Greatest Increases  
In Degrees Awarded**



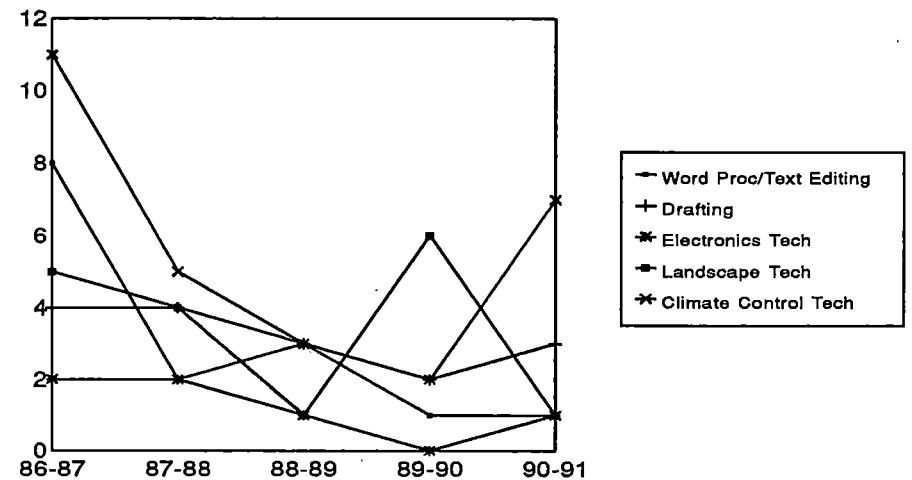
**Disciplines with the Greatest Decreases  
In Degrees Awarded**



**Disciplines with the Greatest Increases  
In Certificates Awarded**



**Disciplines with the Greatest Decreases  
In Certificates Awarded**



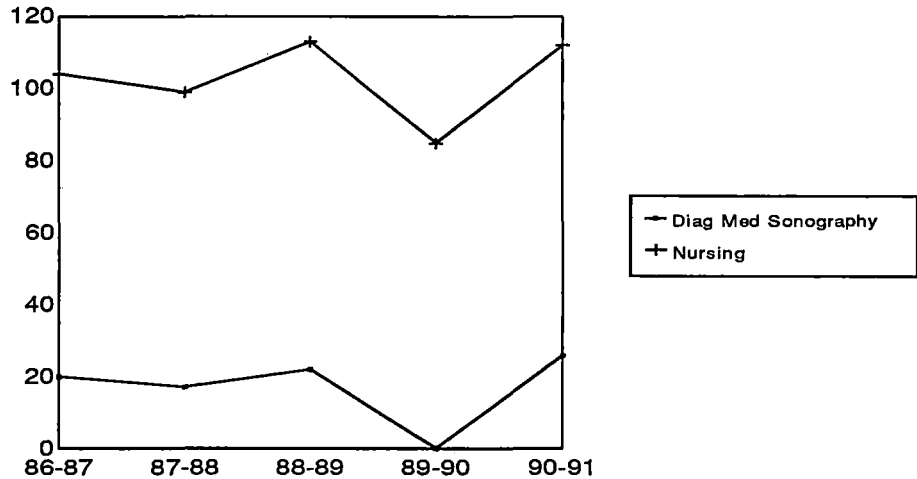


# OAKLAND COMMUNITY COLLEGE

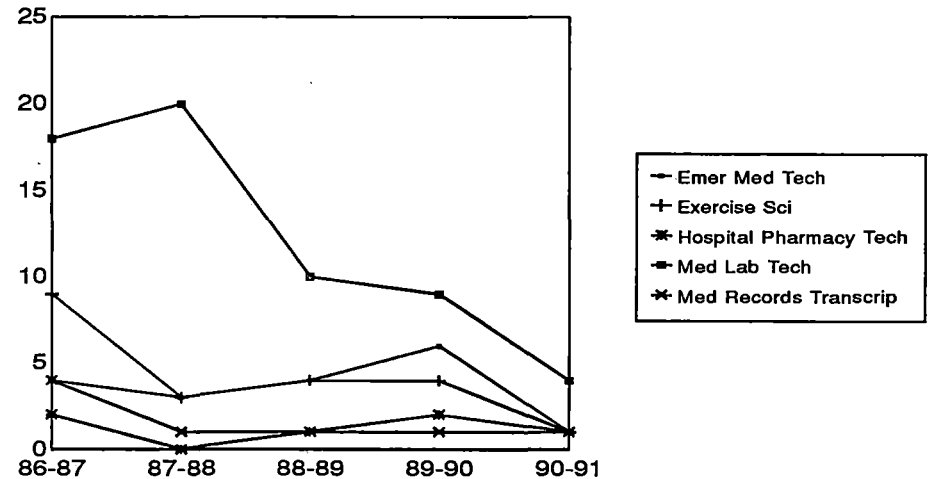
## Trends in Completions (1986-87 to 1990-91)

### Allied Health

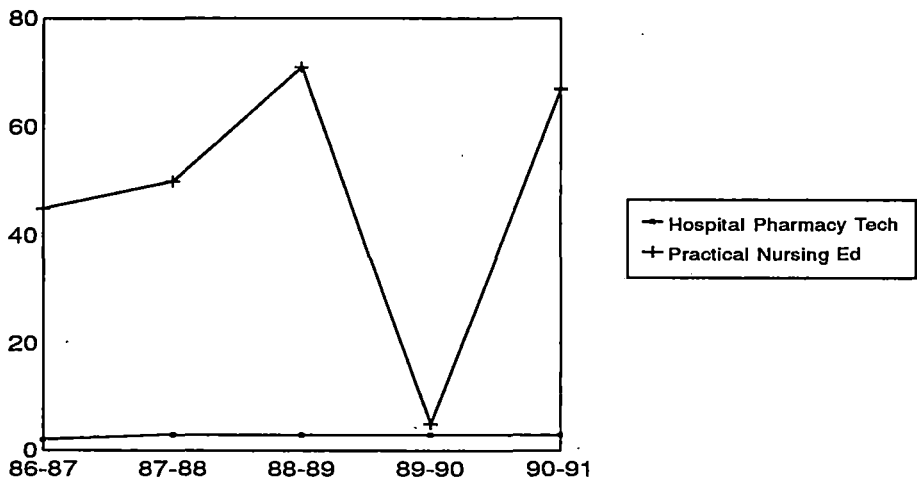
Disciplines with the Greatest Increases  
*In Degrees Awarded*



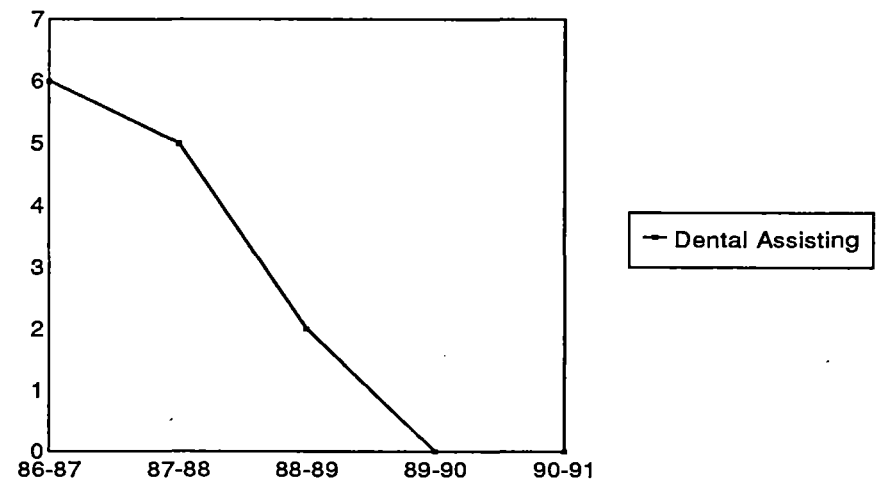
Disciplines with the Greatest Decreases  
*In Degrees Awarded*



Disciplines with the Greatest Increases  
*In Certificates Awarded*



Disciplines with the Greatest Decreases  
*In Certificates Awarded*

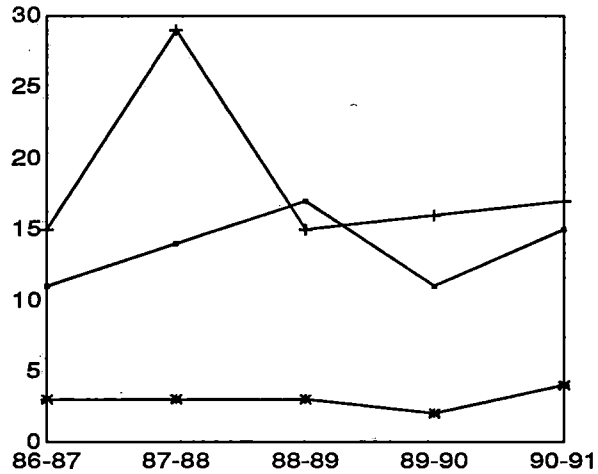


# OAKLAND COMMUNITY COLLEGE

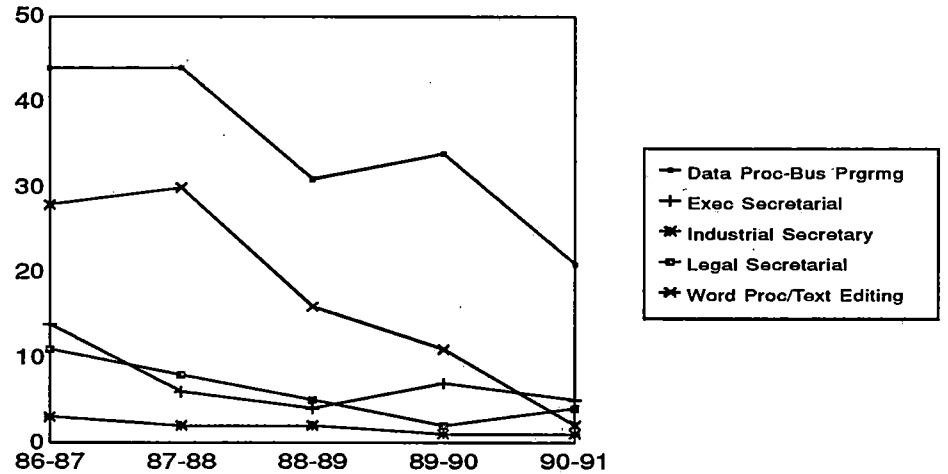
## Trends in Completions (1986-87 to 1990-91)

### Business

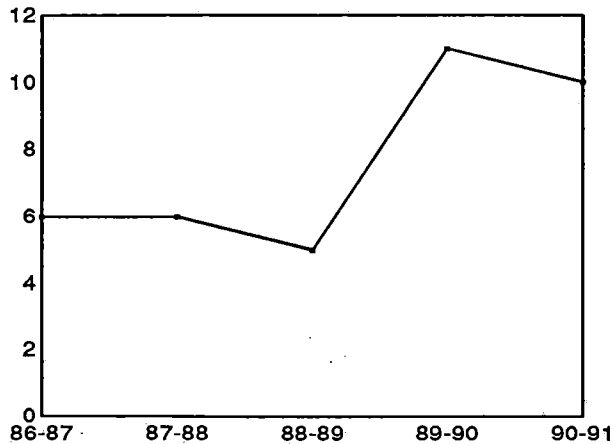
Disciplines with the Greatest Increases  
*In Degrees Awarded*



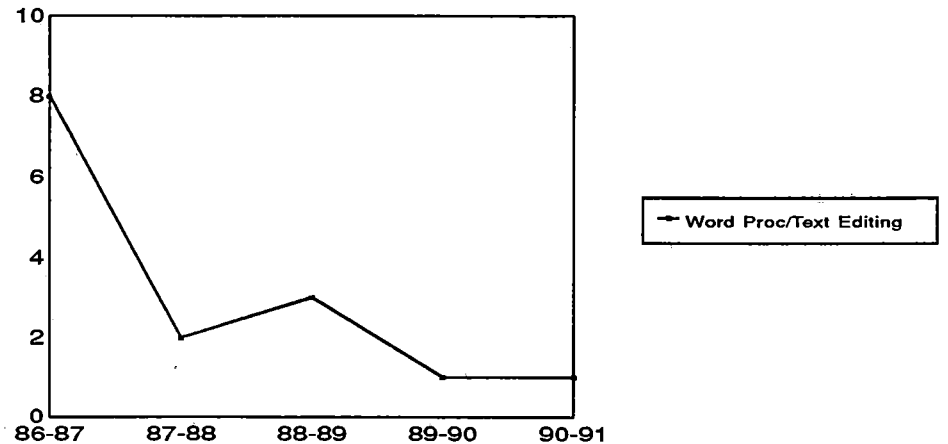
Disciplines with the Greatest Decreases  
*In Degrees Awarded*



Disciplines with the Greatest Increases  
*In Certificates Awarded*



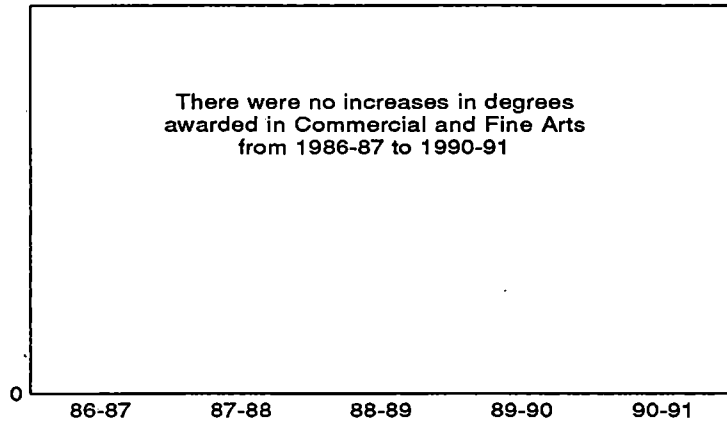
Disciplines with the Greatest Decreases  
*In Certificates Awarded*



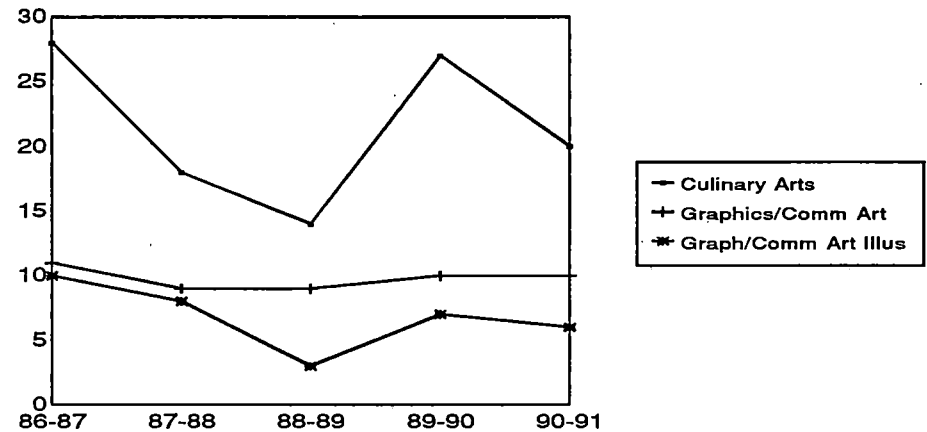
OAKLAND COMMUNITY COLLEGE  
Trends in Completions  
(1986-87 to 1990-91)

**Commercial and Fine Arts**


Disciplines with the Greatest Increases  
*In Degrees Awarded*



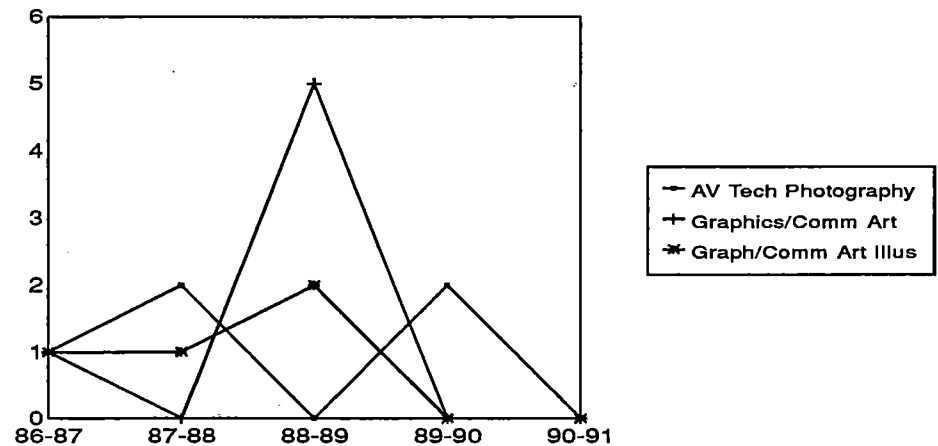
Disciplines with the Greatest Decreases  
*In Degrees Awarded*



Disciplines with the Greatest Increases  
*In Certificates Awarded*



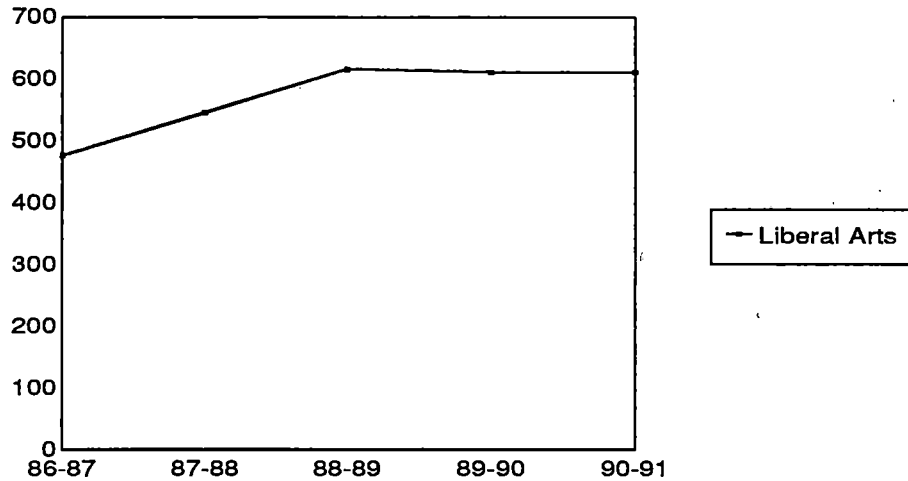
Disciplines with the Greatest Decreases  
*In Certificates Awarded*



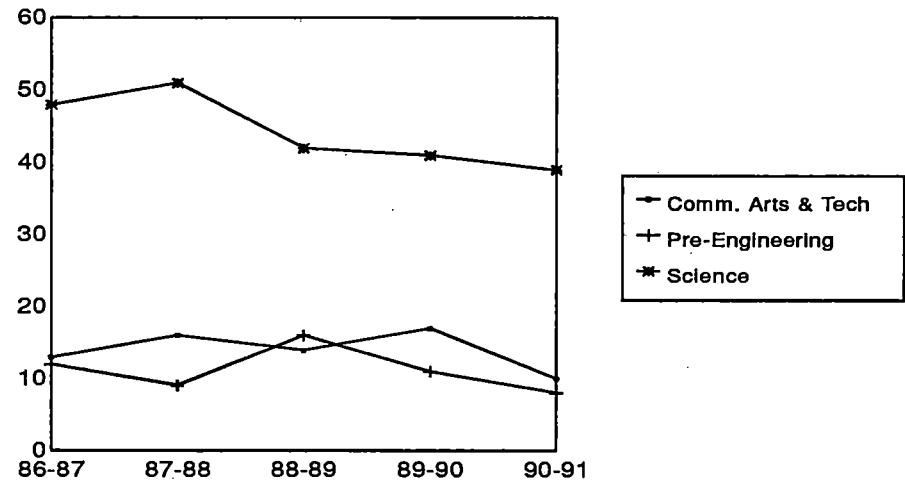
OAKLAND COMMUNITY COLLEGE  
Trends in Completions  
(1986-87 to 1990-91)

**Humanities and Science**


Disciplines with the Greatest Increases  
*In Degrees Awarded*



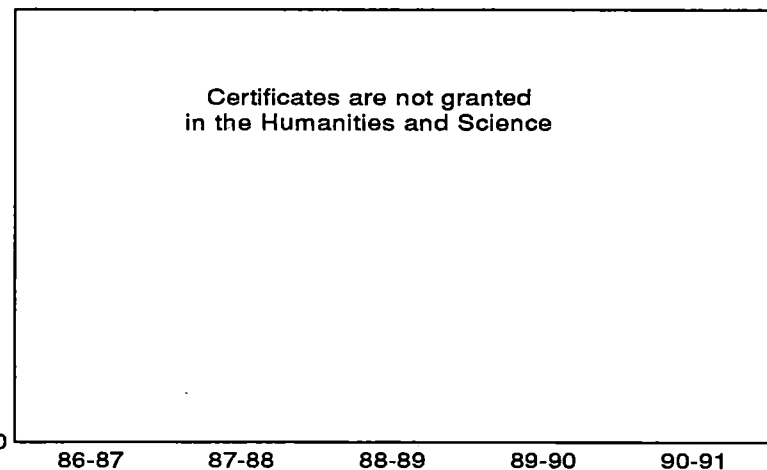
Disciplines with the Greatest Decreases  
*In Degrees Awarded*



Disciplines with the Greatest Increases  
*In Certificates Awarded*



Disciplines with the Greatest Decreases  
*In Certificates Awarded*

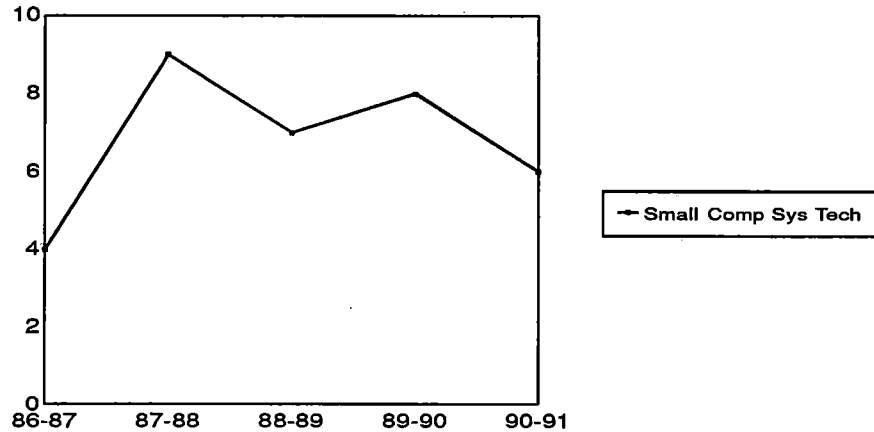


# OAKLAND COMMUNITY COLLEGE

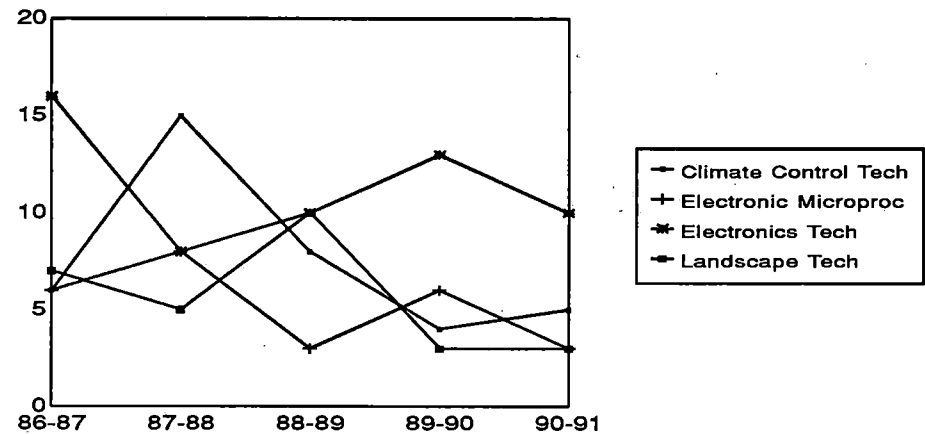
## Trends in Completions (1986-87 to 1990-91)

### Non-Automotive Technologies


Disciplines with the Greatest Increases  
*In Degrees Awarded*



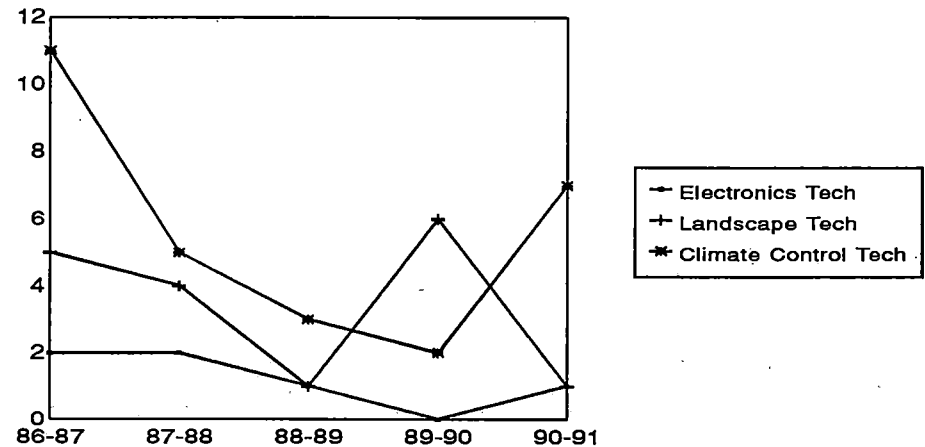
Disciplines with the Greatest Decreases  
*In Degrees Awarded*



Disciplines with the Greatest Increases  
*In Certificates Awarded*



Disciplines with the Greatest Decreases  
*In Certificates Awarded*

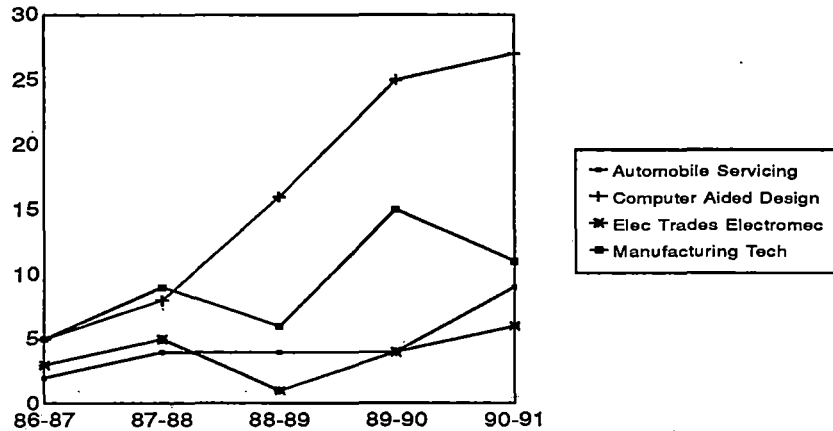


# OAKLAND COMMUNITY COLLEGE

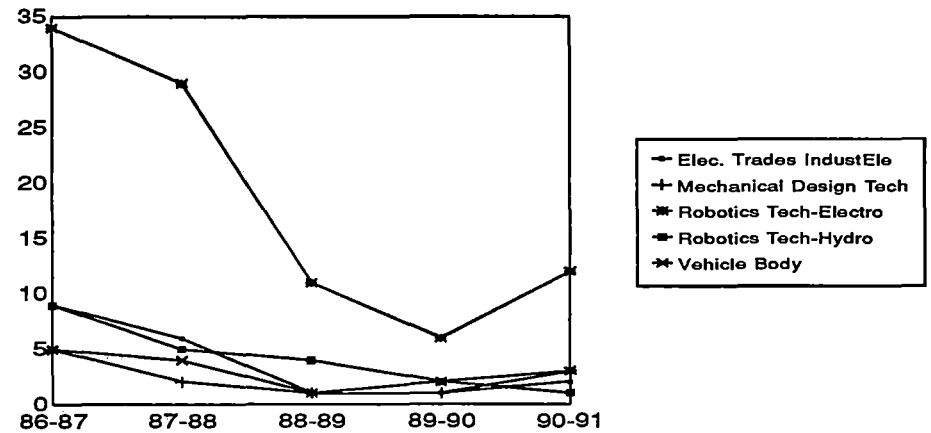
## Trends in Completions (1986-87 to 1990-91)

### Automotive Technologies

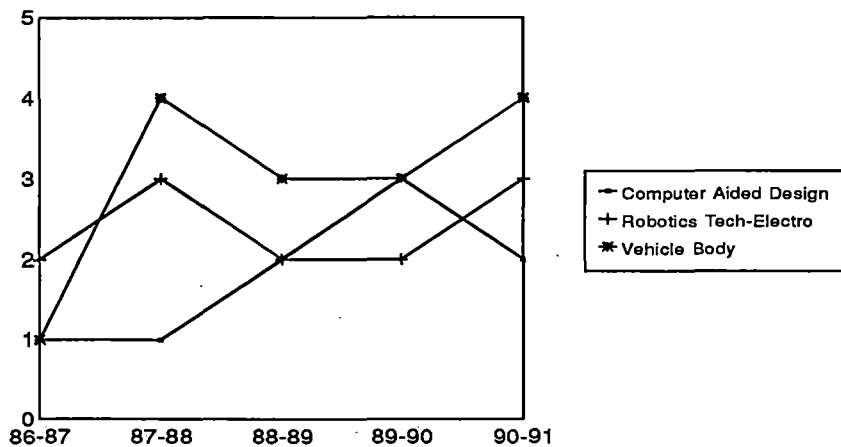
**Disciplines with the Greatest Increases  
In Degrees Awarded**



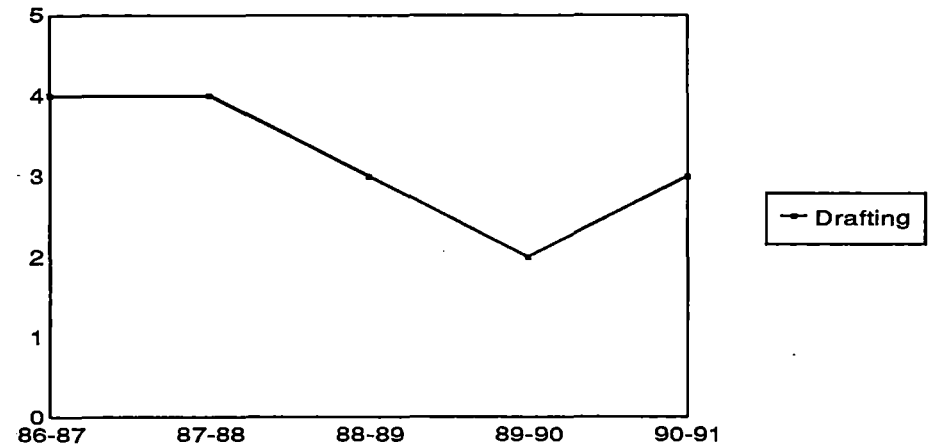
**Disciplines with the Greatest Decreases  
In Degrees Awarded**



**Disciplines with the Greatest Increases  
In Certificates Awarded**



**Disciplines with the Greatest Decreases  
In Certificates Awarded**

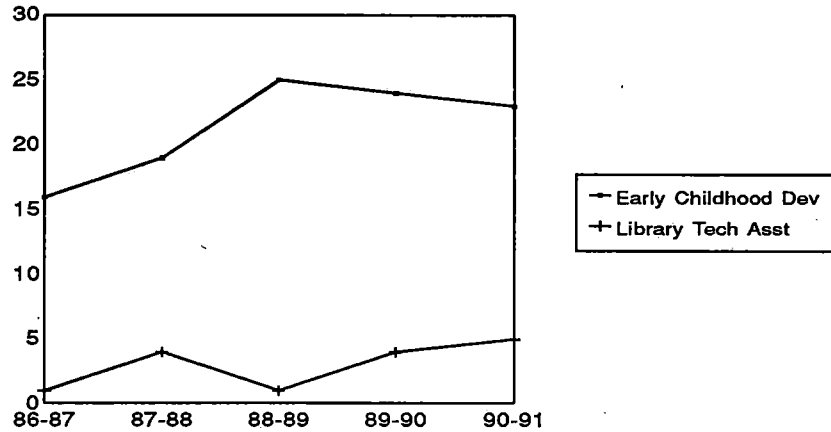


# OAKLAND COMMUNITY COLLEGE

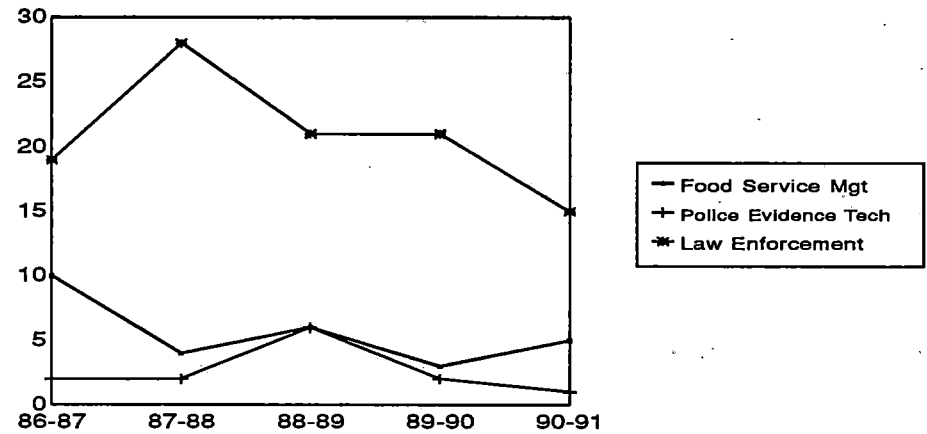
## Trends in Completions (1986-87 to 1990-91)

### Public Service

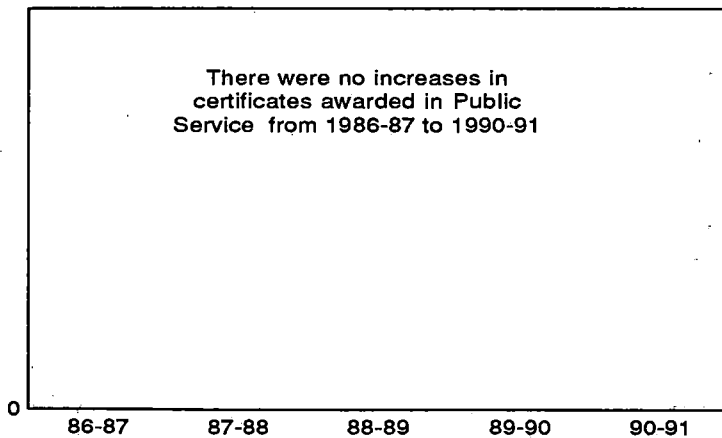
**Disciplines with the Greatest Increases  
In Degrees Awarded**



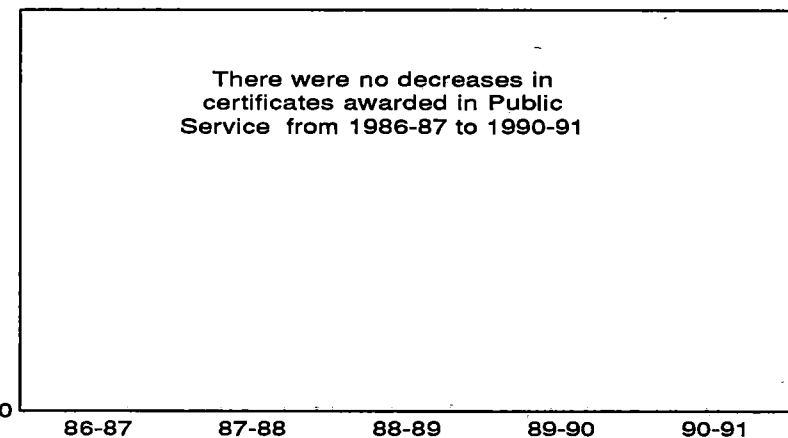
**Disciplines with the Greatest Decreases  
In Degrees Awarded**



**Disciplines with the Greatest Increases  
In Certificates Awarded**



**Disciplines with the Greatest Decreases  
In Certificates Awarded**

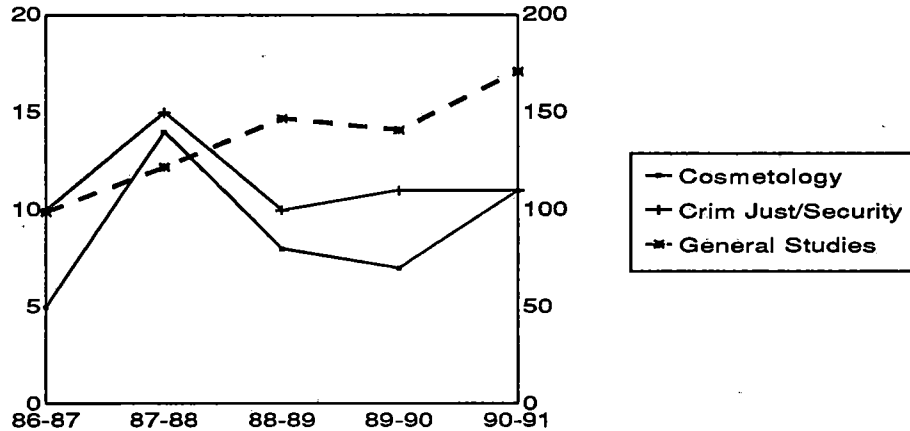


# OAKLAND COMMUNITY COLLEGE

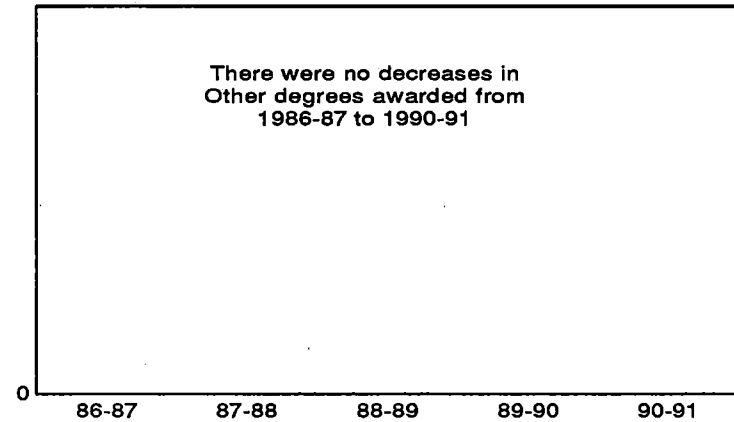
## Trends in Completions (1986-87 to 1990-91)

### Other

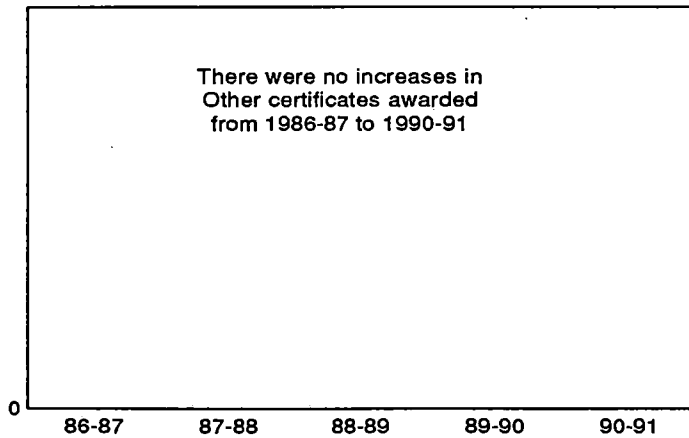
**Disciplines with the Greatest Increases  
In Degrees Awarded**



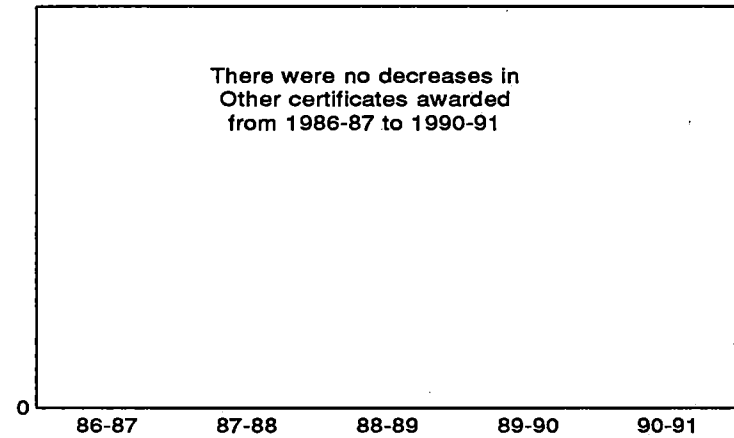
**Disciplines with the Greatest Decreases  
In Degrees Awarded**



**Disciplines with the Greatest Increases  
In Certificates Awarded**



**Disciplines with the Greatest Decreases  
In Certificates Awarded**



Note: Dotted lines are related to the Y-axis on the right

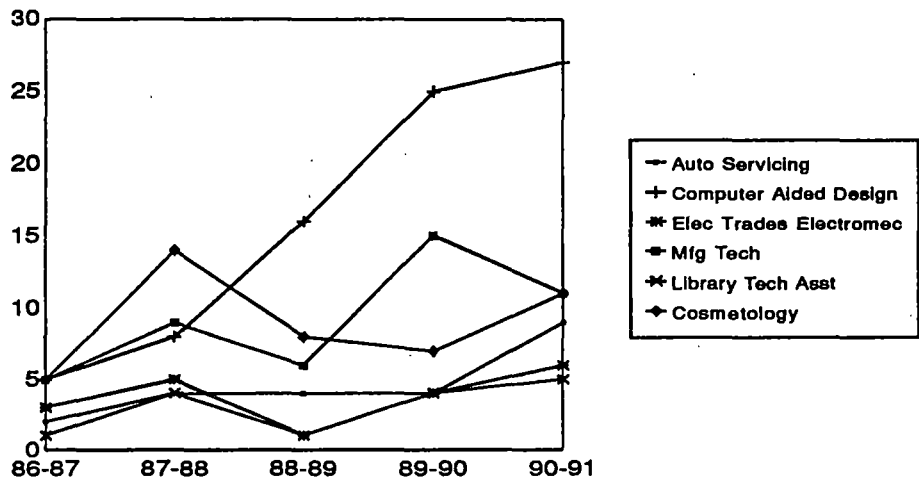


# OAKLAND COMMUNITY COLLEGE

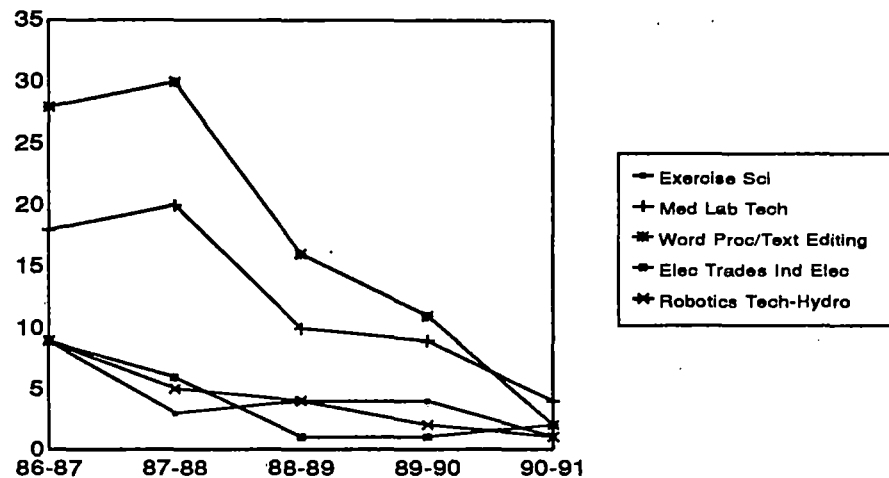
## Trends in Completions (1986-87 to 1990-91)

### College-Wide

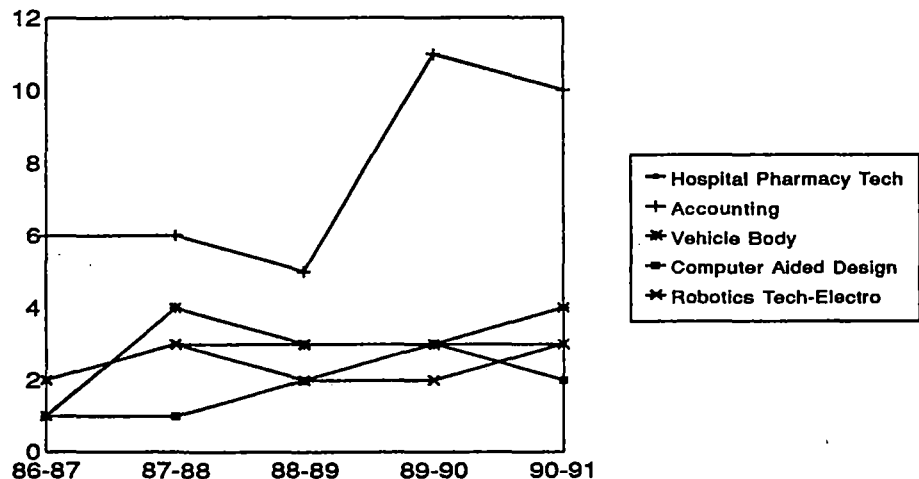
**Disciplines with the Greatest Increases  
In Degrees Awarded**



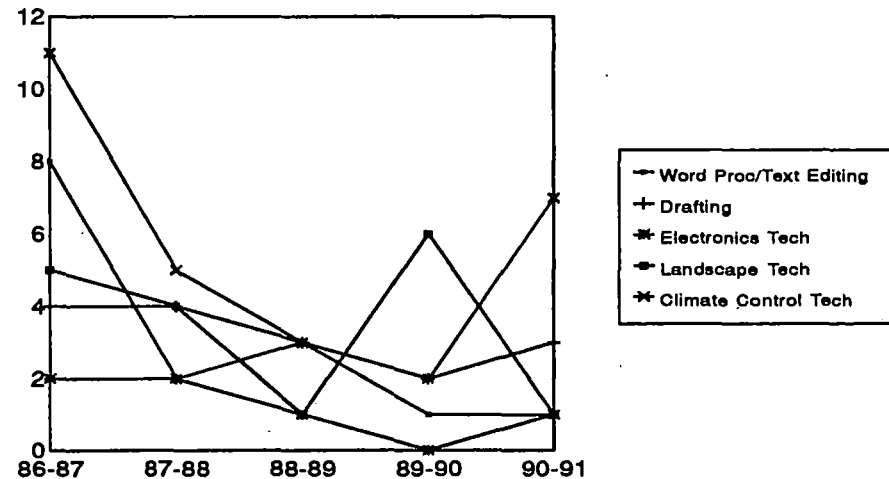
**Disciplines with the Greatest Decreases  
In Degrees Awarded**



**Disciplines with the Greatest Increases  
In Certificates Awarded**



**Disciplines with the Greatest Decreases  
In Certificates Awarded**

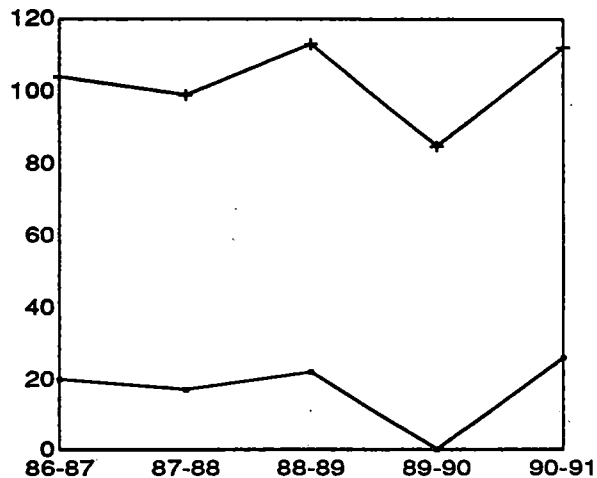


# OAKLAND COMMUNITY COLLEGE

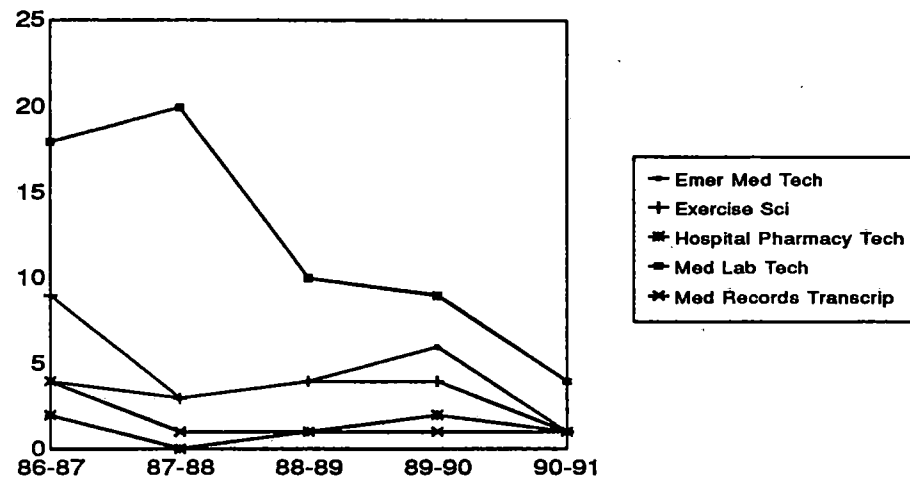
## Trends in Completions (1986-87 to 1990-91)

### Allied Health

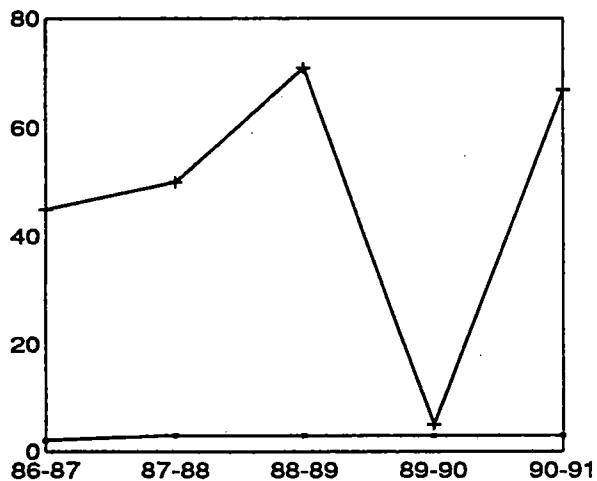
**Disciplines with the Greatest Increases  
In Degrees Awarded**



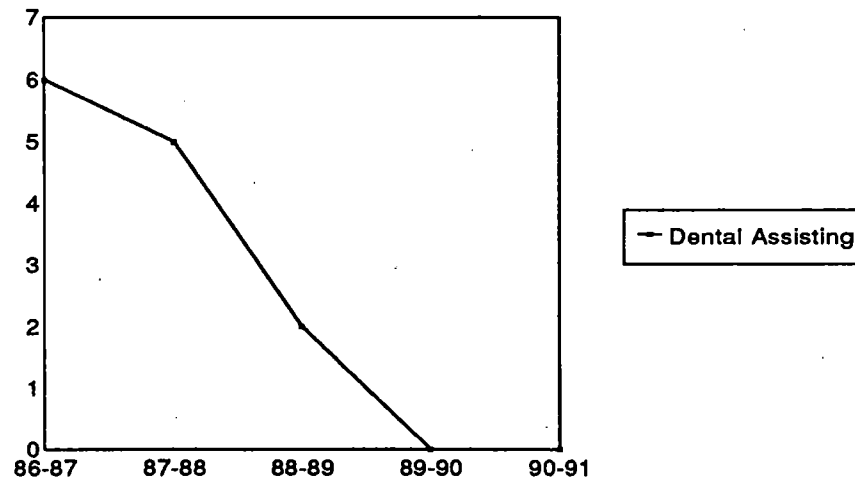
**Disciplines with the Greatest Decreases  
In Degrees Awarded**



**Disciplines with the Greatest Increases  
In Certificates Awarded**



**Disciplines with the Greatest Decreases  
In Certificates Awarded**

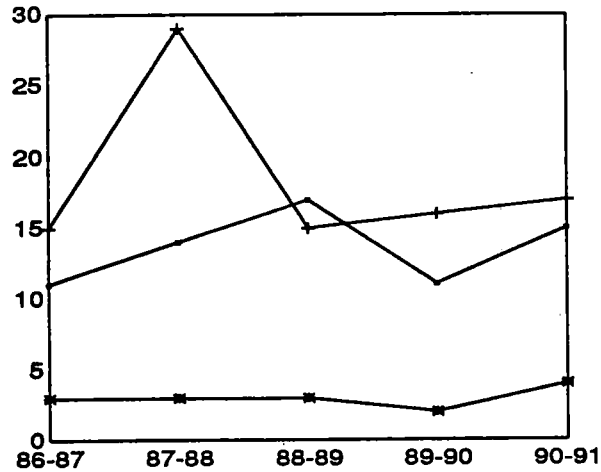


# OAKLAND COMMUNITY COLLEGE

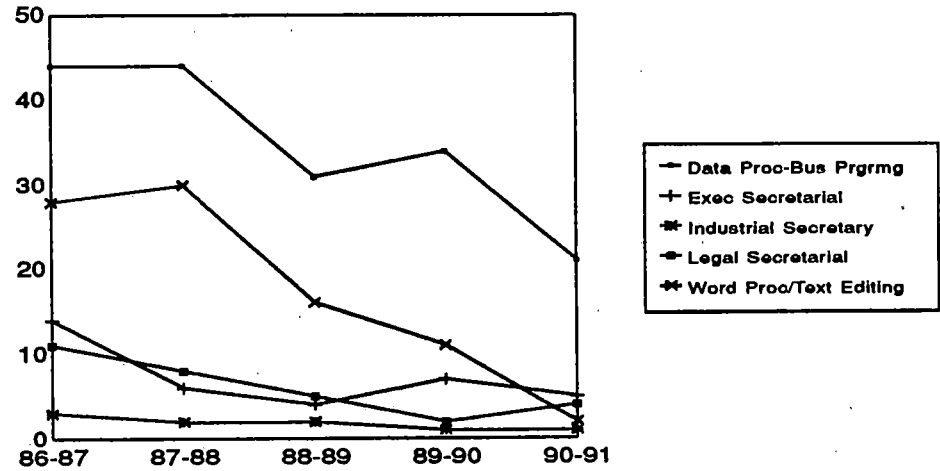
## Trends in Completions (1986-87 to 1990-91)

### Business

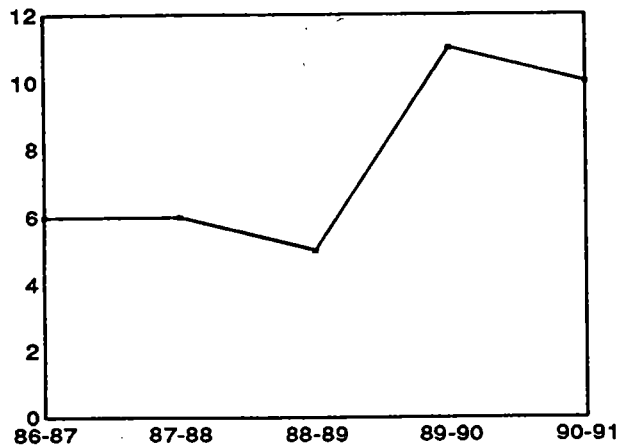
**Disciplines with the Greatest Increases  
In Degrees Awarded**



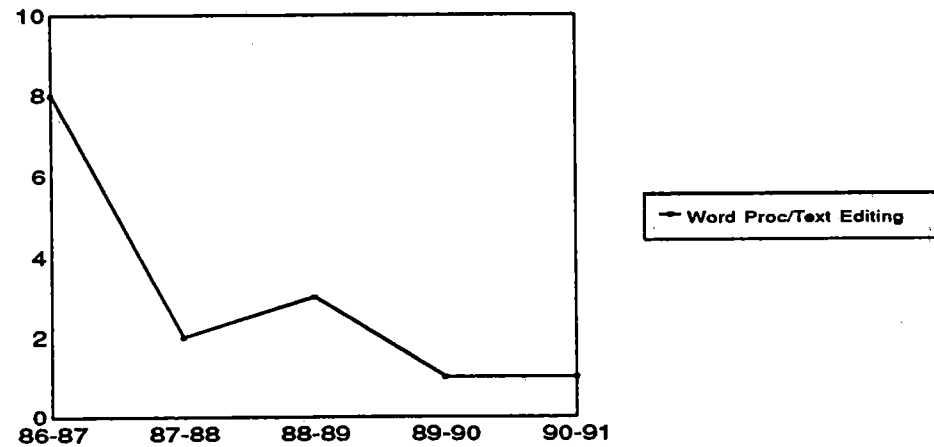
**Disciplines with the Greatest Decreases  
In Degrees Awarded**



**Disciplines with the Greatest Increases  
In Certificates Awarded**



**Disciplines with the Greatest Decreases  
In Certificates Awarded**

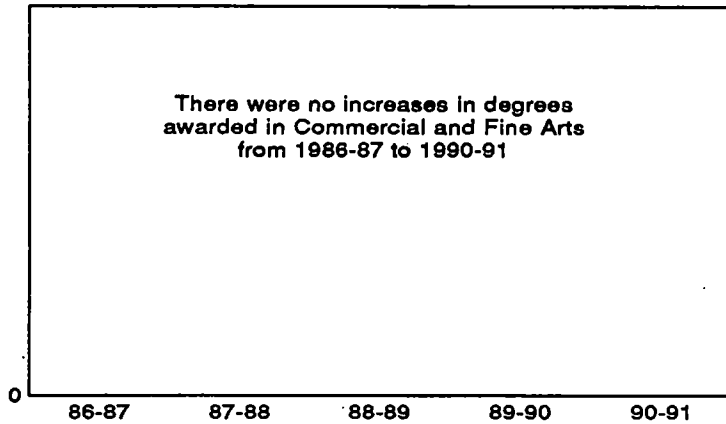


# OAKLAND COMMUNITY COLLEGE

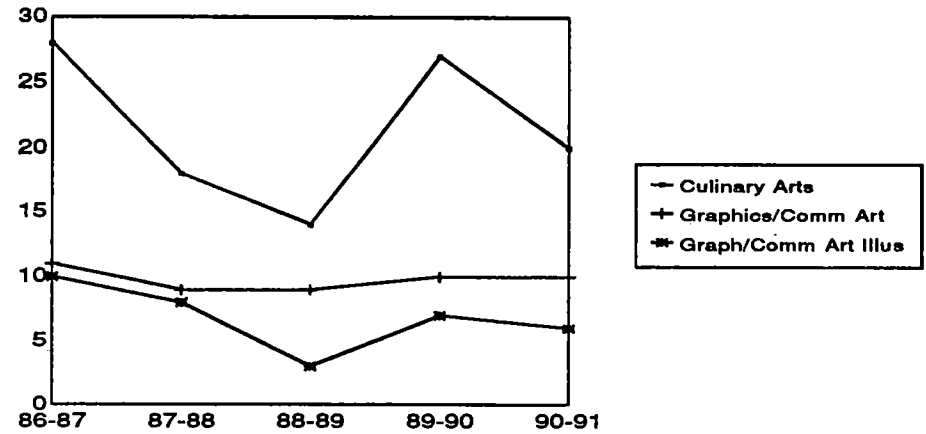
## Trends in Completions (1986-87 to 1990-91)

### Commercial and Fine Arts

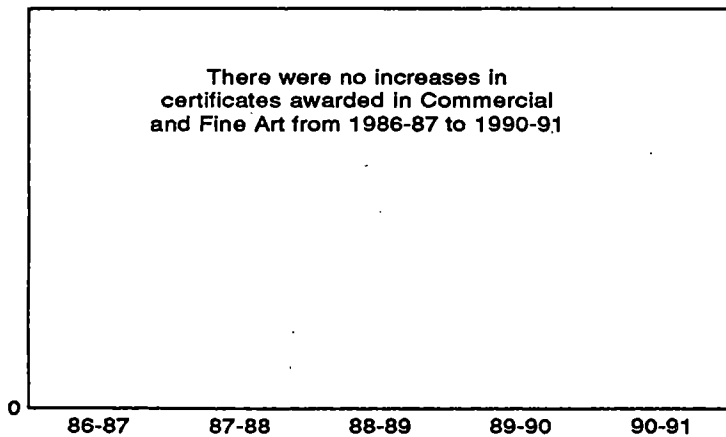
Disciplines with the Greatest Increases  
*In Degrees Awarded*



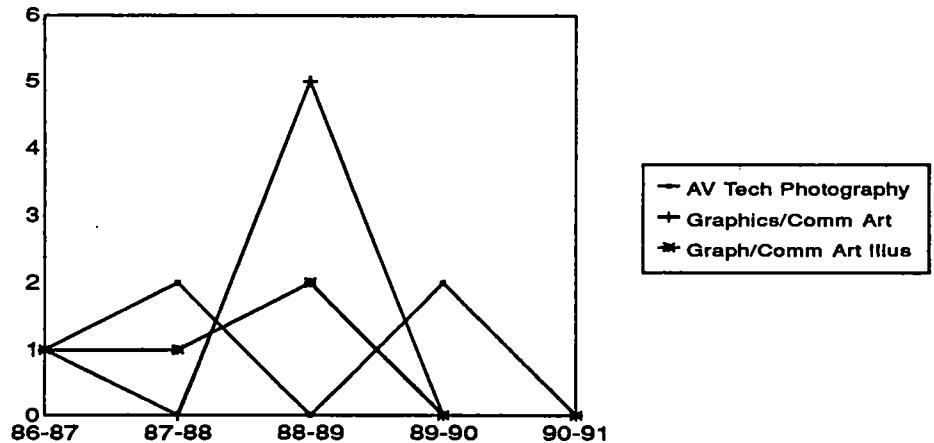
Disciplines with the Greatest Decreases  
*In Degrees Awarded*



Disciplines with the Greatest Increases  
*In Certificates Awarded*



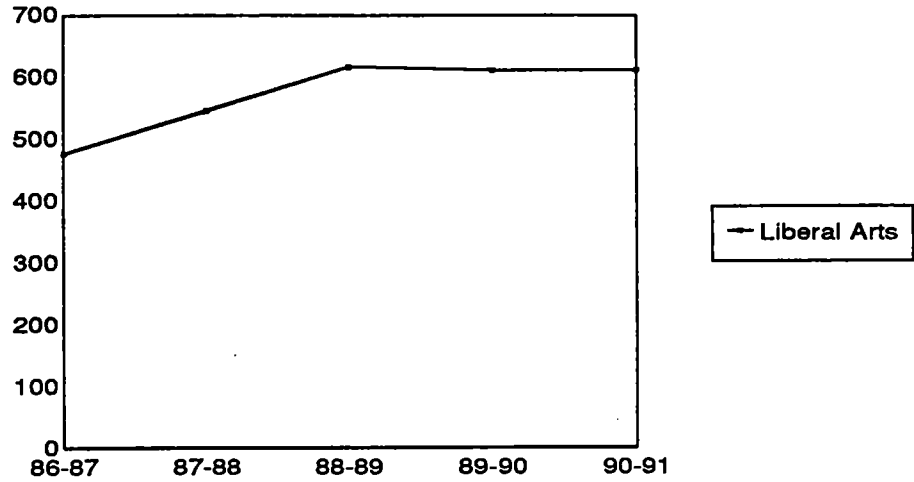
Disciplines with the Greatest Decreases  
*In Certificates Awarded*



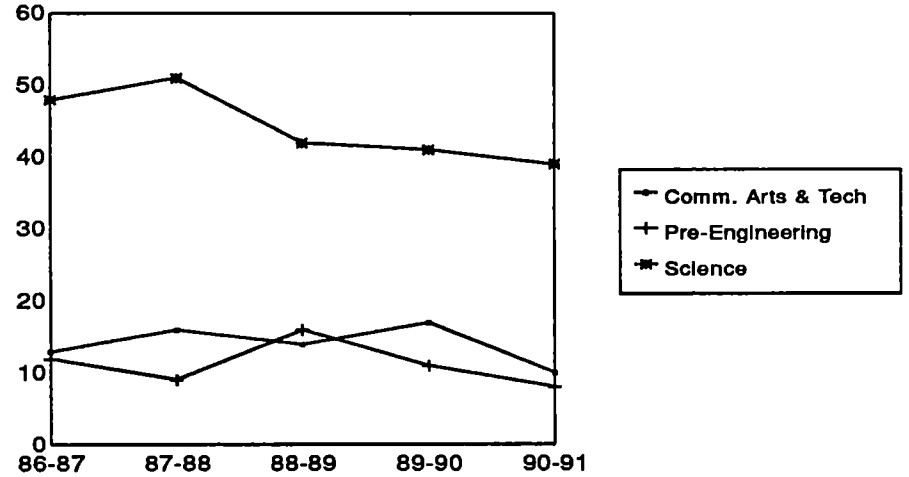
OAKLAND COMMUNITY COLLEGE  
Trends in Completions  
(1986-87 to 1990-91)

**Humanities and Science**


Disciplines with the Greatest Increases  
*In Degrees Awarded*




Disciplines with the Greatest Decreases  
*In Degrees Awarded*



Disciplines with the Greatest Increases  
*In Certificates Awarded*



Disciplines with the Greatest Decreases  
*In Certificates Awarded*

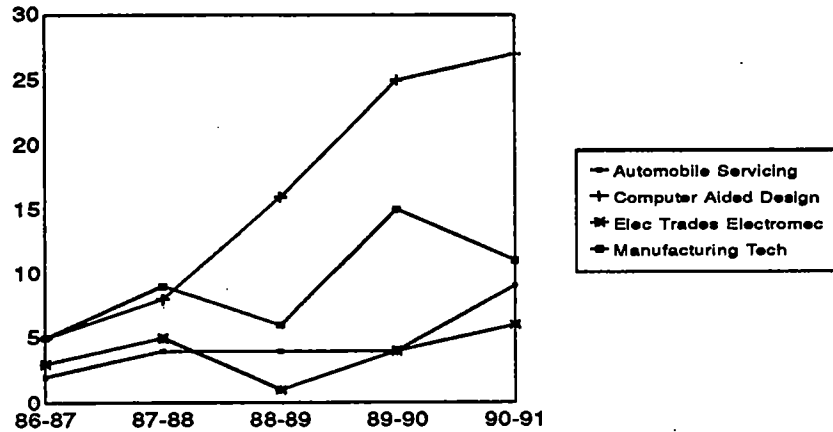


# OAKLAND COMMUNITY COLLEGE

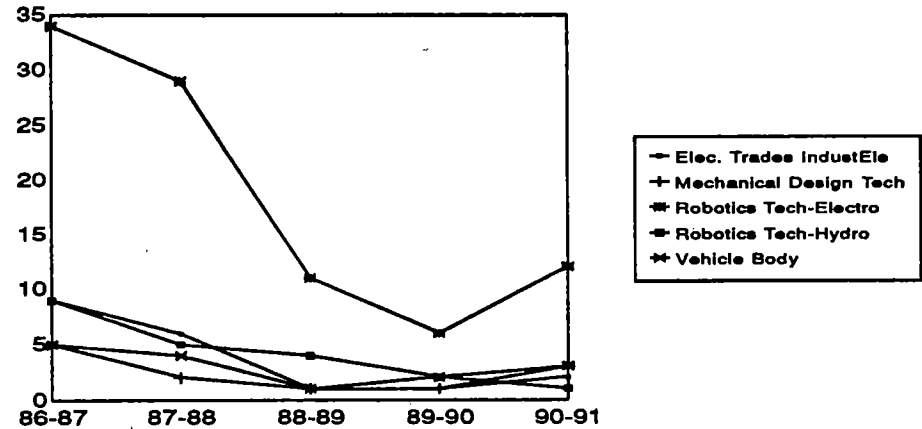
## Trends in Completions (1986-87 to 1990-91)

### Automotive Technologies

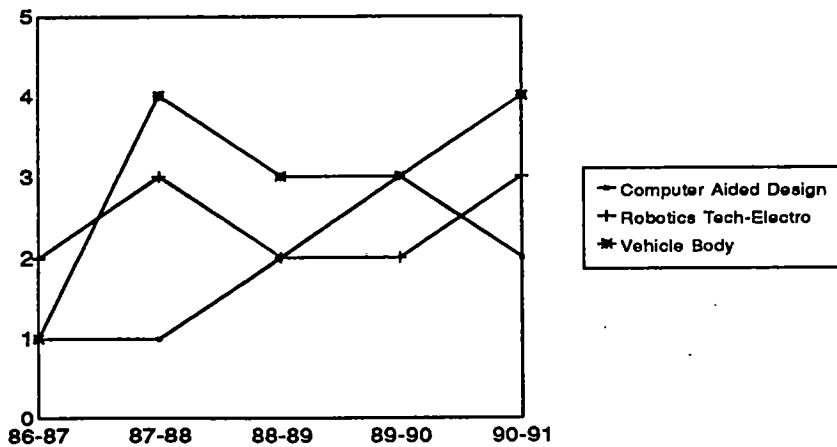
**Disciplines with the Greatest Increases  
In Degrees Awarded**



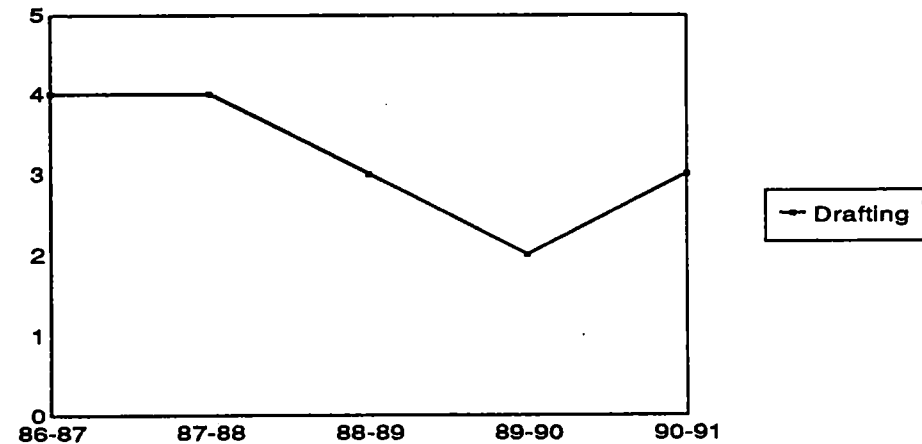
**Disciplines with the Greatest Decreases  
In Degrees Awarded**



**Disciplines with the Greatest Increases  
In Certificates Awarded**



**Disciplines with the Greatest Decreases  
In Certificates Awarded**

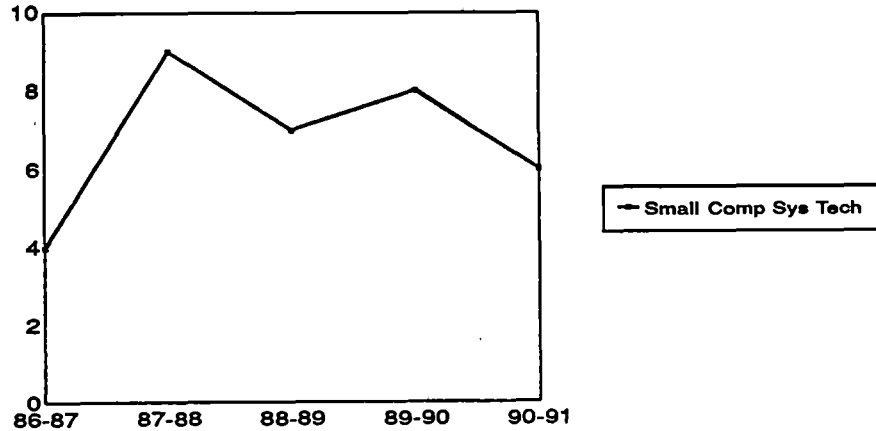


# OAKLAND COMMUNITY COLLEGE

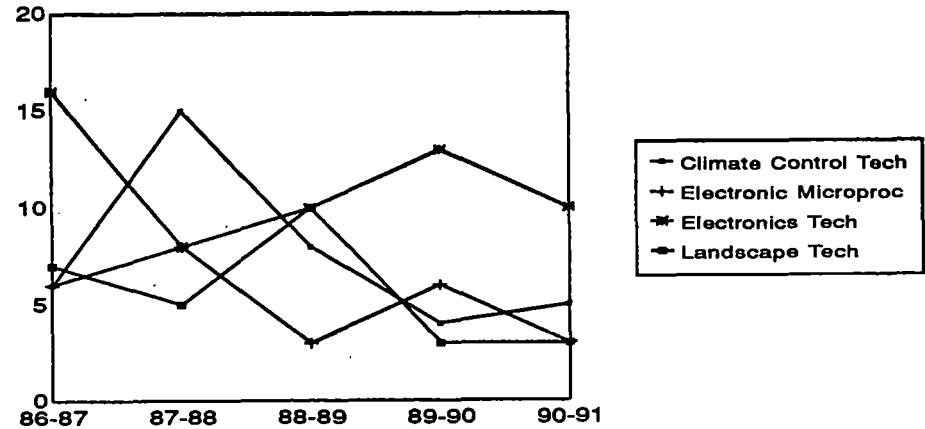
## Trends in Completions (1986-87 to 1990-91)

### Non-Automotive Technologies


**Disciplines with the Greatest Increases  
In Degrees Awarded**



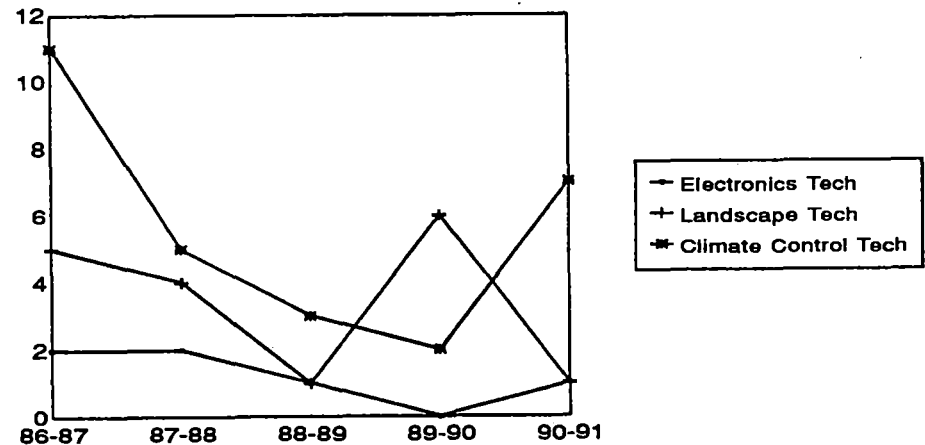
**Disciplines with the Greatest Decreases  
In Degrees Awarded**



**Disciplines with the Greatest Increases  
In Certificates Awarded**



**Disciplines with the Greatest Decreases  
In Certificates Awarded**

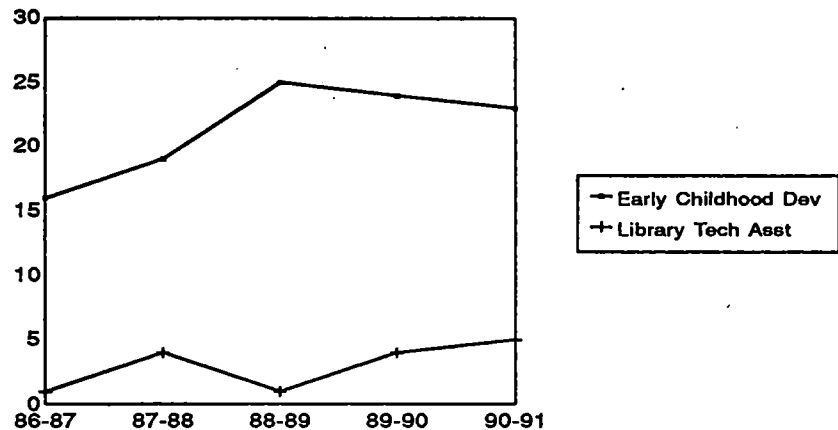


# OAKLAND COMMUNITY COLLEGE

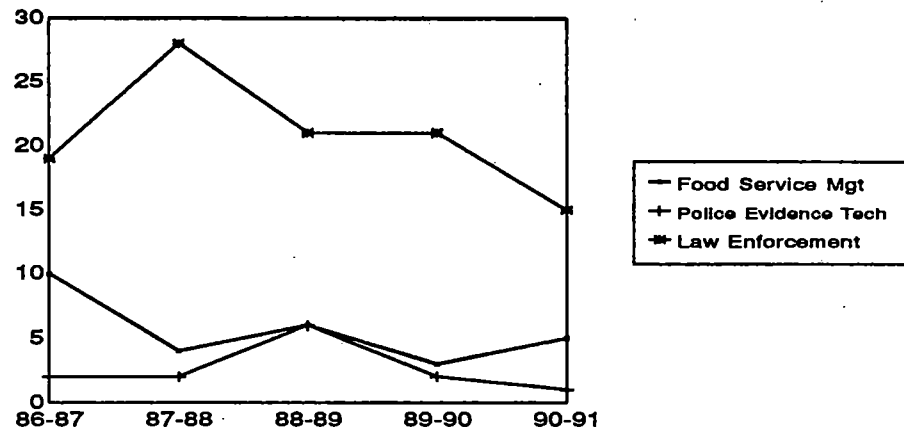
## Trends in Completions (1986-87 to 1990-91)

### Public Service

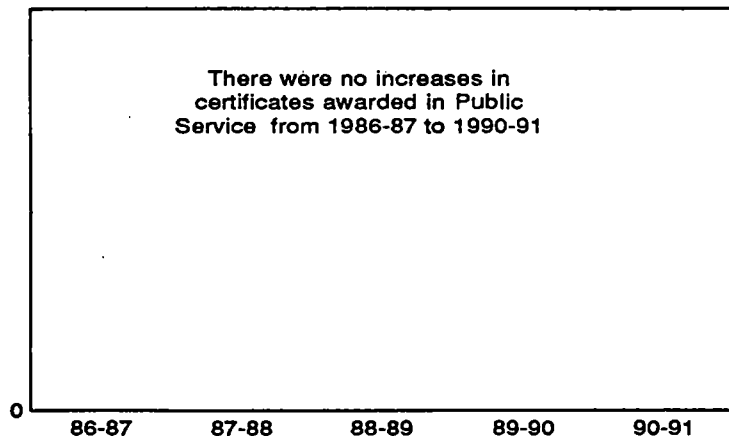
**Disciplines with the Greatest Increases  
In Degrees Awarded**



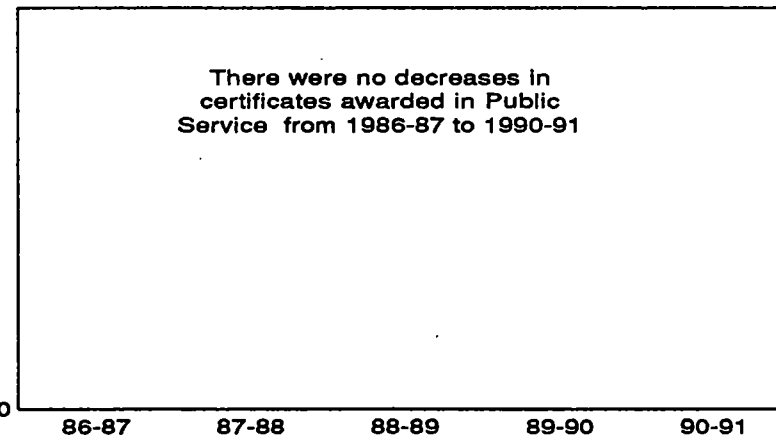
**Disciplines with the Greatest Decreases  
In Degrees Awarded**



**Disciplines with the Greatest Increases  
In Certificates Awarded**



**Disciplines with the Greatest Decreases  
In Certificates Awarded**



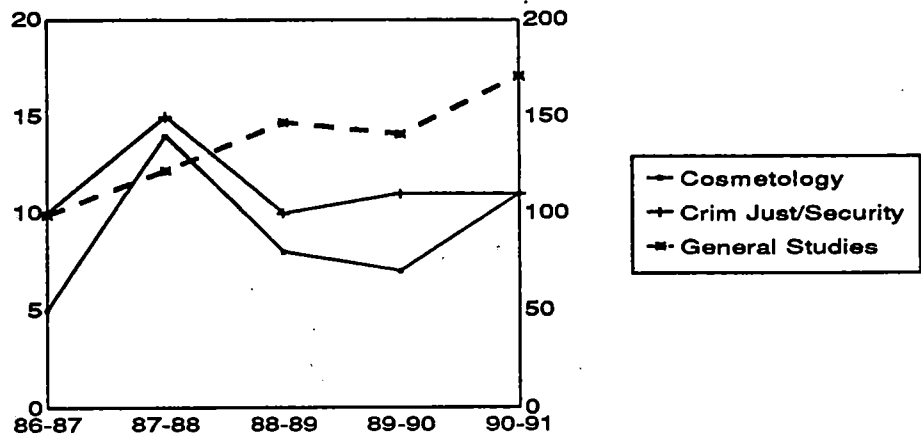


# OAKLAND COMMUNITY COLLEGE

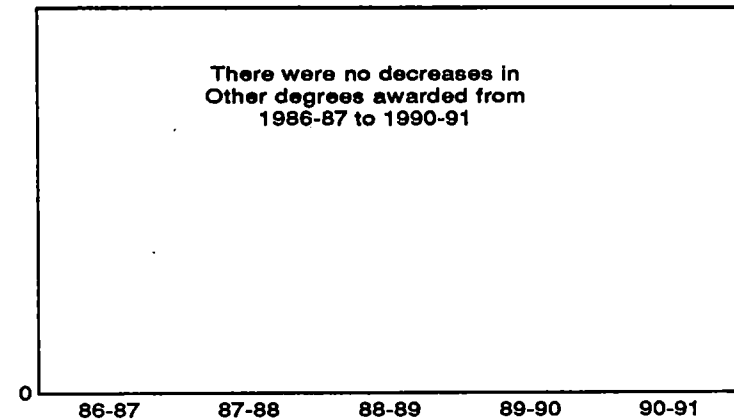
## Trends in Completions (1986-87 to 1990-91)

### Other

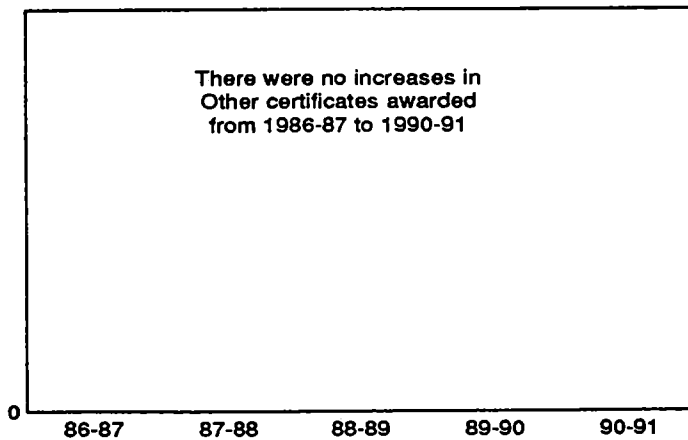
**Disciplines with the Greatest Increases  
In Degrees Awarded**



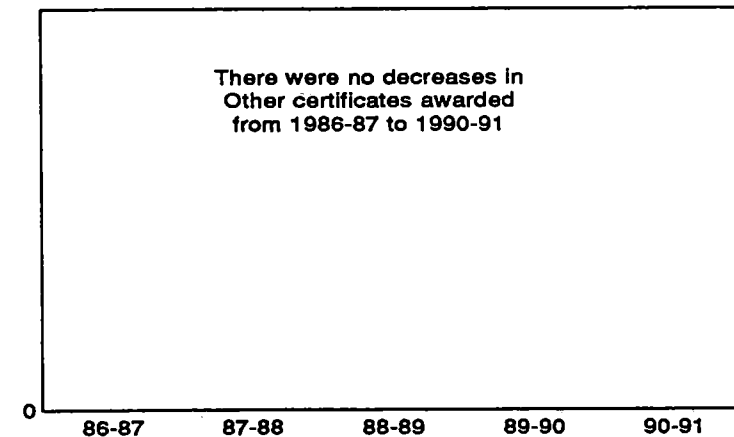
**Disciplines with the Greatest Decreases  
In Degrees Awarded**



**Disciplines with the Greatest Increases  
In Certificates Awarded**



**Disciplines with the Greatest Decreases  
In Certificates Awarded**



Note: Dotted lines are related to the Y-axis on the right

**OAKLAND COMMUNITY COLLEGE  
DEGREES AWARDED BY DISCIPLINE  
(1986-87 through 1990-91)**

Code	1986-87	% of Total	1987-88	% of Total	1988-89	% of Total	1989-90	% of Total	1990-91	% of Total	Percent Change	
											1989-90 to 1990-91	1986-87 to 1990-91
<b>ALLIED HEALTH</b>												
Dental Hygiene	29	9.0	28	9.2	29	10.1	29	12.5	29	9.7	0.0%	0.0%
Diagno. Med Sonography	20	6.2	17	5.6	22	7.6	0	0.0	26	8.7	-	30.0%
Emergency Med Tech	4	1.2	3	1.0	4	1.4	6	2.6	1	0.3	-83.3%	-75.0%
Exercise Science	9	2.8	3	1.0	4	1.4	4	1.7	1	0.3	-75.0%	-88.9%
Gerontology	6	1.9	4	1.3	9	3.1	3	1.3	5	1.7	66.7%	-16.7%
Health Care Admin.	5	1.6	8	2.6	8	2.8	6	2.6	4	1.3	-33.3%	-20.0%
Hospital Pharmacy Tech	2	0.6	0	0.0	1	0.3	2	0.9	1	0.3	-50.0%	-50.0%
Medical Assisting	11	3.4	7	2.3	6	2.1	1	0.4	11	3.7	1000.0%	0.0%
Medical Lab Technology	18	5.6	20	6.6	10	3.5	9	3.9	4	1.3	-55.6%	-77.8%
Medical Records Transcription	4	1.2	1	0.3	1	0.3	1	0.4	1	0.3	0.0%	-75.0%
Medical Secretarial	4	1.2	6	2.0	2	0.7	2	0.9	0	0.0	-100.0%	-100.0%
Mental Health/Social Work	91	28.3	84	27.7	70	24.3	81	34.9	88	29.5	8.6%	-3.3%
Nuclear Medicine Technology	1	0.3	3	1.0	1	0.3	2	0.9	1	0.3	-50.0%	0.0%
Nursing	104	32.4	99	32.7	113	39.2	85	36.6	112	37.6	31.8%	7.7%
Radiologic Tech	0	0.0	0	0.0	0	0.0	0	0.0	5	1.7	-	-
Respiratory Therapy	13	4.0	20	6.6	8	2.8	1	0.4	9	3.0	800.0%	-30.8%
<b>TOTAL Allied Health</b>	<b>321</b>	<b>100.0</b>	<b>303</b>	<b>100.0</b>	<b>288</b>	<b>100.0</b>	<b>232</b>	<b>100.0</b>	<b>298</b>	<b>100.0</b>	<b>28.4%</b>	<b>-7.2%</b>
<b>BUSINESS</b>												
Accounting	84	13.2	78	11.7	82	14.5	80	13.2	68	11.5	-15.0%	-19.0%
Alternate Energy Business	1	0.2	1	0.2	0	0.0	0	0.0	0	0.0	-	-100.0%
Assessment Administration	1	0.2	0	0.0	0	0.0	0	0.0	0	0.0	-	-100.0%
Business Administration	388	61.2	409	61.4	345	61.0	389	64.4	384	64.9	-1.3%	-1.0%

OAKLAND COMMUNITY COLLEGE  
DEGREES AWARDED BY DISCIPLINE  
(1986-87 through 1990-91)

Code	1986-87	% of Total	1987-88	% of Total	1988-89	% of Total	1989-90	% of Total	1990-91	% of Total	Percent Change	
											1989-90 to 1990-91	1986-87 to 1990-91
Computer Info Systems	0	0.0	0	0.0	0	0.0	0	0.0	2	0.3	-	-
Data Process Bus. Programming	44	6.9	44	6.6	31	5.5	34	5.6	21	3.5	-38.2%	-52.3%
Data Process Computer Science	10	1.6	12	1.8	5	0.9	2	0.3	5	0.8	150.0%	-50.0%
Data Process Sys. Analysis	11	1.7	14	2.1	17	3.0	11	1.8	15	2.5	36.4%	36.4%
Executive Secretarial	14	2.2	6	0.9	4	0.7	7	1.2	5	0.8	-28.6%	-64.3%
Hotel, Motel Mgmt	8	1.3	4	0.6	8	1.4	8	1.3	6	1.0	-25.0%	-25.0%
Industrial Secretary	3	0.5	2	0.3	2	0.4	1	0.2	1	0.2	0.0%	-66.7%
Industrial Supervision, Mgmt	0	0.0	2	0.3	2	0.4	0	0.0	1	0.2	-	-
Pre-International Commerce	1	0.2	1	0.2	0	0.0	0	0.0	1	0.2	-	0.0%
Legal Assisting	0	0.0	2	0.3	10	1.8	14	2.3	24	4.1	71.4%	-
Legal Secretarial	11	1.7	8	1.2	5	0.9	2	0.3	4	0.7	100.0%	-63.6%
Mgmt Dev-Business Mgmt	15	2.4	29	4.4	15	2.7	16	2.6	17	2.9	6.3%	13.3%
Mgmt Dev-Retail Fashn/Buying	3	0.5	5	0.8	1	0.2	5	0.8	3	0.5	-40.0%	0.0%
Mgmt Dev-Retail Management	3	0.5	3	0.5	3	0.5	2	0.3	4	0.7	100.0%	33.3%
Mgmt Dev- Office Admin.	9	1.4	11	1.7	9	1.6	8	1.3	6	1.0	-25.0%	-33.3%
Office Info Systems	0	0.0	5	0.8	11	1.9	14	2.3	23	3.9	64.3%	-
Word Processing/Text Editing	28	4.4	30	4.5	16	2.8	11	1.8	2	0.3	-81.8%	-92.9%
<b>TOTAL Business</b>	<b>634</b>	<b>100.0</b>	<b>666</b>	<b>100.0</b>	<b>566</b>	<b>100.0</b>	<b>604</b>	<b>100.0</b>	<b>592</b>	<b>100.0</b>	<b>-2.0%</b>	<b>-6.6%</b>
<b>COMMERCIAL AND FINE ART</b>												
CAT-Television Field Prod	2	2.9	2	3.8	0	0.0	0	0.0	2	3.7	-	0.0%
Audio-Visual Tech	2	2.9	2	3.8	2	4.4	1	1.7	2	3.7	100.0%	0.0%
Audiovisual Tech Photography	7	10.3	7	13.2	9	20.0	9	15.5	7	13.0	-22.2%	0.0%
Ceramic Technology	1	1.5	1	1.9	1	2.2	0	0.0	0	0.0	-	-100.0%
Culinary Arts	28	41.2	18	34.0	14	31.1	27	46.6	20	37.0	-25.9%	-28.6%

**OAKLAND COMMUNITY COLLEGE  
DEGREES AWARDED BY DISCIPLINE  
(1986-87 through 1990-91)**

Code	1986-87	% of Total	1987-88	% of Total	1988-89	% of Total	1989-90	% of Total	1990-91	% of Total	Percent Change	
											1989-90 to 1990-91	1986-87 to 1990-91
Graphics/Commercial Art	11	16.2	9	17.0	9	20.0	10	17.2	10	18.5	0.0%	-9.1%
Graphics & Comm Art Illus.	10	14.7	8	15.1	3	6.7	7	12.1	6	11.1	-14.3%	-40.0%
Liberal Art-Fine Arts(visual)	7	10.3	6	11.3	7	15.6	4	6.9	7	13.0	75.0%	0.0%
<b>TOTAL Comm/Fine Art</b>	<b>68</b>	<b>100.0</b>	<b>53</b>	<b>100.0</b>	<b>45</b>	<b>100.0</b>	<b>58</b>	<b>100.0</b>	<b>54</b>	<b>100.0</b>	<b>-6.9%</b>	<b>-20.6%</b>
<b>HUMANITIES AND SCIENCE</b>												
Communication Arts & Tech	13	2.4	16	2.6	14	2.0	17	2.5	10	1.5	-41.2%	-23.1%
Liberal Arts	477	86.7	546	87.8	616	89.5	611	89.9	611	91.5	0.0%	28.1%
Pre-Engineering	12	2.2	9	1.4	16	2.3	11	1.6	8	1.2	-27.3%	-33.3%
Science	48	8.7	51	8.2	42	6.1	41	6.0	39	5.8	-4.9%	-18.8%
<b>TOTAL Humanities &amp; Science</b>	<b>550</b>	<b>100.0</b>	<b>622</b>	<b>100.0</b>	<b>688</b>	<b>100.0</b>	<b>680</b>	<b>100.0</b>	<b>668</b>	<b>100.0</b>	<b>-1.8%</b>	<b>21.5%</b>
<b>AUTOMOTIVE TECHNOLOGIES</b>												
Automotive Tech Engineering	1	0.9	7	7.1	1	1.3	2	2.6	1	1.0	-50.0%	0.0%
Automotive Tech Retailing	1	0.9	1	1.0	1	1.3	1	1.3	1	1.0	0.0%	0.0%
Automobile Servicing	2	1.9	4	4.1	4	5.3	4	5.2	9	9.3	125.0%	350.0%
Computer Aided Design	5	4.7	8	8.2	16	21.3	25	32.5	27	27.8	8.0%	440.0%
Computer Integratd Manufact.	0	0.0	0	0.0	0	0.0	1	1.3	0	0.0	-100.0%	-
Diesel/Heavy Equipment	1	0.9	1	1.0	3	4.0	1	1.3	0	0.0	-100.0%	-100.0%
Electric. Trades Electromech.	3	2.8	5	5.1	1	1.3	4	5.2	6	6.2	50.0%	100.0%
Electric. Trades IndustElectr	9	8.4	6	6.1	1	1.3	1	1.3	2	2.1	100.0%	-77.8%
Industrial Technology	26	24.3	15	15.3	21	28.0	11	14.3	21	21.6	90.9%	-19.2%
Machine Tool Tech	0	0.0	0	0.0	1	1.3	1	1.3	0	0.0	-100.0%	-

**OAKLAND COMMUNITY COLLEGE  
DEGREES AWARDED BY DISCIPLINE  
(1986-87 through 1990-91)**

Code	1986-87	% of Total	1987-88	% of Total	1988-89	% of Total	1989-90	% of Total	1990-91	% of Total	Percent Change	
											1989-90 to 1990-91	1986-87 to 1990-91
Manufacturing Technology	5	4.7	9	9.2	6	8.0	15	19.5	11	11.3	-26.7%	120.0%
Mechanical Design Technology	5	4.7	2	2.0	1	1.3	1	1.3	3	3.1	200.0%	-40.0%
Mechanical Production Tech	0	0.0	0	0.0	3	4.0	0	0.0	0	0.0	-	-
Robotics Tech-Electro	34	31.8	29	29.6	11	14.7	6	7.8	12	12.4	100.0%	-64.7%
Robotics Tech-Hydro	9	8.4	5	5.1	4	5.3	2	2.6	1	1.0	-50.0%	-88.9%
Vehicle Body	5	4.7	4	4.1	1	1.3	2	2.6	3	3.1	50.0%	-40.0%
Welding/Fabrication Tech	1	0.9	2	2.0	0	0.0	0	0.0	0	0.0	-	-100.0%
<b>TOTAL Auto Technologies</b>	<b>107</b>	<b>100.0</b>	<b>98</b>	<b>100.0</b>	<b>75</b>	<b>100.0</b>	<b>77</b>	<b>100.0</b>	<b>97</b>	<b>100.0</b>	<b>26.0%</b>	<b>-9.3%</b>
<b>NON-AUTOMOTIVE TECHNOLOGIES</b>												
Alternative Energy Tech	1	2.2	2	3.5	1	2.2	0	0.0	0	0.0	-	-100.0%
Alternate Energy Management	0	0.0	3	5.3	0	0.0	1	2.3	0	0.0	-100.0%	-
Aviation Flight Tech	4	8.9	3	5.3	4	8.7	4	9.1	4	11.4	0.0%	0.0%
Aviation Management Option	1	2.2	3	5.3	0	0.0	4	9.1	1	2.9	-75.0%	0.0%
Climate Control Tech	6	13.3	15	26.3	8	17.4	4	9.1	5	14.3	25.0%	-16.7%
Computer Based Photo Tech	0	0.0	0	0.0	0	0.0	0	0.0	1	2.9	-	-
Electronic Microprocessing	6	13.3	8	14.0	3	6.5	6	13.6	3	8.6	-50.0%	-50.0%
Electronics Tech	16	35.6	8	14.0	10	21.7	13	29.5	10	28.6	-23.1%	-37.5%
Landscape Tech	7	15.6	5	8.8	10	21.7	3	6.8	3	8.6	0.0%	-57.1%
Microprocess Utiliz/Repair	0	0.0	0	0.0	0	0.0	0	0.0	1	2.9	-	-
Publication Technology	0	0.0	1	1.8	3	6.5	1	2.3	1	2.9	0.0%	-
Small Computer System Tech	4	8.9	9	15.8	7	15.2	8	18.2	6	17.1	-25.0%	50.0%
<b>TOTAL Non-Auto Technologies</b>	<b>45.0</b>	<b>100.0</b>	<b>57.0</b>	<b>100.0</b>	<b>46.0</b>	<b>100.0</b>	<b>44.0</b>	<b>100.0</b>	<b>35</b>	<b>100.0</b>	<b>-20.5%</b>	<b>-22.2%</b>

**OAKLAND COMMUNITY COLLEGE  
DEGREES AWARDED BY DISCIPLINE  
(1986-87 through 1990-91)**

Code	1986-87	% of Total	1987-88	% of Total	1988-89	% of Total	1989-90	% of Total	1990-91	% of Total	Percent Change	
											1989-90 to 1990-91	1986-87 to 1990-91
<b>PUBLIC SERVICES</b>												
Early Childhood Dev.	16	31.4	19	32.2	25	38.5	24	44.4	23	46.9	-4.2%	43.8%
Food Service Management	10	19.6	4	6.8	6	9.2	3	5.6	5	10.2	66.7%	-50.0%
Food Service/Dietary Mgmt	3	5.9	2	3.4	6	9.2	0	0.0	0	0.0	-	-100.0%
Library Technical Assistant	1	2.0	4	6.8	1	1.5	4	7.4	5	10.2	25.0%	400.0%
Police Evidence Technology	2	3.9	2	3.4	6	9.2	2	3.7	1	2.0	-50.0%	-50.0%
Law Enforcement	19	37.3	28	47.5	21	32.3	21	38.9	15	30.6	-28.6%	-21.1%
<b>TOTAL Public Svcs</b>	<b>51</b>	<b>100.0</b>	<b>59</b>	<b>100.0</b>	<b>65</b>	<b>100.0</b>	<b>54</b>	<b>100.0</b>	<b>49</b>	<b>100.0</b>	<b>-9.3%</b>	<b>-3.9%</b>
<b>OTHER</b>												
Conference & Court Reporting	2	1.7	1	0.6	1	0.6	1	0.6	0	0.0	-100.0%	-100.0%
Corrections Officer	1	0.9	2	1.3	1	0.6	3	1.8	1	0.5	-66.7%	0.0%
Cosmetology	5	4.3	14	9.1	8	4.8	7	4.3	11	5.6	57.1%	120.0%
Criminal Justice/Security	10	8.5	15	9.7	10	6.0	11	6.7	11	5.6	0.0%	10.0%
General Studies	99	84.6	122	79.2	147	87.5	141	86.5	171	87.7	21.3%	72.7%
Retail Security	0	0.0	0	0.0	1	0.6	0	0.0	0	0.0	-	-
Security and Risk Management	0	0.0	0	0.0	0	0.0	0	0.0	1	0.5	-	-
<b>TOTAL Other</b>	<b>117</b>	<b>100.0</b>	<b>154</b>	<b>100.0</b>	<b>168</b>	<b>100.0</b>	<b>163</b>	<b>100.0</b>	<b>195</b>	<b>100.0</b>	<b>19.6%</b>	<b>66.7%</b>
<b>TOTAL DEGREES</b>	<b>1,848</b>		<b>1,955</b>		<b>1,895</b>		<b>1,868</b>		<b>1,953</b>		<b>4.6%</b>	<b>5.7%</b>

OAKLAND COMMUNITY COLLEGE  
 CERTIFICATES AWARDED BY DISCIPLINE  
 (1986-87 through 1990-91)

Code	1986-87	% of Total	1987-88	% of Total	1988-89	% of Total	1989-90	% of Total	1990-91	% of Total	Percent Change	
											1989-90 to 1990-91	1986-87 to 1990-91
<b>ALLIED HEALTH</b>												
Dental Assisting	6	10.5	5	8.1	2	2.5	0	0.0	0	0.0	-	-100.0%
Gerontology	0	0.0	1	1.6	0	0.0	0	0.0	4	5.1	-	-
Health Care Admin.	4	7.0	2	3.2	3	3.8	4	28.6	4	5.1	0.0%	0.0%
Hospital Pharmacy Tech	2	3.5	3	4.8	3	3.8	3	21.4	3	3.8	0.0%	50.0%
Medical Records Transcription	0	0.0	1	1.6	0	0.0	0	0.0	1	1.3	-	-
Medical Secretarial	0	0.0	0	0.0	1	1.3	2	14.3	0	0.0	-100.0%	-
Practical Nursing Education	45	78.9	50	80.6	71	88.8	5	35.7	67	84.8	1240.0%	48.9%
<b>TOTAL Allied Health</b>	<b>57</b>	<b>100.0</b>	<b>62</b>	<b>100.0</b>	<b>80</b>	<b>100.0</b>	<b>14</b>	<b>100.0</b>	<b>79</b>	<b>100.0</b>	<b>464.3%</b>	<b>38.6%</b>
<b>BUSINESS</b>												
Accounting	6	28.6	6	42.9	5	35.7	11	55.0	10	40.0	-9.1%	66.7%
Assessment Administration	0	0.0	1	7.1	0	0.0	0	0.0	0	0.0	-	-
Executive Secretarial	4	19.0	0	0.0	0	0.0	1	5.0	0	0.0	-100.0%	-100.0%
Legal Assisting	0	0.0	4	28.6	3	21.4	3	15.0	7	28.0	133.3%	
Legal Secretarial	1	4.8	1	7.1	0	0.0	0	0.0	1	4.0	-	0.0%
Office Assistant	2	9.5	0	0.0	0	0.0	0	0.0	0	0.0	-	-100.0%
Office Info Systems	0	0.0	0	0.0	3	21.4	4	20.0	6	24.0	50.0%	-
Word Processing/Text Editing	8	38.1	2	14.3	3	21.4	1	5.0	1	4.0	0.0%	-87.5%
<b>TOTAL Business</b>	<b>21</b>	<b>100.0</b>	<b>14</b>	<b>100.0</b>	<b>14</b>	<b>100.0</b>	<b>20</b>	<b>100.0</b>	<b>25</b>	<b>100.0</b>	<b>25.0%</b>	<b>19.0%</b>
<b>COMMERCIAL AND FINE ART</b>												
Audio-Visual Tech	0	0.0	0	0.0	0	0.0	0	0.0	1	100.0	-	-
Audiovisual Tech Photography	1	33.3	2	66.7	0	0.0	2	100.0	0	0.0	-100.0%	-100.0%

OAKLAND COMMUNITY COLLEGE  
 CERTIFICATES AWARDED BY DISCIPLINE  
 (1986-87 through 1990-91)

Code	1986-87	% of Total	1987-88	% of Total	1988-89	% of Total	1989-90	% of Total	1990-91	% of Total	Percent Change	
											1989-90 to 1990-91	1986-87 to 1990-91
Graphics/Commercial Art	1	33.3	0	0.0	5	71.4	0	0.0	0	0.0	-	-100.0%
Graphics & Comm Art Illus.	1	33.3	1	33.3	2	28.6	0	0.0	0	0.0	-	-100.0%
<b>TOTAL Comm/Fine Art</b>	<b>3</b>	<b>100.0</b>	<b>3</b>	<b>100.0</b>	<b>7</b>	<b>100.0</b>	<b>2</b>	<b>100.0</b>	<b>1</b>	<b>100.0</b>	<b>-50.0%</b>	<b>-66.7%</b>
<b>AUTOMOTIVE TECHNOLOGIES</b>												
Automotive Tech Engineering	1	7.7	3	12.0	0	0.0	2	10.0	0	0.0	-100.0%	-100.0%
Automotive Tech Retailing	0	0.0	1	4.0	2	11.8	0	0.0	0	0.0	-	-
Automobile Servicing	1	7.7	5	20.0	3	17.6	4	20.0	1	6.3	-75.0%	0.0%
Computer Aided Design	1	7.7	1	4.0	2	11.8	3	15.0	2	12.5	-33.3%	100.0%
Diesel/Heavy Equipment	2	15.4	0	0.0	0	0.0	3	15.0	2	12.5	-33.3%	0.0%
Drafting	4	30.8	4	16.0	3	17.6	2	10.0	3	18.8	50.0%	-25.0%
Electric. Trades Electromech.	0	0.0	1	4.0	0	0.0	0	0.0	1	6.3	-	-
Machine Tool Tech	0	0.0	0	0.0	1	5.9	0	0.0	0	0.0	-	-
Mechanical Design Technology	1	7.7	2	8.0	0	0.0	1	5.0	0	0.0	-100.0%	-100.0%
Robotics Tech-Electro	2	15.4	3	12.0	2	11.8	2	10.0	3	18.8	50.0%	50.0%
Robotics Tech-Hydro	0	0.0	0	0.0	1	5.9	0	0.0	0	0.0	-	-
Vehicle Body	1	7.7	4	16.0	3	17.6	3	15.0	4	25.0	33.3%	300.0%
Welding/Fabrication Tech	0	0.0	1	4.0	0	0.0	0	0.0	0	0.0	-	-
<b>TOTAL Auto Technologies</b>	<b>13</b>	<b>100.0</b>	<b>25</b>	<b>100.0</b>	<b>17</b>	<b>100.0</b>	<b>20</b>	<b>100.0</b>	<b>16</b>	<b>100.0</b>	<b>-20.0%</b>	<b>23.1%</b>
<b>NON-AUTOMOTIVE TECHNOLOGIES</b>												
Computer Programmer Cert	0	0.0	0	0.0	0	0.0	0	0.0	1	9.1	-	-
Electronic Microprocessing	1	5.0	3	20.0	1	11.1	1	11.1	0	0.0	-100.0%	-100.0%
Electronics Tech	2	10.0	2	13.3	1	11.1	0	0.0	1	9.1	-	-50.0%
Exercise Science & Tech	1	5.0	0	0.0	3	33.3	0	0.0	1	9.1	-	-



OAKLAND COMMUNITY COLLEGE  
 CERTIFICATES AWARDED BY DISCIPLINE  
 (1986-87 through 1990-91)

Code	1986-87	% of Total	1987-88	% of Total	1988-89	% of Total	1989-90	% of Total	1990-91	% of Total	Percent Change	
											1989-90 to 1990-91	1986-87 to 1990-91
Landscape Tech	5	25.0	4	26.7	1	11.1	6	66.7	1	9.1	-83.3%	-80.0%
Publication Technology	0	0.0	1	6.7	0	0.0	0	0.0	0	0.0	-	-
Climate Control Tech	11	55.0	5	33.3	3	33.3	2	22.2	7	63.6	250.0%	-36.4%
<b>TOTAL Non-Auto Technologies</b>	<b>20</b>	<b>100.0</b>	<b>15</b>	<b>100.0</b>	<b>9</b>	<b>100.0</b>	<b>9</b>	<b>100.0</b>	<b>11</b>	<b>100.0</b>	<b>22.2%</b>	<b>-45.0%</b>
<b>PUBLIC SERVICES</b>												
Library Technical Assistant	0	0.0	0	-	0	0.0	0	-	1	100.0	-	-
Police Evidence Technology	1	50.0	0	-	1	33.3	0	-	0	0.0	-	-100.0%
Law Enforcement	1	50.0	0	-	2	66.7	0	-	0	0.0	-	-100.0%
<b>TOTAL Public Svcs</b>	<b>2</b>	<b>100.0</b>	<b>0</b>	<b>-</b>	<b>3</b>	<b>100.0</b>	<b>0</b>	<b>-</b>	<b>1</b>	<b>100.0</b>	<b>-</b>	<b>-50.0%</b>
<b>OTHER</b>												
Conference & Court Reporting	2	100.0	0	0.0	0	0.0	0	-	0	0.0	-	-100.0%
Corrections Officer	0	0.0	1	100.0	0	0.0	0	-	0	0.0	-	-
Criminal Justice/Security	0	0.0	0	0.0	0	0.0	0	-	1	100.0	-	-
Retail Security	0	0.0	0	0.0	1	100.0	0	-	0	0.0	-	-
<b>TOTAL Other</b>	<b>2</b>	<b>100.0</b>	<b>1</b>	<b>100.0</b>	<b>1</b>	<b>100.0</b>	<b>0</b>	<b>-</b>	<b>1</b>	<b>100.0</b>	<b>-</b>	<b>-50.0%</b>
<b>TOTAL CERTIFICATES</b>	<b>98</b>		<b>105</b>		<b>122</b>		<b>56</b>		<b>123</b>		<b>119.6%</b>	<b>25.5%</b>
<b>TOTAL</b>												
<b>DEGREES &amp; CERTIFICATES</b>	<b>1946</b>		<b>2060</b>		<b>2017</b>		<b>1924</b>		<b>2076</b>		<b>7.9%</b>	<b>6.7%</b>

Source: Office of Institutional Planning & Analysis

OAKLAND COMMUNITY COLLEGE  
INFORMATION AND TELECOMMUNICATIONS SYSTEMS

1

PROGRAM: SIS225

DEGREES FOR 1986-1987 THROUGH 1990-91

PROGRAM	YEAR																								
	1986-1987					1987-1988					1988-1989					1989-1990					1990-1991				
	CAMPUS					CAMPUS					CAMPUS					CAMPUS					CAMPUS				
	AH	HL	OR	SE	ALL	AH	HL	OR	SE	ALL	AH	HL	OR	SE	ALL	AH	HL	OR	SE	ALL	AH	HL	OR	SE	ALL
	NO.	NO.	NO.	NO.	NO.	NO.	NO.	NO.	NO.	NO.	NO.	NO.	NO.	NO.	NO.	NO.	NO.	NO.	NO.	NO.	NO.	NO.	NO.	NO.	NO.
ACCOUNTING	19	15	22	28	84	33	14	13	18	78	29	14	19	20	82	25	22	15	18	80	18	15	15	20	68
ALTERNATE ENERGIES TECHNOLOGY	1	.	.	.	1	2	.	.	.	2	1	.	.	.	1	.	.	.	.	.	.	.	.	.	.
ALTERNATE ENERGY-BUSINESS	1	.	.	.	1	1	.	.	.	1	.	.	.	.	.	.	.	.	.	.	.	.	.	.	.
ALTERNATE ENERGY-MANAGEMENT	.	.	.	.	.	3	.	.	.	3	.	.	.	.	.	1	.	.	.	.	1	.	.	.	.
ASSESSMENT ADMINISTRATION	1	.	.	.	1	.	.	.	.	.	.	.	.	.	.	.	.	.	.	.	.	.	.	.	.
AUDIO VISUAL TECHNOLOGY	1	.	1	.	2	1	.	1	.	2	.	.	.	2	2	.	.	1	.	.	1	.	.	2	.
AUDIOVISUAL TECHNOLOGY-PHOTOGRAPHY	.	.	4	3	7	.	.	5	2	7	.	.	8	1	9	1	.	7	1	9	2	.	4	1	7
AUTOMOBILE SERVICING	2	.	.	.	2	4	.	.	.	4	4	.	.	.	4	3	.	1	.	4	9	.	.	.	9
AUTOMOTIVE TECHNOLOGY-ENGINEERING	1	.	.	.	1	4	1	1	1	7	1	.	.	.	1	2	.	.	.	.	2	1	.	.	1
AUTOMOTIVE TECHNOLOGY-RETAILING	1	.	.	.	1	.	.	1	.	1	1	.	.	.	1	1	.	.	.	.	1	1	.	.	1
AVIATION FLIGHT TECHNOLOGY	.	3	1	.	4	.	2	1	.	3	1	3	.	.	4	.	4	.	.	.	4	.	4	.	4
AVIATION MANAGEMENT OPTION	.	1	.	.	1	.	2	.	1	3	.	.	.	.	.	1	2	.	1	.	4	.	1	.	1

(CONTINUED)

OAKLAND COMMUNITY COLLEGE  
INFORMATION AND TELECOMMUNICATIONS SYSTEMS

DEGREES FOR 1986-1987 THROUGH 1990-91

PROGRAM: SIS225

15NOV91 PROGRAM	YEAR																								
	1986-1987					1987-1988					1988-1989					1989-1990					1990-1991				
	CAMPUS					CAMPUS					CAMPUS					CAMPUS					CAMPUS				
	AH	HL	OR	SE	ALL	AH	HL	OR	SE	ALL	AH	HL	OR	SE	ALL	AH	HL	OR	SE	ALL	AH	HL	OR	SE	ALL
	NO.	NO.	NO.	NO.	NO.	NO.	NO.	NO.	NO.	NO.	NO.	NO.	NO.	NO.	NO.	NO.	NO.	NO.	NO.	NO.	NO.	NO.	NO.	NO.	NO.
BUSINESS ADMINISTRATION	91	60	129	108	388	109	61	130	109	409	86	51	120	88	345	108	70	108	103	389	96	60	111	117	384
CAT-TELEVISION FIELD PRODUCTION	.	.	2	.	2	.	.	2	.	2	.	.	.	.	.	.	.	.	.	.	.	.	1	1	2
CERAMIC TECHNOLOGY	.	.	1	.	1	.	.	.	1	1	.	.	.	1	1	.	.	.	.	.	.	.	.	.	.
CLIMATE CONTROL SYSTEMS TECHNOLOGY	5	1	.	.	6	15	.	.	.	15	8	.	.	.	8	3	1	.	.	4	3	1	1	.	5
COMMUNICATION ARTS & TECHNOLOGY	1	.	11	1	13	1	.	13	2	16	1	.	13	.	14	2	.	13	2	17	.	.	9	1	10
COMPUTER AIDED DESIGN TECHNOLOGY	4	1	.	.	5	7	.	1	.	8	15	.	1	.	16	22	1	.	2	25	23	.	3	1	27
COMPUTER BASED PHOTO TECHNOLOGY	.	.	.	.	.	.	.	.	.	.	.	.	.	.	.	.	.	.	.	.	.	.	1	.	1
COMPUTER INFORMATION SYSTEMS	.	.	.	.	.	.	.	.	.	.	.	.	.	.	.	.	.	.	.	.	1	.	1	.	2
COMPUTER INTEG MNFG-PLANT FACILIT	.	.	.	.	.	.	.	.	.	.	.	.	.	.	.	1	.	.	.	1	.	.	.	.	.
CONFERENCE AND COURT REPORTING	1	.	.	1	2	.	1	.	.	1	.	.	.	1	1	.	.	1	.	1	.	.	.	.	.
CORRECTIONS OFFICER	1	.	.	.	1	2	.	.	.	2	1	.	.	.	1	3	.	.	.	3	1	.	.	.	1
COSMETOLOGY	.	.	3	2	5	3	2	4	5	14	2	.	5	1	8	1	2	1	3	7	3	1	4	3	11

(CONTINUED)

OAKLAND COMMUNITY COLLEGE  
INFORMATION AND TELECOMMUNICATIONS SYSTEMS

DEGREES FOR 1986-1987 THROUGH 1990-91

PROGRAM: SIS225

PROGRAM	YEAR																								
	1986-1987					1987-1988					1988-1989					1989-1990					1990-1991				
	CAMPUS					CAMPUS					CAMPUS					CAMPUS					CAMPUS				
	AH	HL	OR	SE	ALL	AH	HL	OR	SE	ALL	AH	HL	OR	SE	ALL	AH	HL	OR	SE	ALL	AH	HL	OR	SE	ALL
	NO.	NO.	NO.	NO.	NO.	NO.	NO.	NO.	NO.	NO.	NO.	NO.	NO.	NO.	NO.	NO.	NO.	NO.	NO.	NO.	NO.	NO.	NO.	NO.	NO.
CRIMINAL JUSTICE/SECURITY PROGRAM	10	.	.	.	10	13	1	1	.	15	7	.	.	3	10	9	.	.	2	11	7	1	.	3	11
CULINARY ARTS	.	1	26	1	28	1	.	16	1	18	.	.	14	.	14	2	1	24	.	27	1	.	19	.	20
DATA PROCESS-BUSINESS PROGRAMMING	3	1	34	6	44	5	2	27	10	44	6	1	22	2	31	4	1	24	5	34	3	2	12	4	21
DATA PROCESSING - COMPUTER SCIENCE	.	.	8	2	10	1	1	9	1	12	2	.	3	.	5	.	.	2	.	2	1	1	2	1	5
DATA PROCESSING - SYSTEMS ANALYSIS	.	.	11	.	11	1	1	9	3	14	6	.	6	5	17	2	1	4	4	11	3	1	6	5	15
DENTAL HYGIENE	.	28	.	1	29	.	28	.	.	28	.	29	.	.	29	.	29	.	.	29	.	29	.	.	29
DIAGNOSTIC MEDICAL SONOGRAPHY	.	.	.	20	20	1	.	.	16	17	1	.	.	21	22	.	.	.	.	.	.	.	.	26	26
DIESEL TRUCK AND HEAVY EQUIPMENT	1	.	.	.	1	1	.	.	.	1	3	.	.	.	3	1	.	.	.	1	.	.	.	.	.
EARLY CHILDHOOD DEVELOPMENT	1	13	1	1	16	3	10	2	4	19	5	13	2	5	25	.	21	2	1	24	2	20	.	1	23
ELECTRICAL TRADE/ELECTRO-MECHANICS	2	.	.	1	3	3	.	.	2	5	1	.	.	.	1	2	.	1	1	4	6	.	.	.	6
ELECTRICAL TRADE/INDUST ELECTRONIC	7	.	1	1	9	4	.	1	1	6	1	.	.	.	1	1	.	.	.	1	2	.	.	.	2

(CONTINUED)

OAKLAND COMMUNITY COLLEGE  
INFORMATION AND TELECOMMUNICATIONS SYSTEMS

PROGRAM: SIS225

DEGREES FOR 1986-1987 THROUGH 1990-91

PROGRAM	YEAR																									
	1986-1987					1987-1988					1988-1989					1989-1990					1990-1991					
	CAMPUS					CAMPUS					CAMPUS					CAMPUS					CAMPUS					
	AH	HL	OR	SE	ALL	AH	HL	OR	SE	ALL	AH	HL	OR	SE	ALL	AH	HL	OR	SE	ALL	AH	HL	OR	SE	ALL	
	NO.	NO.	NO.	NO.	NO.	NO.	NO.	NO.	NO.	NO.	NO.	NO.	NO.	NO.	NO.	NO.	NO.	NO.	NO.	NO.	NO.	NO.	NO.	NO.	NO.	
15NOV91																										
ELECTRONIC COMPUTER MICROPROCESSOR	4	1	1	.	6	7	.	1	.	8	3	.	.	.	3	5	.	1	.	6	3	.	.	.	.	3
ELECTRONICS TECHNOLOGY	15	1	.	.	16	8	.	.	.	8	7	1	1	1	10	10	1	1	1	13	9	.	.	1	10	
EMERGENCY MEDICAL TECHNOLOGY	4	.	.	.	4	2	.	1	.	3	2	1	1	.	4	5	1	.	.	6	1	.	.	.	1	
EXECUTIVE SECRETARIAL	3	5	1	5	14	3	.	1	2	6	1	1	2	.	4	3	.	.	4	7	1	1	.	3	5	
EXERCISE SCIENCE & TECHNOLOGY	.	9	.	.	9	.	3	.	.	3	.	4	.	.	4	.	2	1	1	4	.	1	.	.	1	
FOOD SERVICE MGT- DIETARYMANAGEMENT	.	.	3	.	3	.	.	2	.	2	.	.	6	.	6	.	.	.	.	.	.	.	.	.	.	
FOODSERVICE MANAGEMENT	.	.	10	.	10	.	.	3	1	4	.	.	6	.	6	.	.	3	.	3	.	.	4	1	5	
GENERAL STUDIES	31	17	19	32	99	33	18	30	41	122	45	24	28	50	147	44	18	35	44	141	51	26	43	51	171	
GERONTOLOGY	1	1	.	4	6	.	1	.	3	4	1	1	1	6	9	1	1	.	1	3	.	.	1	4	5	
GRAPH & COMM ART- ADVERTISING DES	1	.	10	.	11	.	.	9	.	9	.	1	7	1	9	.	.	10	.	10	3	.	7	.	10	
GRAPHIC & COMM ART-ILLUSTRATION	1	.	9	.	10	.	.	8	.	8	.	.	3	.	3	.	.	7	.	7	.	.	6	.	6	
HEALTH CARE ADMINISTRATION	1	.	.	4	5	2	.	2	4	8	1	.	3	4	8	2	.	.	4	6	1	1	.	2	4	
HOSPITAL PHARMACY TECHNOLOGY	.	.	.	2	2	.	.	.	.	.	1	.	.	.	1	.	.	1	1	2	.	.	1	.	1	

(CONTINUED)

OAKLAND COMMUNITY COLLEGE  
INFORMATION AND TELECOMMUNICATIONS SYSTEMS

5

DEGREES FOR 1986-1987 THROUGH 1990-91

PROGRAM: SIS225

15NOV91 PROGRAM	YEAR																								
	1986-1987					1987-1988					1988-1989					1989-1990					1990-1991				
	CAMPUS					CAMPUS					CAMPUS					CAMPUS					CAMPUS				
	AH	HL	OR	SE	ALL	AH	HL	OR	SE	ALL	AH	HL	OR	SE	ALL	AH	HL	OR	SE	ALL	AH	HL	OR	SE	ALL
	NO.	NO.	NO.	NO.	NO.	NO.	NO.	NO.	NO.	NO.	NO.	NO.	NO.	NO.	NO.	NO.	NO.	NO.	NO.	NO.	NO.	NO.	NO.	NO.	NO.
HOTEL, HOTEL MANAGEMENT	.	1	7	.	8	.	.	4	.	4	1	.	7	.	8	.	.	8	.	8	.	.	6	.	6
INDUSTRIAL SECRETARY	3	.	.	.	3	2	.	.	.	2	2	.	.	.	2	1	.	.	.	1	1	.	.	.	1
INDUSTRIAL SUPERVISION/MGT	.	.	.	.	.	2	.	.	.	2	2	.	.	.	2	.	.	.	.	.	1	.	.	.	1
INDUSTRIAL TECHNOLOGY	26	.	.	.	26	15	.	.	.	15	20	.	1	.	21	11	.	.	.	11	20	1	.	.	21
LANDSCAPE TECHNOLOGY	6	.	1	.	7	4	.	1	.	5	9	.	.	1	10	3	.	.	.	3	2	1	.	.	3
LAW ENFORCEMENT	15	2	1	1	19	20	1	3	4	28	16	1	1	3	21	18	1	2	.	21	15	.	.	.	15
LEGAL ASSISTANT	.	.	.	.	.	1	.	.	1	2	2	3	3	2	10	.	5	8	1	14	3	1	13	7	24
LEGAL SECRETARIAL	3	4	4	.	11	5	1	1	1	8	1	.	3	1	5	1	.	.	1	2	1	1	.	2	4
LIBERAL ARTS	127	63	188	99	477	161	59	201	125	546	155	89	232	140	616	155	78	238	140	611	151	100	226	134	611
LIBERAL ARTS-FINE ARTS (VISUAL)	1	2	2	2	7	2	1	1	2	6	1	.	4	2	7	1	.	1	2	4	2	.	3	2	7
LIBRARY TECHNICAL ASSISTANT	.	.	1	.	1	2	.	1	1	4	.	.	1	.	1	2	.	2	.	4	3	.	2	.	5
MACHINE TOOL TECHNOLOGY	.	.	.	.	.	.	.	.	.	.	1	.	.	.	1	.	.	.	1	1	.	.	.	.	.
MANUFACTURING TECHNOLOGY	5	.	.	.	5	9	.	.	.	9	6	.	.	.	6	15	.	.	.	15	11	.	.	.	11
MECHANICAL DESIGN TECHNOLOGY	4	1	.	.	5	1	.	1	.	2	1	.	.	.	1	1	.	.	.	1	3	.	.	.	3

(CONTINUED)

OAKLAND COMMUNITY COLLEGE  
INFORMATION AND TELECOMMUNICATIONS SYSTEMS

6

PROGRAM: SIS225

DEGREES FOR 1986-1987 THROUGH 1990-91

15NOV91 PROGRAM	YEAR																								
	1986-1987					1987-1988					1988-1989					1989-1990					1990-1991				
	CAMPUS					CAMPUS					CAMPUS					CAMPUS					CAMPUS				
	AH	HL	OR	SE	ALL	AH	HL	OR	SE	ALL	AH	HL	OR	SE	ALL	AH	HL	OR	SE	ALL	AH	HL	OR	SE	ALL
	NO.	NO.	NO.	NO.	NO.	NO.	NO.	NO.	NO.	NO.	NO.	NO.	NO.	NO.	NO.	NO.	NO.	NO.	NO.	NO.	NO.	NO.	NO.	NO.	NO.
MECHANICAL PRODUCTION TECHNOLOGY	.	.	.	.	.	.	.	.	.	.	3	.	.	.	3	.	.	.	.	.	.	.	.	.	.
MEDICAL ASSISTING	.	10	1	.	11	.	6	1	.	7	.	6	.	.	6	.	1	.	.	1	.	11	.	.	11
MEDICAL LABORATORY TECHNOLOGY	.	17	.	1	18	.	19	.	1	20	.	9	.	1	10	.	8	.	1	9	1	3	.	.	4
MEDICAL RECORDS TRANSCRIPTIONIST	1	1	1	1	4	.	.	1	.	1	.	.	1	.	1	.	.	.	1	1	1	1	.	.	1
MEDICAL SECRETARIAL	1	1	1	1	4	1	1	1	1	3	6	2	.	.	2	1	.	.	1	2	.	.	.	.	.
MENTAL HEALTH/SOCIAL WORK	55	12	14	10	91	52	10	15	7	84	44	5	12	9	70	52	7	7	15	81	50	17	10	11	88
MGT DEV - BUSINESS MANAGEMENT	3	.	11	1	15	4	2	20	3	29	2	1	8	4	15	4	2	8	2	16	4	3	8	2	17
MGT DEV - RETAIL FASHION & BUYING	.	.	3	.	3	.	.	4	1	5	.	.	.	1	1	.	2	3	.	5	.	.	2	1	3
MGT DEV - RETAIL MANAGEMENT	.	1	2	.	3	.	.	3	.	3	.	.	2	1	3	.	.	2	.	2	1	1	2	.	4
MGT DEV-OFFICE ADMINISTRATION	3	1	3	2	9	5	2	3	1	11	1	2	4	2	9	1	1	5	1	8	.	.	3	3	6
MICROPROCESSOR UTILIZATION/REPAIR	.	.	.	.	.	.	.	.	.	.	.	.	.	.	.	.	.	.	.	.	1	.	.	.	1

(CONTINUED)

OAKLAND COMMUNITY COLLEGE  
INFORMATION AND TELECOMMUNICATIONS SYSTEMS

7

PROGRAM: SIS225

DEGREES FOR 1986-1987 THROUGH 1990-91

15NOV91 PROGRAM	YEAR																									
	1986-1987					1987-1988					1988-1989					1989-1990					1990-1991					
	CAMPUS					CAMPUS					CAMPUS					CAMPUS					CAMPUS					
	AH	HL	OR	SE	ALL	AH	HL	OR	SE	ALL	AH	HL	OR	SE	ALL	AH	HL	OR	SE	ALL	AH	HL	OR	SE	ALL	
	NO.	NO.	NO.	NO.	NO.	NO.	NO.	NO.	NO.	NO.	NO.	NO.	NO.	NO.	NO.	NO.	NO.	NO.	NO.	NO.	NO.	NO.	NO.	NO.	NO.	
NUCLEAR MEDICINE TECHNOLOGY	1	.	.	.	1	.	.	.	3	3	.	.	.	1	1	.	1	.	1	1	2	1	.	.	.	1
NURSING	3	100	.	1	104	1	96	2	.	99	.	112	1	.	113	.	83	.	2	85	.	112	.	.	.	112
OFFICE INFORMATION SYSTEMS	.	.	.	.	.	1	2	1	1	5	2	6	1	2	11	5	4	3	2	14	7	6	3	7	23	
POLICE EVIDENCE TECHNOLOGY	2	.	.	.	2	1	.	.	1	2	6	.	.	.	6	1	1	.	.	2	1	.	.	.	.	1
PRE-ENGINEERING	4	1	3	4	12	3	2	1	3	9	7	.	8	1	16	4	3	3	1	11	6	.	1	1	8	
PRE-INTERNATIONAL COMMERCE	.	1	.	.	1	.	.	1	.	1	.	.	.	.	.	.	.	.	.	.	.	.	.	.	1	1
PUBLICATION PRODUCTION TECHNOLOGY	.	.	.	.	.	.	1	.	.	1	.	2	1	.	3	.	1	.	.	1	.	1	.	.	.	1
RADIOLOGIC TECHNOLOGY	.	.	.	.	.	.	.	.	.	.	.	.	.	.	.	.	.	.	.	.	1	.	.	.	4	5
RESPIRATORY THERAPY	.	.	.	13	13	.	4	.	16	20	1	3	.	4	8	.	.	.	1	1	.	.	.	.	9	9
RETAIL SECURITY	.	.	.	.	.	.	.	.	.	.	1	.	.	.	1	.	.	.	.	.	.	.	.	.	.	.
ROBOTICS TECHNOLOGY-ELECTRO	32	1	1	.	34	27	.	.	2	29	11	.	.	.	11	6	.	.	.	6	9	.	1	2	12	
ROBOTICS TECHNOLOGY-HYDRO	9	.	.	.	9	4	.	1	.	5	3	.	1	.	4	2	.	.	.	2	1	.	.	.	1	
SCIENCE	17	7	11	13	48	16	8	17	10	51	11	5	19	7	42	13	3	13	12	41	18	6	7	8	39	

(CONTINUED)



OAKLAND COMMUNITY COLLEGE  
INFORMATION AND TELECOMMUNICATIONS SYSTEMS

PROGRAM: SIS225

DEGREES FOR 1986-1987 THROUGH 1990-91

15NOV91	YEAR																										
	1986-1987					1987-1988					1988-1989					1989-1990					1990-1991						
	CAMPUS					CAMPUS					CAMPUS					CAMPUS					CAMPUS						
	AH	HL	OR	SE	ALL	AH	HL	OR	SE	ALL	AH	HL	OR	SE	ALL	AH	HL	OR	SE	ALL	AH	HL	OR	SE	ALL		
NO.	NO.	NO.	NO.	NO.	NO.	NO.	NO.	NO.	NO.	NO.	NO.	NO.	NO.	NO.	NO.	NO.	NO.	NO.	NO.	NO.	NO.	NO.	NO.	NO.			
PROGRAM																											
SECURITY AND RISK MANAGEMENT	.	.	.	.	.	.	.	.	.	.	.	.	.	.	.	.	.	.	.	.	.	1	.	.	.	.	1
SMALL COMPUTER SYSTEM TECHNOLOGY	.	.	3	1	4	2	.	7	.	9	1	.	5	1	7	3	.	5	.	8	2	.	4	.	6		
VEHICLE BODY TECHNOLOGY	5	.	.	.	5	3	.	.	1	4	1	.	.	.	1	2	.	.	.	2	2	.	1	.	3		
WELDING AND FABRICATING TECHNOLOGY	.	.	1	.	1	2	.	.	.	2	.	.	.	.	.	.	.	.	.	.	.	.	.	.	.		
WORD PROCESSING AND TEXT EDITING	8	5	6	9	28	16	5	3	6	30	6	3	1	6	16	7	1	.	3	11	1	.	.	1	2		
TOTAL	549	389	573	382	1893	635	368	588	421	2012	562	391	587	401	1941	574	380	571	387	1912	573	429	545	441	1988		

OAKLAND COMMUNITY COLLEGE  
INFORMATION AND TELECOMMUNICATIONS SYSTEMS

9

TOTAL CERTIFICATES FOR 1986-87 THROUGH 1990-91

PROGRAM: SIS225

15NOV91 PROGRAM	YEAR																								
	1986-1987					1987-1988					1988-1989					1989-1990					1990-1991				
	CAMPUS					CAMPUS					CAMPUS					CAMPUS					CAMPUS				
	AH	HL	OR	SE	ALL	AH	HL	OR	SE	ALL	AH	HL	OR	SE	ALL	AH	HL	OR	SE	ALL	AH	HL	OR	SE	ALL
	NO.	NO.	NO.	NO.	NO.	NO.	NO.	NO.	NO.	NO.	NO.	NO.	NO.	NO.	NO.	NO.	NO.	NO.	NO.	NO.	NO.	NO.	NO.	NO.	NO.
ACCOUNTING	1	2	1	2	6	2	.	1	3	6	2	1	.	2	5	5	3	.	3	11	6	1	2	1	10
ASSESSMENT ADMINISTRATION CERT	.	.	.	.	.	1	.	.	.	1	.	.	.	.	.	.	.	.	.	.	.	.	.	.	.
AUDIO VISUAL TECHNOLOGY	.	.	.	.	.	.	.	.	.	.	.	.	.	.	.	.	.	.	.	.	.	1	.	.	1
AUDIOVISUAL TECHNOLOGY- PHOTOGRAPHY	.	.	.	1	1	.	.	.	2	2	.	.	.	.	.	2	.	.	.	2	.	.	.	.	.
AUTOMOBILE SERVICING	1	.	.	.	1	4	.	.	1	5	3	.	.	.	3	4	.	.	.	4	1	.	.	.	1
AUTOMOTIVE TECHNOLOGY- ENGINEERING	1	.	.	.	1	1	.	2	.	3	.	.	.	.	.	2	.	.	.	2	.	.	.	.	.
AUTOMOTIVE TECHNOLOGY- RETAILING	.	.	.	.	.	1	.	.	.	1	2	.	.	.	2	.	.	.	.	.	.	.	.	.	.
CLIMATE CONTROL SYSTEMS TECHNOLOGY	11	.	.	.	11	3	.	1	1	5	2	1	.	.	3	2	.	.	.	2	5	1	.	1	7
COMPUTER AIDED DESIGN TECHNOLOGY	1	.	.	.	1	1	.	.	.	1	2	.	.	.	2	3	.	.	.	3	2	.	.	.	2
COMPUTER PROGRAMMER CERTIFICATE	.	.	.	.	.	.	.	.	.	.	.	.	.	.	.	.	.	.	.	.	.	.	1	.	1
CONFERENCE AND COURT REPORTING	1	.	.	1	2	.	.	.	.	.	.	.	.	.	.	.	.	.	.	.	.	.	.	.	.

(CONTINUED)

OAKLAND COMMUNITY COLLEGE  
INFORMATION AND TELECOMMUNICATIONS SYSTEMS

TOTAL CERTIFICATES FOR 1986-87 THROUGH 1990-91

PROGRAM: SIS225

15NOV91 PROGRAM	YEAR																								
	1986-1987					1987-1988					1988-1989					1989-1990					1990-1991				
	CAMPUS					CAMPUS					CAMPUS					CAMPUS					CAMPUS				
	AH	HL	OR	SE	ALL	AH	HL	OR	SE	ALL	AH	HL	OR	SE	ALL	AH	HL	OR	SE	ALL	AH	HL	OR	SE	ALL
	NO.	NO.	NO.	NO.	NO.	NO.	NO.	NO.	NO.	NO.	NO.	NO.	NO.	NO.	NO.	NO.	NO.	NO.	NO.	NO.	NO.	NO.	NO.	NO.	NO.
CORRECTIONS OFFICER	.	.	.	.	1	.	.	.	.	1	.	.	.	.	.	.	.	.	.	.	.	.	.	.	.
CRIMINAL JUSTICE/SECURITY PROGRAM	.	.	.	.	.	.	.	.	.	.	.	.	.	.	.	.	.	.	.	.	1	.	.	.	1
DENTAL ASSISTING	.	6	.	.	6	2	3	.	.	5	.	2	.	.	2	.	.	.	.	.	.	.	.	.	.
DIESEL TRUCK AND HEAVY EQUIPMENT	2	.	.	.	2	.	.	.	.	.	.	.	.	.	.	.	3	.	.	.	3	2	.	.	.
DRAFTING	3	.	1	.	4	3	.	.	1	4	3	.	.	.	3	2	.	.	.	.	2	2	.	1	.
ELECTRICAL TRADE/ELECTRO-MECHANICS	.	.	.	.	.	1	.	.	.	1	.	.	.	.	.	.	.	.	.	.	.	1	.	.	.
ELECTRONIC COMPUTER MICROPROCESSOR	1	.	.	.	1	3	.	.	.	3	1	.	.	.	1	1	.	.	.	.	1	.	.	.	.
ELECTRONICS TECHNOLOGY	2	.	.	.	2	2	.	.	.	2	1	.	.	.	1	.	.	.	.	.	.	1	.	.	.
EXECUTIVE SECRETARIAL	1	.	1	2	4	.	.	.	.	.	.	.	.	.	.	.	.	.	.	1	1	.	.	.	.
EXERCISE SCIENCE & TECHNOLOGY	.	1	.	.	1	.	.	.	.	.	.	3	.	.	3	.	.	.	.	.	.	.	1	.	.
GERONTOLOGY	.	.	.	.	.	.	1	.	.	1	.	.	.	.	.	.	.	.	.	.	.	.	.	.	4
GRAPH & COMM ART-ADVERTISING DES	.	.	1	.	1	.	.	.	.	.	.	2	2	1	5	.	.	.	.	.	.	.	.	.	.
GRAPHIC & COMM ART-ILLUSTRATION	.	.	1	.	1	.	.	1	.	1	.	1	1	.	2	.	.	.	.	.	.	.	.	.	.

(CONTINUED)

OAKLAND COMMUNITY COLLEGE  
INFORMATION AND TELECOMMUNICATIONS SYSTEMS

11

PROGRAM: SIS225

TOTAL CERTIFICATES FOR 1986-87 THROUGH 1990-91

15NOV91 PROGRAM	YEAR																								
	1986-1987					1987-1988					1988-1989					1989-1990					1990-1991				
	CAMPUS					CAMPUS					CAMPUS					CAMPUS					CAMPUS				
	AH	HL	OR	SE	ALL	AH	HL	OR	SE	ALL	AH	HL	OR	SE	ALL	AH	HL	OR	SE	ALL	AH	HL	OR	SE	ALL
	NO.	NO.	NO.	NO.	NO.	NO.	NO.	NO.	NO.	NO.	NO.	NO.	NO.	NO.	NO.	NO.	NO.	NO.	NO.	NO.	NO.	NO.	NO.	NO.	NO.
HEALTH CARE ADMINISTRATION	1	.	1	2	4	.	.	1	1	2	1	.	.	2	3	.	.	.	4	4	.	1	.	3	4
HOSPITAL PHARMACY TECHNOLOGY	1	.	1	.	2	.	.	.	3	3	.	.	.	3	3	.	.	.	3	3	1	.	.	2	3
LANDSCAPE TECHNOLOGY	5	.	.	.	5	3	.	1	.	4	1	.	.	.	1	6	.	.	.	6	1	.	.	.	1
LAW ENFORCEMENT	1	.	.	.	1	.	.	.	.	.	2	.	.	.	2	.	.	.	.	.	.	.	.	.	.
LEGAL ASSISTANT	.	.	.	.	.	1	.	2	1	4	.	.	3	.	3	.	1	1	1	3	1	.	5	1	7
LEGAL SECRETARIAL	1	.	.	.	1	1	.	.	.	1	.	.	.	.	.	.	.	.	.	.	.	.	.	.	1
LIBRARY TECHNICAL ASSISTANT	.	.	.	.	.	.	.	.	.	.	.	.	.	.	.	.	.	.	.	.	.	1	.	.	1
MACHINE TOOL TECHNOLOGY	.	.	.	.	.	.	.	.	.	.	1	.	.	.	1	.	.	.	.	.	.	.	.	.	.
MECHANICAL DESIGN TECHNOLOGY	1	.	.	.	1	2	.	.	.	2	.	.	.	.	.	1	.	.	.	1	.	.	.	.	.
MEDICAL RECORDS TRANSCRIPTIONIST	.	.	.	.	.	.	.	.	1	1	.	.	.	.	.	.	.	.	.	.	.	1	.	.	1
MEDICAL SECRETARIAL	.	.	.	.	.	.	.	.	.	.	.	.	1	1	2	.	.	.	2	.	.	.	.	.	.
OFFICE ASSISTANT	1	.	.	1	2	.	.	.	.	.	.	.	.	.	.	.	.	.	.	.	.	.	.	.	.
OFFICE INFORMATION SYSTEMS	.	.	.	.	.	.	.	.	.	.	1	.	2	3	1	1	1	2	4	3	1	.	2	6	6
POLICE EVIDENCE TECHNOLOGY	.	1	.	.	1	.	.	.	.	.	.	.	1	1	.	.	.	.	.	.	.	.	.	.	.

(CONTINUED)

OAKLAND COMMUNITY COLLEGE  
INFORMATION AND TELECOMMUNICATIONS SYSTEMS

12

TOTAL CERTIFICATES FOR 1986-87 THROUGH 1990-91

PROGRAM: SIS225

15NOV91 PROGRAM	YEAR																								
	1986-1987					1987-1988					1988-1989					1989-1990					1990-1991				
	CAMPUS					CAMPUS					CAMPUS					CAMPUS					CAMPUS				
	AH	HL	OR	SE	ALL	AH	HL	OR	SE	ALL	AH	HL	OR	SE	ALL	AH	HL	OR	SE	ALL	AH	HL	OR	SE	ALL
	NO.	NO.	NO.	NO.	NO.	NO.	NO.	NO.	NO.	NO.	NO.	NO.	NO.	NO.	NO.	NO.	NO.	NO.	NO.	NO.	NO.	NO.	NO.	NO.	NO.
PRACTICAL NURSE EDUCATION	2	8	4	31	45	2	6	2	40	50	4	11	.	56	71	1	1	.	3	5	9	5	.	53	67
PUBLICATION PRODUCTION TECHNOLOGY	.	.	.	.	.	.	1	.	.	1	.	.	.	.	.	.	.	.	.	.	.	.	.	.	.
RETAIL SECURITY	.	.	.	.	.	.	.	.	.	.	.	.	.	1	1	.	.	.	.	.	.	.	.	.	.
ROBOTICS TECHNOLOGY-ELECTRO	2	.	.	.	2	3	.	.	.	3	2	.	.	.	2	2	.	.	.	2	3	.	.	.	3
ROBOTICS TECHNOLOGY-HYDRO	.	.	.	.	.	.	.	.	.	.	1	.	.	.	1	.	.	.	.	.	.	.	.	.	.
VEHICLE BODY TECHNOLOGY	1	.	.	.	1	4	.	.	.	4	3	.	.	.	3	3	.	.	.	3	4	.	.	.	4
WELDING AND FABRICATING TECHNOLOGY	.	.	.	.	.	1	.	.	.	1	.	.	.	.	.	.	.	.	.	.	.	.	.	.	.
WORD PROCESSING AND TEXT EDITING	3	3	.	2	8	.	.	1	1	2	1	.	.	2	3	1	.	.	.	1	1	.	.	.	1
TOTAL	44	21	11	42	118	42	11	12	55	120	33	21	6	71	131	41	5	2	17	65	46	11	9	68	134

OAKLAND COMMUNITY COLLEGE  
INFORMATION AND TELECOMMUNICATIONS SYSTEMS

13

TOTAL DEGREES/CERTIFICATES FOR 1986-87 THROUGH 1990-

91

PROGRAM: SIS225

15NOV91 PROGRAM	YEAR																								
	1986-1987					1987-1988					1988-1989					1989-1990					1990-1991				
	CAMPUS					CAMPUS					CAMPUS					CAMPUS					CAMPUS				
	AH	HL	OR	SE	ALL	AH	HL	OR	SE	ALL	AH	HL	OR	SE	ALL	AH	HL	OR	SE	ALL	AH	HL	OR	SE	ALL
	NO.	NO.	NO.	NO.	NO.	NO.	NO.	NO.	NO.	NO.	NO.	NO.	NO.	NO.	NO.	NO.	NO.	NO.	NO.	NO.	NO.	NO.	NO.	NO.	NO.
ACCOUNTING	20	17	23	30	90	35	14	14	21	84	31	15	19	22	87	30	25	15	21	91	24	16	17	21	78
ALTERNATE ENERGIES TECHNOLOGY	1	.	.	.	1	2	.	.	.	2	1	.	.	.	1	.	.	.	.	.	.	.	.	.	.
ALTERNATE ENERGY-BUSINESS	1	.	.	.	1	1	.	.	.	1	.	.	.	.	.	.	.	.	.	.	.	.	.	.	.
ALTERNATE ENERGY-MANAGEMENT	.	.	.	.	.	3	.	.	.	3	.	.	.	.	.	1	.	.	.	.	1	.	.	.	.
ASSESSMENT ADMINISTRATION	1	.	.	.	1	.	.	.	.	.	.	.	.	.	.	.	.	.	.	.	.	.	.	.	.
ASSESSMENT ADMINISTRATION CERT	.	.	.	.	.	1	.	.	.	1	.	.	.	.	.	.	.	.	.	.	.	.	.	.	.
AUDIO VISUAL TECHNOLOGY	1	.	1	.	2	1	.	1	.	2	.	.	.	2	2	.	.	1	.	1	.	1	1	2	3
AUDIOVISUAL TECHNOLOGY-PHOTOGRAPHY	.	.	4	4	8	.	.	5	4	9	.	.	8	1	9	3	.	7	1	11	2	.	4	1	7
AUTOMOBILE SERVICING	3	.	.	.	3	8	.	.	1	9	7	.	.	.	7	7	.	1	.	8	10	.	.	.	10
AUTOMOTIVE TECHNOLOGY-ENGINEERING	2	.	.	.	2	5	1	3	1	10	1	.	.	.	1	4	.	.	.	4	1	.	.	.	1
AUTOMOTIVE TECHNOLOGY-RETAILING	1	.	.	.	1	1	.	1	.	2	3	.	.	.	3	1	.	.	.	1	1	.	.	.	1

(CONTINUED)

OAKLAND COMMUNITY COLLEGE  
INFORMATION AND TELECOMMUNICATIONS SYSTEMS

14

TOTAL DEGREES/CERTIFICATES FOR 1986-87 THROUGH 1990-

91

PROGRAM: SIS225

PROGRAM	YEAR																									
	1986-1987					1987-1988					1988-1989					1989-1990					1990-1991					
	CAMPUS					CAMPUS					CAMPUS					CAMPUS					CAMPUS					
	AH	HL	OR	SE	ALL	AH	HL	OR	SE	ALL	AH	HL	OR	SE	ALL	AH	HL	OR	SE	ALL	AH	HL	OR	SE	ALL	
	NO.	NO.	NO.	NO.	NO.	NO.	NO.	NO.	NO.	NO.	NO.	NO.	NO.	NO.	NO.	NO.	NO.	NO.	NO.	NO.	NO.	NO.	NO.	NO.	NO.	
AVIATION FLIGHT TECHNOLOGY	.	3	1	.	4	.	2	1	.	3	1	3	.	.	4	.	4	.	.	4	.	4	.	.	4	
AVIATION MANAGEMENT OPTION	.	1	.	.	1	.	2	.	1	3	.	.	.	.	.	1	2	.	1	4	.	1	.	.	1	
BUSINESS ADMINISTRATION	91	60	129	108	388	109	61	130	109	409	86	51	120	88	345	108	70	108	103	389	96	60	111	117	384	
CAT-TELEVISION FIELD PRODUCTION	.	.	2	.	2	.	.	2	.	2	.	.	.	.	.	.	.	.	.	.	.	.	1	1	2	
CERAMIC TECHNOLOGY	.	.	1	.	1	.	.	.	1	1	.	.	.	1	1	.	.	.	.	.	.	.	.	.	.	
CLIMATE CONTROL SYSTEMS TECHNOLOGY	16	1	.	.	17	18	.	1	1	20	10	1	.	.	11	5	1	.	.	6	8	2	1	1	12	
COMMUNICATION ARTS & TECHNOLOGY	1	.	11	1	13	1	.	13	2	16	1	.	13	.	14	2	.	13	2	17	.	.	9	1	10	
COMPUTER AIDED DESIGN TECHNOLOGY	5	1	.	.	6	8	.	1	.	9	17	.	1	.	18	25	1	.	2	28	25	.	3	1	29	
COMPUTER BASED PHOTO TECHNOLOGY	.	.	.	.	.	.	.	.	.	.	.	.	.	.	.	.	.	.	.	.	.	.	1	.	1	
COMPUTER INFORMATION SYSTEMS	.	.	.	.	.	.	.	.	.	.	.	.	.	.	.	.	.	.	.	.	.	1	.	1	.	2
COMPUTER INTEG MNFG-PLANT FACILIT	.	.	.	.	.	.	.	.	.	.	.	.	.	.	.	1	.	.	.	1	.	.	.	.	.	

(CONTINUED)

OAKLAND COMMUNITY COLLEGE  
INFORMATION AND TELECOMMUNICATIONS SYSTEMS

17

TOTAL DEGREES/CERTIFICATES FOR 1986-87 THROUGH 1990-

91

PROGRAM: SIS225

15NOV91 PROGRAM	YEAR																								
	1986-1987					1987-1988					1988-1989					1989-1990					1990-1991				
	CAMPUS					CAMPUS					CAMPUS					CAMPUS					CAMPUS				
	AH	HL	OR	SE	ALL	AH	HL	OR	SE	ALL	AH	HL	OR	SE	ALL	AH	HL	OR	SE	ALL	AH	HL	OR	SE	ALL
	NO.	NO.	NO.	NO.	NO.	NO.	NO.	NO.	NO.	NO.	NO.	NO.	NO.	NO.	NO.	NO.	NO.	NO.	NO.	NO.	NO.	NO.	NO.	NO.	NO.
GRAPH & COMM ART- ADVERTISING DES	1	.	11	.	12	.	.	9	.	9	.	3	9	2	14	.	.	10	.	10	3	.	7	.	10
GRAPHIC & COMM ART-ILLUSTRATION	1	.	10	.	11	.	.	9	.	9	.	1	4	.	5	.	.	7	.	7	.	.	6	.	6
HEALTH CARE ADMINISTRATION	2	.	1	6	9	2	.	3	5	10	2	.	3	6	11	2	.	.	8	10	1	2	.	5	8
HOSPITAL PHARMACY TECHNOLOGY	1	.	1	2	4	.	.	.	3	3	1	.	.	3	4	.	.	1	4	5	1	.	1	2	4
HOTEL, MOTEL MANAGEMENT	.	1	7	.	8	.	.	4	.	4	1	.	7	.	8	.	.	8	.	8	.	.	6	.	6
INDUSTRIAL SECRETARY	3	.	.	.	3	2	.	.	.	2	2	.	.	.	2	1	.	.	.	1	1	.	.	.	1
INDUSTRIAL SUPERVISION/MGT	.	.	.	.	.	2	.	.	.	2	2	.	.	.	2	.	.	.	.	.	1	.	.	.	1
INDUSTRIAL TECHNOLOGY	26	.	.	.	26	15	.	.	.	15	20	.	1	.	21	11	.	.	.	11	20	1	.	.	21
LANDSCAPE TECHNOLOGY	11	.	1	.	12	7	.	2	.	9	10	.	.	1	11	9	.	.	.	9	3	1	.	.	4
LAW ENFORCEMENT	16	2	1	1	20	20	1	3	4	28	18	1	1	3	23	18	1	2	.	21	15	.	.	.	15
LEGAL ASSISTANT	.	.	.	.	.	2	.	2	2	6	2	3	6	2	13	.	6	9	2	17	4	1	18	8	31
LEGAL SECRETARIAL	4	4	4	.	12	6	1	1	1	9	1	.	3	1	5	1	.	.	1	2	1	1	.	3	5
LIBERAL ARTS	127	63	188	99	477	161	59	201	125	546	155	89	232	140	616	155	78	238	140	611	151	100	226	134	611
LIBERAL ARTS-FINE ARTS (VISUAL)	1	2	2	2	7	2	1	1	2	6	1	.	4	2	7	1	.	1	2	4	2	.	3	2	7

(CONTINUED)



OAKLAND COMMUNITY COLLEGE  
INFORMATION AND TELECOMMUNICATIONS SYSTEMS

18

TOTAL DEGREES/CERTIFICATES FOR 1986-87 THROUGH 1990-

91

PROGRAM: SIS225

15NOV91 PROGRAM	YEAR																								
	1986-1987					1987-1988					1988-1989					1989-1990					1990-1991				
	CAMPUS					CAMPUS					CAMPUS					CAMPUS					CAMPUS				
	AH	HL	OR	SE	ALL	AH	HL	OR	SE	ALL	AH	HL	OR	SE	ALL	AH	HL	OR	SE	ALL	AH	HL	OR	SE	ALL
	NO.	NO.	NO.	NO.	NO.	NO.	NO.	NO.	NO.	NO.	NO.	NO.	NO.	NO.	NO.	NO.	NO.	NO.	NO.	NO.	NO.	NO.	NO.	NO.	NO.
LIBRARY TECHNICAL ASSISTANT	.	.	1	.	1	2	.	1	1	4	.	.	1	.	1	2	.	2	.	4	4	.	2	.	6
MACHINE TOOL TECHNOLOGY	.	.	.	.	.	.	.	.	.	.	2	.	.	.	2	.	.	.	1	1	.	.	.	.	.
MANUFACTURING TECHNOLOGY	5	.	.	.	5	9	.	.	.	9	6	.	.	.	6	15	.	.	.	15	11	.	.	.	11
MECHANICAL DESIGN TECHNOLOGY	5	1	.	.	6	3	.	1	.	4	1	.	.	.	1	2	.	.	.	2	3	.	.	.	3
MECHANICAL PRODUCTION TECHNOLOGY	.	.	.	.	.	.	.	.	.	.	3	.	.	.	3	.	.	.	.	.	.	.	.	.	.
MEDICAL ASSISTING	.	10	1	.	11	.	6	1	.	7	.	6	.	.	6	.	1	.	.	1	.	11	.	.	11
MEDICAL LABORATORY TECHNOLOGY	.	17	.	1	18	.	19	.	1	20	.	9	.	1	10	.	8	.	1	9	1	3	.	.	4
MEDICAL RECORDS TRANSCRIPTIONIST	1	1	1	1	4	.	.	1	1	2	.	.	1	.	1	.	.	.	1	1	2	.	.	.	2
MEDICAL SECRETARIAL	1	1	1	1	4	1	1	1	3	6	2	.	.	1	3	3	.	.	1	4	.	.	.	.	.
MENTAL HEALTH/SOCIAL WORK	55	12	14	10	91	52	10	15	7	84	44	5	12	9	70	52	7	7	15	81	50	17	10	11	88
MGT DEV - BUSINESS MANAGEMENT	3	.	11	1	15	4	2	20	3	29	2	1	8	4	15	4	2	8	2	16	4	3	8	2	17
MGT DEV - RETAIL FASHION & BUYING	.	.	3	.	3	.	.	4	1	5	.	.	.	1	1	.	2	3	.	5	.	.	2	1	3

(CONTINUED)

OAKLAND COMMUNITY COLLEGE  
INFORMATION AND TELECOMMUNICATIONS SYSTEMS

15

TOTAL DEGREES/CERTIFICATES FOR 1986-87 THROUGH 1990-

91

PROGRAM: SIS225

PROGRAM	YEAR																													
	1986-1987					1987-1988					1988-1989					1989-1990					1990-1991									
	CAMPUS					CAMPUS					CAMPUS					CAMPUS					CAMPUS									
	AH	HL	OR	SE	ALL	AH	HL	OR	SE	ALL	AH	HL	OR	SE	ALL	AH	HL	OR	SE	ALL	AH	HL	OR	SE	ALL					
	NO.	NO.	NO.	NO.	NO.	NO.	NO.	NO.	NO.	NO.	NO.	NO.	NO.	NO.	NO.	NO.	NO.	NO.	NO.	NO.	NO.	NO.	NO.	NO.	NO.					
COMPUTER PROGRAMMER CERTIFICATE	.	.	.	.	.	.	.	.	.	.	.	.	.	.	.	.	.	.	.	.	.	.	.	.	.	.	.	.	.	.
CONFERENCE AND COURT REPORTING	2	.	.	2	4	.	1	.	.	1	.	.	.	1	1	.	.	1	.	1	.	.	.	.	.	.	.	.	.	.
CORRECTIONS OFFICER	1	.	.	.	1	3	.	.	.	3	1	.	.	.	1	3	.	.	.	3	1	.	.	.	1	.	.	.	.	.
COSMETOLOGY	.	.	3	2	5	3	2	4	5	14	2	.	5	1	8	1	2	1	3	7	3	1	4	3	11	.	.	.	.	.
CRIMINAL JUSTICE/SECURITY PROGRAM	10	.	.	.	10	13	1	1	.	15	7	.	.	3	10	9	.	.	2	11	8	1	.	3	12	.	.	.	.	.
CULINARY ARTS	.	1	26	1	28	1	.	16	1	18	.	.	14	.	14	2	1	24	.	27	1	.	19	.	20	.	.	.	.	.
DATA PROCESS-BUSINESS PROGRAMMING	3	1	34	6	44	5	2	27	10	44	6	1	22	2	31	4	1	24	5	34	3	2	12	4	21	.	.	.	.	.
DATA PROCESSING - COMPUTER SCIENCE	.	.	8	2	10	1	1	9	1	12	2	.	3	.	5	.	.	2	.	2	1	1	2	1	5	.	.	.	.	.
DATA PROCESSING - SYSTEMS ANALYSIS	.	.	11	.	11	1	1	9	3	14	6	.	6	5	17	2	1	4	4	11	3	1	6	5	15	.	.	.	.	.
DENTAL ASSISTING	.	6	.	.	6	2	3	.	.	5	.	2	.	.	2	.	.	.	.	.	.	.	.	.	.	.	.	.	.	.
DENTAL HYGIENE	.	28	.	1	29	.	28	.	.	28	.	29	.	.	29	.	29	.	.	29	.	29	.	.	29	.	.	.	.	.
DIAGNOSTIC MEDICAL SONOGRAPHY	.	.	.	20	20	1	.	.	16	17	1	.	.	21	22	.	.	.	.	.	.	.	.	.	26	26	.	.	.	.
DIESEL TRUCK AND HEAVY EQUIPMENT	3	.	.	.	3	1	.	.	.	1	3	.	.	.	3	4	.	.	.	4	2	.	.	.	2	.	.	.	.	.

(CONTINUED)

OAKLAND COMMUNITY COLLEGE  
INFORMATION AND TELECOMMUNICATIONS SYSTEMS

16

TOTAL DEGREES/CERTIFICATES FOR 1986-87 THROUGH 1990-

91

PROGRAM: SIS225

15NOV91 PROGRAM	YEAR																								
	1986-1987					1987-1988					1988-1989					1989-1990					1990-1991				
	CAMPUS					CAMPUS					CAMPUS					CAMPUS					CAMPUS				
	AH	HL	OR	SE	ALL	AH	HL	OR	SE	ALL	AH	HL	OR	SE	ALL	AH	HL	OR	SE	ALL	AH	HL	OR	SE	ALL
	NO.	NO.	NO.	NO.	NO.	NO.	NO.	NO.	NO.	NO.	NO.	NO.	NO.	NO.	NO.	NO.	NO.	NO.	NO.	NO.	NO.	NO.	NO.	NO.	NO.
DRAFTING	3	.	1	.	4	3	.	.	1	4	3	.	.	.	3	2	.	.	.	2	2	.	1	.	3
EARLY CHILDHOOD DEVELOPMENT	1	13	1	1	16	3	10	2	4	19	5	13	2	5	25	.	21	2	1	24	2	20	.	1	23
ELECTRICAL TRADE/ELECTRO-MECHANICS	2	.	.	1	3	4	.	.	2	6	1	.	.	.	1	2	.	1	1	4	7	.	.	.	7
ELECTRICAL TRADE/INDUST ELECTRONIC	7	.	1	1	9	4	.	1	1	6	1	.	.	.	1	1	.	.	.	1	2	.	.	.	2
ELECTRONIC COMPUTER MICROPROCESSOR	5	1	1	.	7	10	.	1	.	11	4	.	.	.	4	6	.	1	.	7	3	.	.	.	3
ELECTRONICS TECHNOLOGY	17	1	.	.	18	10	.	.	.	10	8	1	1	1	11	10	1	1	1	13	10	.	.	1	11
EMERGENCY MEDICAL TECHNOLOGY	4	.	.	.	4	2	.	1	.	3	2	1	1	.	4	5	1	.	.	6	1	.	.	.	1
EXECUTIVE SECRETARIAL	4	5	2	7	18	3	.	1	2	6	1	1	2	.	4	3	.	.	5	8	1	1	.	3	5
EXERCISE SCIENCE & TECHNOLOGY	.	10	.	.	10	.	3	.	.	3	.	7	.	.	7	.	2	1	1	4	.	2	.	.	2
FOOD SERVICE MGT-DIETARYMANAGEMENT	.	.	3	.	3	.	.	2	.	2	.	.	6	.	6	.	.	.	.	.	.	.	.	.	.
FOODSERVICE MANAGEMENT	.	.	10	.	10	.	.	3	1	4	.	.	6	.	6	.	.	3	.	3	.	.	4	1	5
GENERAL STUDIES	31	17	19	32	99	33	18	30	41	122	45	24	28	50	147	44	18	35	44	141	51	26	43	51	171
GERONTOLOGY	1	1	.	4	6	.	2	.	3	5	1	1	1	6	9	1	1	.	1	3	.	.	1	8	9

(CONTINUED)

OAKLAND COMMUNITY COLLEGE  
INFORMATION AND TELECOMMUNICATIONS SYSTEMS

19

TOTAL DEGREES/CERTIFICATES FOR 1986-87 THROUGH 1990-

91

PROGRAM: SIS225

15NOV91 PROGRAM	YEAR																								
	1986-1987					1987-1988					1988-1989					1989-1990					1990-1991				
	CAMPUS					CAMPUS					CAMPUS					CAMPUS					CAMPUS				
	AH	HL	OR	SE	ALL	AH	HL	OR	SE	ALL	AH	HL	OR	SE	ALL	AH	HL	OR	SE	ALL	AH	HL	OR	SE	ALL
	NO.	NO.	NO.	NO.	NO.	NO.	NO.	NO.	NO.	NO.	NO.	NO.	NO.	NO.	NO.	NO.	NO.	NO.	NO.	NO.	NO.	NO.	NO.	NO.	NO.
MGT DEV - RETAIL MANAGEMENT	.	1	2	.	3	.	.	3	.	3	.	.	2	1	3	.	.	2	.	2	1	1	2	.	4
MGT DEV-OFFICE ADMINISTRATION	3	1	3	2	9	5	2	3	1	11	1	2	4	2	9	1	1	5	1	8	.	.	3	3	6
MICROPROCESSOR UTILIZATION/REPAIR	.	.	.	.	.	.	.	.	.	.	.	.	.	.	.	.	.	.	.	.	1	.	.	.	1
NUCLEAR MEDICINE TECHNOLOGY	1	.	.	.	1	.	.	.	3	3	.	.	.	1	1	.	1	.	1	2	1	.	.	.	1
NURSING	3	100	.	1	104	1	96	2	.	99	1	112	1	.	113	83	.	2	85	1	112	.	.	112	
OFFICE ASSISTANT	1	.	.	1	2	.	.	.	.	.	.	.	.	.	.	.	.	.	.	.	.	.	.	.	.
OFFICE INFORMATION SYSTEMS	.	.	.	.	.	1	2	1	1	5	3	6	1	4	14	6	4	4	4	18	10	7	3	9	29
POLICE EVIDENCE TECHNOLOGY	2	1	.	.	3	1	.	.	1	2	6	.	.	1	7	1	1	.	.	2	1	.	.	.	1
PRACTICAL NURSE EDUCATION	2	8	4	31	45	2	6	2	40	50	4	11	.	56	71	1	1	.	3	5	9	5	.	53	67
PRE-ENGINEERING	4	1	3	4	12	3	2	1	3	9	7	.	8	1	16	4	3	3	1	11	6	.	1	1	8
PRE-INTERNATIONAL COMMERCE	.	1	.	.	1	.	.	1	.	1	.	.	.	.	.	.	.	.	.	.	.	.	.	1	1
PUBLICATION PRODUCTION TECHNOLOGY	.	.	.	.	.	.	2	.	.	2	.	2	1	.	3	.	1	.	.	1	.	1	.	.	1
RADIOLOGIC TECHNOLOGY	.	.	.	.	.	.	.	.	.	.	.	.	.	.	.	.	.	.	.	.	1	.	.	4	5

(CONTINUED)

OAKLAND COMMUNITY COLLEGE  
INFORMATION AND TELECOMMUNICATIONS SYSTEMS

20

TOTAL DEGREES/CERTIFICATES FOR 1986-87 THROUGH 1990-

91

PROGRAM: SIS225

15NOV91 PROGRAM	YEAR																								
	1986-1987					1987-1988					1988-1989					1989-1990					1990-1991				
	CAMPUS					CAMPUS					CAMPUS					CAMPUS					CAMPUS				
	AH	HL	OR	SE	ALL	AH	HL	OR	SE	ALL	AH	HL	OR	SE	ALL	AH	HL	OR	SE	ALL	AH	HL	OR	SE	ALL
	NO.	NO.	NO.	NO.	NO.	NO.	NO.	NO.	NO.	NO.	NO.	NO.	NO.	NO.	NO.	NO.	NO.	NO.	NO.	NO.	NO.	NO.	NO.	NO.	NO.
RESPIRATORY THERAPY	.	.	.	13	13	.	4	.	16	20	1	3	.	4	8	.	.	.	1	1	.	.	.	9	9
RETAIL SECURITY	.	.	.	.	.	.	.	.	.	.	1	.	.	1	2	.	.	.	.	.	.	.	.	.	.
ROBOTICS TECHNOLOGY-ELECTRO	34	1	1	.	36	30	.	.	2	32	13	.	.	.	13	8	.	.	.	8	12	.	1	2	15
ROBOTICS TECHNOLOGY-HYDRO	9	.	.	.	9	4	.	1	.	5	4	.	1	.	5	2	.	.	.	2	1	.	.	.	1
SCIENCE	17	7	11	13	48	16	8	17	10	51	11	5	19	7	42	13	3	13	12	41	18	6	7	8	39
SECURITY AND RISK MANAGEMENT	.	.	.	.	.	.	.	.	.	.	.	.	.	.	.	.	.	.	.	.	1	.	.	.	1
SMALL COMPUTER SYSTEM TECHNOLOGY	.	.	3	1	4	2	.	7	.	9	1	.	5	1	7	3	.	5	.	8	2	.	4	.	6
VEHICLE BODY TECHNOLOGY	6	.	.	.	6	7	.	.	1	8	4	.	.	.	4	5	.	.	.	5	6	.	1	.	7
WELDING AND FABRICATING TECHNOLOGY	.	.	1	.	1	3	.	.	.	3	.	.	.	.	.	.	.	.	.	.	.	.	.	.	.
WORD PROCESSING AND TEXT EDITING	11	8	6	11	36	16	5	4	7	32	7	3	1	8	19	8	1	.	3	12	2	.	.	1	3
TOTAL	593	410	584	424	2011	677	379	600	476	2132	595	412	593	472	2072	1615	385	573	404	1977	1619	440	554	509	2122

OAKLAND COMMUNITY COLLEGE  
DEGREES AWARDED BY DISCIPLINE  
(1986-87 through 1990-91)

Code	1986-87		1987-88		1988-89		1989-90		1990-91		#	%	#	%
	#	%	#	%	#	%	#	%	#	%	<del>change</del> 90-91	% change 90-91	<del>change</del> 5 years	% change 5 years
<b>ALLIED HEALTH</b>														
Dental Hygiene	29	9.0	28	9.2	29	10.1	29	12.5	29	9.7	0.0%	-22.1%	0.0%	7.7%
Diagno. Med Sonography	20	6.2	17	5.6	22	7.6	0	0.0	26	8.7	-	-	30.0%	40.0%
Emergency Med Tech	4	1.2	3	1.0	4	1.4	6	2.6	1	0.3	-83.3%	-87.0%	-75.0%	-73.1%
Exercise Science	9	2.8	3	1.0	4	1.4	4	1.7	1	0.3	8 -75.0%	-80.5%	-88.9%	-88.0%
Gerontology	6	1.9	4	1.3	9	3.1	3	1.3	5	1.7	66.7%	29.8%	-16.7%	-10.2%
Health Care Admin.	5	1.6	8	2.6	8	2.8	6	2.6	4	1.3	-33.3%	-48.1%	-20.0%	-13.8%
Hospital Pharmacy Tech	2	0.6	0	0.0	1	0.3	2	0.9	1	0.3	-50.0%	-61.1%	-50.0%	-46.1%
Medical Assisting	11	3.4	7	2.3	6	2.1	1	0.4	11	3.7	1000.0%	756.4%	0.0%	7.7%
Medical Lab Technology	18	5.6	20	6.6	10	3.5	9	3.9	4	1.3	-55.6%	-65.4%	-77.8%	-76.1%
Medical Records Transcription	4	1.2	1	0.3	1	0.3	1	0.4	1	0.3	0.0%	-22.1%	-75.0%	-73.1%
Medical Secretarial	4	1.2	6	2.0	2	0.7	2	0.9	0	0.0	-100.0%	-100.0%	-100.0%	-100.0%
Mental Health/Social Work	91	28.3	84	27.7	70	24.3	81	34.9	88	29.5	8.6%	-15.4%	-3.3%	4.2%
Nuclear Medicine Technology	1	0.3	3	1.0	1	0.3	2	0.9	1	0.3	-50.0%	-61.1%	0.0%	7.7%
Nursing	104	32.4	99	32.7	113	39.2	85	36.6	112	37.6	31.8%	2.6%	7.7%	16.0%
Radiologic Tech	0	0.0	0	0.0	0	0.0	0	0.0	5	1.7	-	-	-	-
Respiratory Therapy	13	4.0	20	6.6	8	2.8	1	0.4	9	3.0	800.0%	600.7%	-30.8%	-25.4%
<b>TOTAL</b>	<b>321</b>	<b>100.0</b>	<b>303</b>	<b>100.0</b>	<b>288</b>	<b>100.0</b>	<b>232</b>	<b>100.0</b>	<b>298</b>	<b>100.0</b>	<b>28.4%</b>	<b>-</b>	<b>-7.2%</b>	<b>-</b>

~~23~~  
 66  
 28.4  
~~23~~  
 -23  
~~-7.2~~  
 -7.2

$\# =$  raw number  $\triangle$   
 $\% =$  percent  $\triangle$

OAKLAND COMMUNITY COLLEGE  
DEGREES AWARDED BY DISCIPLINE  
(1986-87 through 1990-91)

Code	1986-87		1987-88		1988-89		1989-90		1990-91		#	%	#	%
	#	%	#	%	#	%	#	%	#	%	% change from last	% change from last	% change 5 years	% change 5 years
<b>BUSINESS</b>														
Accounting	84	13.2	78	11.7	82	14.5	80	13.2	68	11.5	-15.0%	-13.3%	-19.0%	-13.3%
Alternate Energy Business	1	0.2	1	0.2	0	0.0	0	0.0	0	0.0	-	-	-100.0%	-100.0%
Assessment Administration	1	0.2	0	0.0	0	0.0	0	0.0	0	0.0	-	-	-100.0%	-100.0%
Business Administration	388	61.2	409	61.4	345	61.0	389	64.4	384	64.9	-1.3%	0.7%	-1.0%	6.0%
Computer Info Systems	0	0.0	0	0.0	0	0.0	0	0.0	2	0.3	-	-	-	-
Data Process Bus. Programming	44	6.9	44	6.6	31	5.5	34	5.6	21	3.5	-38.2%	-37.0%	-52.3%	-48.9%
Data Process Computer Science	10	1.6	12	1.8	5	0.9	2	0.3	5	0.8	150.0%	155.1%	-50.0%	-46.5%
Data Process Sys. Analysis	11	1.7	14	2.1	17	3.0	11	1.8	15	2.5	36.4%	39.1%	36.4%	46.0%
Executive Secretarial	14	2.2	6	0.9	4	0.7	7	1.2	5	0.8	-28.6%	-27.1%	-64.3%	-61.8%
Hotel, Motel Mgmt	8	1.3	4	0.6	8	1.4	8	1.3	6	1.0	-25.0%	-23.5%	-25.0%	-19.7%
Industrial Secretary	3	0.5	2	0.3	2	0.4	1	0.2	1	0.2	0.0%	2.0%	-66.7%	-64.3%
Industrial Supervision, Mgmt	0	0.0	2	0.3	2	0.4	0	0.0	1	0.2	-	-	-	-
Pre-International Commerce	1	0.2	1	0.2	0	0.0	0	0.0	1	0.2	-	-	0.0%	7.1%
Legal Assisting	0	0.0	2	0.3	10	1.8	14	2.3	24	4.1	71.4%	74.9%	-	-
Legal Secretarial	11	1.7	8	1.2	5	0.9	2	0.3	4	0.7	100.0%	104.1%	-63.6%	-61.1%
Mgmt Dev-Business Mgmt	15	2.4	29	4.4	15	2.7	16	2.6	17	2.9	6.3%	8.4%	13.3%	21.4%
Mgmt Dev-Retail Fashn/Buying	3	0.5	5	0.8	1	0.2	5	0.8	3	0.5	-40.0%	-38.8%	0.0%	7.1%
Mgmt Dev-Retail Management	3	0.5	3	0.5	3	0.5	2	0.3	4	0.7	100.0%	104.1%	33.3%	42.8%
Mgmt Dev- Office Admin.	9	1.4	11	1.7	9	1.6	8	1.3	6	1.0	-25.0%	-23.5%	-33.3%	-28.6%
Office Info Systems	0	0.0	5	0.8	11	1.9	14	2.3	23	3.9	64.3%	67.6%	-	-
Word Processing/Text Editing	28	4.4	30	4.5	16	2.8	11	1.8	2	0.3	-81.8%	-81.4%	-92.9%	-92.4%
<b>TOTAL</b>	<b>634</b>	<b>100.0</b>	<b>666</b>	<b>100.0</b>	<b>566</b>	<b>100.0</b>	<b>604</b>	<b>100.0</b>	<b>592</b>	<b>100.0</b>	<b>-2.0%</b>	<b>-</b>	<b>-6.6%</b>	<b>-</b>

OAKLAND COMMUNITY COLLEGE  
DEGREES AWARDED BY DISCIPLINE  
(1986-87 through 1990-91)

Code	1986-87		1987-88		1988-89		1989-90		1990-91		#	%	#	%
	#	%	#	%	#	%	#	%	#	%	% change from last	% change from last	% change 5 years	% change 5 years
<b>COMMERCIAL AND FINE ART</b>														
CAT-Television Field Prod	2	2.9	2	3.8	0	0.0	0	0.0	2	3.7	-	-	0.0%	25.9%
Audio-Visual Tech	2	2.9	2	3.8	2	4.4	1	1.7	2	3.7	100.0%	114.8%	0.0%	25.9%
Audiovisual Tech Photography	7	10.3	7	13.2	9	20.0	9	15.5	7	13.0	-22.2%	-16.5%	0.0%	25.9%
Ceramic Technology	1	1.5	1	1.9	1	2.2	0	0.0	0	0.0	-	-	-100.0%	-100.0%
Culinary Arts	28	41.2	18	34.0	14	31.1	27	46.6	20	37.0	-25.9%	-20.4%	-28.6%	-10.1%
Graphics/Commercial Art	11	16.2	9	17.0	9	20.0	10	17.2	10	18.5	0.0%	7.4%	-9.1%	14.5%
Graphics & Comm Art Illus.	10	14.7	8	15.1	3	6.7	7	12.1	6	11.1	-14.3%	-7.9%	-40.0%	-24.4%
Liberal Art-Fine Arts(visual)	7	10.3	6	11.3	7	15.6	4	6.9	7	13.0	75.0%	88.0%	0.0%	25.9%
<b>TOTAL</b>	<b>68</b>	<b>100.0</b>	<b>53</b>	<b>100.0</b>	<b>45</b>	<b>100.0</b>	<b>58</b>	<b>100.0</b>	<b>54</b>	<b>100.0</b>	<b>-6.9%</b>	<b>-</b>	<b>-20.6%</b>	<b>-</b>

Code	1986-87		1987-88		1988-89		1989-90		1990-91		#	%	#	%
	#	%	#	%	#	%	#	%	#	%	% change from last	% change from last	% change 5 years	% change 5 years
<b>HUMANITIES AND SCIENCE</b>														
Communication Arts & Tech	13	2.4	16	2.6	14	2.0	17	2.5	10	1.5	-41.2%	-40.1%	-23.1%	-36.7%
Liberal Arts	477	86.7	546	87.8	616	89.5	611	89.9	611	91.5	0.0%	1.8%	28.1%	5.5%
Pre-Engineering	12	2.2	9	1.4	16	2.3	11	1.6	8	1.2	-27.3%	-26.0%	-33.3%	-45.1%
Science	48	8.7	51	8.2	42	6.1	41	6.0	39	5.8	-4.9%	-3.2%	-18.8%	-33.1%
<b>TOTAL</b>	<b>550</b>	<b>100.0</b>	<b>622</b>	<b>100.0</b>	<b>688</b>	<b>100.0</b>	<b>680</b>	<b>100.0</b>	<b>668</b>	<b>100.0</b>	<b>-1.8%</b>	<b>-</b>	<b>21.5%</b>	<b>-</b>



OAKLAND COMMUNITY COLLEGE  
DEGREES AWARDED BY DISCIPLINE  
(1986-87 through 1990-91)

Code	1986-87		1987-88		1988-89		1989-90		1990-91		#	%	#	%
	#	%	#	%	#	%	#	%	#	%	% change from last	% change from last	% change 5 years	% change 5 years
<b>TECHNOLOGIES</b>														
Automotive Tech Engineering	1	0.7	7	4.5	1	0.8	2	1.7	1	0.8	-50.0%	-54.2%	0.0%	15.2%
Automotive Tech Retailing	1	0.7	1	0.6	1	0.8	1	0.8	1	0.8	0.0%	-8.3%	0.0%	15.2%
Alternative Energy Tech	1	0.7	2	1.3	1	0.8	0	0.0	0	0.0	-	-	-100.0%	-100.0%
Alternate Energy Management	0	0.0	3	1.9	0	0.0	1	0.8	0	0.0	-100.0%	-100.0%	-	-
Automobile Servicing	2	1.3	4	2.6	4	3.3	4	3.3	9	6.8	125.0%	106.3%	350.0%	418.2%
Machine Tool Tech	0	0.0	0	0.0	1	0.8	1	0.8	0	0.0	-100.0%	-100.0%	-	-
Welding/Fabrication Tech	1	0.7	2	1.3	0	0.0	0	0.0	0	0.0	-	-	-100.0%	-100.0%
Computer Aided Design	5	3.3	8	5.2	16	13.2	25	20.7	27	20.5	8.0%	-1.0%	440.0%	521.8%
Computer Based Photo Tech	0	0.0	0	0.0	0	0.0	0	0.0	1	0.8	-	-	-	-
Computer Integratd Manufact.	0	0.0	0	0.0	0	0.0	1	0.8	0	0.0	-100.0%	-100.0%	-	-
Diesel/Heavy Equipment	1	0.7	1	0.6	3	2.5	1	0.8	0	0.0	-100.0%	-100.0%	-100.0%	-100.0%
Electronic Microprocessing	6	3.9	8	5.2	3	2.5	6	5.0	3	2.3	-50.0%	-54.2%	-50.0%	-42.4%
Electronics Tech	16	10.5	8	5.2	10	8.3	13	10.7	10	7.6	-23.1%	-29.5%	-37.5%	-28.0%
Electric. Trades Electromech.	3	2.0	5	3.2	1	0.8	4	3.3	6	4.5	50.0%	37.5%	100.0%	130.3%
Electric. Trades IndustElectr	9	5.9	6	3.9	1	0.8	1	0.8	2	1.5	100.0%	83.3%	-77.8%	-74.4%
Aviation Flight Tech	4	2.6	3	1.9	4	3.3	4	3.3	4	3.0	0.0%	-8.3%	0.0%	15.2%
Aviation Management Option	1	0.7	3	1.9	0	0.0	4	3.3	1	0.8	-75.0%	-77.1%	0.0%	15.2%
Industrial Technology	26	17.1	15	9.7	21	17.4	11	9.1	21	15.9	90.9%	75.0%	-19.2%	-7.0%
Landscape Tech	7	4.6	5	3.2	10	8.3	3	2.5	3	2.3	0.0%	-8.3%	-57.1%	-50.6%
Manufacturing Technology	5	3.3	9	5.8	6	5.0	15	12.4	11	8.3	-26.7%	-32.8%	120.0%	153.3%
Mechanical Design Technology	5	3.3	2	1.3	1	0.8	1	0.8	3	2.3	200.0%	175.0%	-40.0%	-30.9%
Mechanical Production Tech	0	0.0	0	0.0	3	2.5	0	0.0	0	0.0	-	-	-	-
Microprocess Utiliz/Repair	0	0.0	0	0.0	0	0.0	0	0.0	1	0.8	-	-	-	-
Publication Technology	0	0.0	1	0.6	3	2.5	1	0.8	1	0.8	0.0%	-8.3%	-	-
Robotics Tech-Electro	34	22.4	29	18.7	11	9.1	6	5.0	12	9.1	100.0%	83.3%	-64.7%	-59.4%
Robotics Tech-Hydro	9	5.9	5	3.2	4	3.3	2	1.7	1	0.8	-50.0%	-54.2%	-88.9%	-87.2%
Small Computer System Tech	4	2.6	9	5.8	7	5.8	8	6.6	6	4.5	-25.0%	-31.2%	50.0%	72.7%
Climate Control Tech	6	3.9	15	9.7	8	6.6	4	3.3	5	3.8	25.0%	14.6%	-16.7%	-4.0%
Vehicle Body	5	3.3	4	2.6	1	0.8	2	1.7	3	2.3	50.0%	37.5%	-40.0%	-30.9%
<b>TOTAL</b>	<b>152</b>	<b>100.0</b>	<b>155</b>	<b>100.0</b>	<b>121</b>	<b>100.0</b>	<b>121</b>	<b>100.0</b>	<b>132</b>	<b>100.0</b>	<b>9.1%</b>	<b>-</b>	<b>-13.2%</b>	<b>-</b>

OAKLAND COMMUNITY COLLEGE  
DEGREES AWARDED BY DISCIPLINE  
(1986-87 through 1990-91)

Code	1986-87		1987-88		1988-89		1989-90		1990-91		#	%	#	%
	#	%	#	%	#	%	#	%	#	%	% change from last	% change from last	% change 5 years	% change 5 years
<b>PUBLIC SERVICES</b>														
Early Childhood Dev.	16	31.4	19	32.2	25	38.5	24	44.4	23	46.9	-4.2%	5.6%	43.8%	49.6%
Food Service Management	10	19.6	4	6.8	6	9.2	3	5.6	5	10.2	66.7%	83.7%	-50.0%	-48.0%
Food Service/Dietary Mgmt	3	5.9	2	3.4	6	9.2	0	0.0	0	0.0	-	-	-100.0%	-100.0%
Library Technical Assistant	1	2.0	4	6.8	1	1.5	4	7.4	5	10.2	25.0%	37.8%	400.0%	420.4%
Police Evidence Technology	2	3.9	2	3.4	6	9.2	2	3.7	1	2.0	-50.0%	-44.9%	-50.0%	-48.0%
Law Enforcement	19	37.3	28	47.5	21	32.3	21	38.9	15	30.6	-28.6%	-21.3%	-21.1%	-17.8%
<b>TOTAL</b>	<b>51</b>	<b>100.0</b>	<b>59</b>	<b>100.0</b>	<b>65</b>	<b>100.0</b>	<b>54</b>	<b>100.0</b>	<b>49</b>	<b>100.0</b>	<b>-9.3%</b>	<b>-</b>	<b>-3.9%</b>	<b>-</b>

Code	1986-87		1987-88		1988-89		1989-90		1990-91		#	%	#	%
	#	%	#	%	#	%	#	%	#	%	% change from last	% change from last	% change 5 years	% change 5 years
<b>OTHER</b>														
<i>PS</i> Conference & Court Reporting	2	1.7	1	0.6	1	0.6	1	0.6	0	0.0	-100.0%	-100.0%	-100.0%	-100.0%
<i>PS</i> Corrections Officer	1	0.9	2	1.3	1	0.6	3	1.8	1	0.5	-66.7%	-72.1%	0.0%	-40.0%
<i>PS</i> Cosmetology	5	4.3	14	9.1	8	4.8	7	4.3	11	5.6	57.1%	31.4%	120.0%	32.0%
<i>PS</i> Criminal Justice/Security	10	8.5	15	9.7	10	6.0	11	6.7	11	5.6	0.0%	-16.4%	10.0%	-34.0%
General Studies	99	84.6	122	79.2	147	87.5	141	86.5	171	87.7	21.3%	1.4%	72.7%	3.6%
<i>PS</i> Retail Security	0	0.0	0	0.0	1	0.6	0	0.0	0	0.0	-	-	-	-
<i>PS</i> Security and Risk Management	0	0.0	0	0.0	0	0.0	0	0.0	1	0.5	-	-	-	-
<b>TOTAL</b>	<b>117</b>	<b>100.0</b>	<b>154</b>	<b>100.0</b>	<b>168</b>	<b>100.0</b>	<b>163</b>	<b>100.0</b>	<b>195</b>	<b>100.0</b>	<b>19.6%</b>	<b>-</b>	<b>66.7%</b>	<b>-</b>

<b>TOTAL DEGREES</b>	<b>1,893</b>	<b>100.0</b>	<b>2,012</b>	<b>100.0</b>	<b>1,941</b>	<b>100.0</b>	<b>1,912</b>	<b>100.0</b>	<b>1,988</b>	<b>100.0</b>	<b>4.0%</b>	<b>-</b>	<b>5.0%</b>	<b>-</b>
----------------------	--------------	--------------	--------------	--------------	--------------	--------------	--------------	--------------	--------------	--------------	-------------	----------	-------------	----------

OAKLAND COMMUNITY COLLEGE  
 CERTIFICATES AWARDED BY DISCIPLINE  
 (1986-87 through 1990-91)

Code	1986-87		1987-88		1988-89		1989-90		1990-91		#	%	#	%
	#	%	#	%	#	%	#	%	#	%	% change 90-91	% change 90-91	% change 5 years	% change 5 years
<b>ALLIED HEALTH</b>														
Dental Assisting	6	10.5	5	8.1	2	2.5	0	0.0	0	0.0	-	-	-100.0%	-100.0%
Gerontology	0	0.0	1	1.6	0	0.0	0	0.0	4	5.1	-	-	-	-
Health Care Admin.	4	7.0	2	3.2	3	3.8	4	28.6	4	5.1	0.0%	-82.3%	0.0%	-27.8%
Hospital Pharmacy Tech	2	3.5	3	4.8	3	3.8	3	21.4	3	3.8	0.0%	-82.3%	50.0%	8.2%
Medical Records Transcription	0	0.0	1	1.6	0	0.0	0	0.0	1	1.3	-	-	-	-
Medical Secretarial	0	0.0	0	0.0	1	1.3	2	14.3	0	0.0	-100.0%	-100.0%	-	-
Practical Nursing Education	45	78.9	50	80.6	71	88.8	5	35.7	67	84.8	1240.0%	137.5%	48.9%	7.4%
<b>TOTAL</b>	<b>57</b>	<b>100.0</b>	<b>62</b>	<b>100.0</b>	<b>80</b>	<b>100.0</b>	<b>14</b>	<b>100.0</b>	<b>79</b>	<b>100.0</b>	<b>464.3%</b>	<b>-</b>	<b>38.6%</b>	<b>-</b>

Code	1986-87		1987-88		1988-89		1989-90		1990-91		#	%	#	%
	#	%	#	%	#	%	#	%	#	%	% change from last	% change from last	% change 5 years	% change 5 years
<b>BUSINESS</b>														
Accounting	6	28.6	6	42.9	5	35.7	11	55.0	10	40.0	-9.1%	-27.3%	66.7%	40.0%
Assessment Administration	0	0.0	1	7.1	0	0.0	0	0.0	0	0.0	-	-	-	-
Executive Secretarial	4	19.0	0	0.0	0	0.0	1	5.0	0	0.0	-100.0%	-100.0%	-100.0%	-100.0%
Legal Assisting	0	0.0	4	28.6	3	21.4	3	15.0	7	28.0	133.3%	86.7%	-	-
Legal Secretarial	1	4.8	1	7.1	0	0.0	0	0.0	1	4.0	-	-	0.0%	-16.0%
Office Assistant	2	9.5	0	0.0	0	0.0	0	0.0	0	0.0	-	-	-100.0%	-100.0%
Office Info Systems	0	0.0	0	0.0	3	21.4	4	20.0	6	24.0	50.0%	20.0%	-	-
Word Processing/Text Editing	8	38.1	2	14.3	3	21.4	1	5.0	1	4.0	0.0%	-20.0%	-87.5%	-89.5%
<b>TOTAL</b>	<b>21</b>	<b>100.0</b>	<b>14</b>	<b>100.0</b>	<b>14</b>	<b>100.0</b>	<b>20</b>	<b>100.0</b>	<b>25</b>	<b>100.0</b>	<b>25.0%</b>	<b>-</b>	<b>19.0%</b>	<b>-</b>

OAKLAND COMMUNITY COLLEGE  
CERTIFICATES AWARDED BY DISCIPLINE  
(1986-87 through 1990-91)

Code	1986-87		1987-88		1988-89		1989-90		1990-91		#	%	#	%
	#	%	#	%	#	%	#	%	#	%	% change from last	% change from last	% change 5 years	% change 5 years
<b>COMMERCIAL AND FINE ART</b>														
Audio-Visual Tech	0	0.0	0	0.0	0	0.0	0	0.0	1	100.0	-	-	-	-
Audiovisual Tech Photography	1	33.3	2	66.7	0	0.0	2	100.0	0	0.0	-100.0%	-100.0%	-100.0%	-100.0%
Graphics/Commercial Art	1	33.3	0	0.0	5	71.4	0	0.0	0	0.0	-	-	-100.0%	-100.0%
Graphics & Comm Art Illus.	1	33.3	1	33.3	2	28.6	0	0.0	0	0.0	-	-	-100.0%	-100.0%
<b>TOTAL</b>	<b>3</b>	<b>100.0</b>	<b>3</b>	<b>100.0</b>	<b>7</b>	<b>100.0</b>	<b>2</b>	<b>100.0</b>	<b>1</b>	<b>100.0</b>	<b>-50.0%</b>	<b>-</b>	<b>-66.7%</b>	<b>-</b>

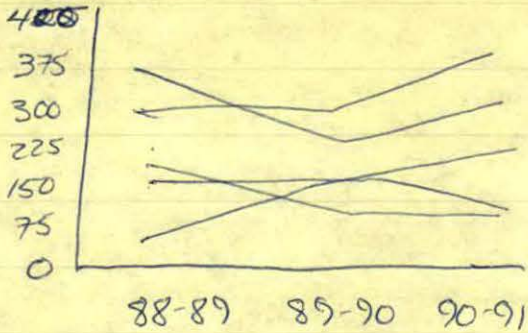

Code	1986-87		1987-88		1988-89		1989-90		1990-91		#	%	#	%
	#	%	#	%	#	%	#	%	#	%	% change from last	% change from last	% change 5 years	% change 5 years
<b>TECHNOLOGIES</b>														
Automotive Tech Engineering	1	3.0	3	7.5	0	0.0	2	6.9	0	0.0	-100.0%	-100.0%	-100.0%	-100.0%
Automotive Tech Retailing	0	0.0	1	2.5	2	7.7	0	0.0	0	0.0	-	-	-	-
Automobile Servicing	1	3.0	5	12.5	3	11.5	4	13.8	1	3.7	-75.0%	-73.1%	0.0%	22.2%
Machine Tool Tech	0	0.0	0	0.0	1	3.8	0	0.0	0	0.0	-	-	-	-
Welding/Fabrication Tech	0	0.0	1	2.5	0	0.0	0	0.0	0	0.0	-	-	-	-
Computer Aided Design	1	3.0	1	2.5	2	7.7	3	10.3	2	7.4	-33.3%	-28.4%	100.0%	144.4%
Computer Programmer Cert	0	0.0	0	0.0	0	0.0	0	0.0	1	3.7	-	-	-	-
Diesel/Heavy Equipment	2	6.1	0	0.0	0	0.0	3	10.3	2	7.4	-33.3%	-28.4%	0.0%	22.2%
Drafting	4	12.1	4	10.0	3	11.5	2	6.9	3	11.1	50.0%	61.1%	-25.0%	-8.3%
Electronic Microprocessing	1	3.0	3	7.5	1	3.8	1	3.4	0	0.0	-100.0%	-100.0%	-100.0%	-100.0%
Electronics Tech	2	6.1	2	5.0	1	3.8	0	0.0	1	3.7	-	-	-50.0%	-38.9%
Electric. Trades Electromech.	0	0.0	1	2.5	0	0.0	0	0.0	1	3.7	-	-	-	-
Exercise Science & Tech	1	3.0	0	0.0	3	11.5	0	0.0	1	3.7	-	-	-	-
Landscape Tech	5	15.2	4	10.0	1	3.8	6	20.7	1	3.7	-83.3%	-82.1%	-80.0%	-75.6%
Mechanical Design Technology	1	3.0	2	5.0	0	0.0	1	3.4	0	0.0	-100.0%	-100.0%	-100.0%	-100.0%
Publication Technology	0	0.0	1	2.5	0	0.0	0	0.0	0	0.0	-	-	-	-
Robotics Tech-Electro	2	6.1	3	7.5	2	7.7	2	6.9	3	11.1	50.0%	61.1%	50.0%	83.3%
Robotics Tech-Hydro	0	0.0	0	0.0	1	3.8	0	0.0	0	0.0	-	-	-	-
Climate Control Tech	11	33.3	5	12.5	3	11.5	2	6.9	7	25.9	250.0%	275.9%	-36.4%	-22.2%
Vehicle Body	1	3.0	4	10.0	3	11.5	3	10.3	4	14.8	33.3%	43.2%	300.0%	388.9%
<b>TOTAL</b>	<b>33</b>	<b>100.0</b>	<b>40</b>	<b>100.0</b>	<b>26</b>	<b>100.0</b>	<b>29</b>	<b>100.0</b>	<b>27</b>	<b>100.0</b>	<b>-6.9%</b>	<b>-</b>	<b>-18.2%</b>	<b>-</b>

OAKLAND COMMUNITY COLLEGE  
 CERTIFICATES AWARDED BY DISCIPLINE  
 (1986-87 through 1990-91)

Code	1986-87		1987-88		1988-89		1989-90		1990-91		#	%	#	%
	#	%	#	%	#	%	#	%	#	%	% change from last	% change from last	% change 5 years	% change 5 years
<b>PUBLIC SERVICES</b>														
Library Technical Assistant	0	0.0	0	-	0	0.0	0	-	1	100.0	-	-		
Police Evidence Technology	1	50.0	0	-	1	33.3	0	-	0	0.0	-	-	-100.0%	-100.0%
Law Enforcement	1	50.0	0	-	2	66.7	0	-	0	0.0	-	-	-100.0%	-100.0%
<b>TOTAL</b>	<b>2</b>	<b>100.0</b>	<b>0</b>	<b>-</b>	<b>3</b>	<b>100.0</b>	<b>0</b>	<b>-</b>	<b>1</b>	<b>100.0</b>	<b>-</b>	<b>-</b>	<b>-50.0%</b>	<b>0.0%</b>
<b>OTHER</b>														
Conference & Court Reporting	2	100.0	0	0.0	0	0.0	0	-	0	0.0	-	-	-100.0%	-100.0%
Corrections Officer	0	0.0	1	100.0	0	0.0	0	-	0	0.0	-	-	-	-
Criminal Justice/Security	0	0.0	0	0.0	0	0.0	0	-	1	100.0	-	-	-	-
Retail Security	0	0.0	0	0.0	1	100.0	0	-	0	0.0	-	-	-	-
<b>TOTAL</b>	<b>2</b>	<b>100.0</b>	<b>1</b>	<b>100.0</b>	<b>1</b>	<b>100.0</b>	<b>0</b>	<b>-</b>	<b>1</b>	<b>100.0</b>	<b>-</b>	<b>-</b>	<b>-50.0%</b>	<b>-</b>
<b>TOTAL CERTIFICATES</b>	<b>118</b>	<b>100</b>	<b>120</b>	<b>100</b>	<b>131</b>	<b>100</b>	<b>65</b>	<b>100</b>	<b>134</b>	<b>100</b>	<b>106.2%</b>	<b>-</b>	<b>13.6%</b>	<b>-</b>
<b>TOTAL DEGREES &amp; CERTIFICATES</b>	<b>2011</b>	<b>-</b>	<b>2132</b>	<b>-</b>	<b>2072</b>	<b>-</b>	<b>1977</b>	<b>-</b>	<b>2122</b>	<b>-</b>	<b>7.3%</b>	<b>-</b>	<b>5.5%</b>	<b>-</b>

Source: Office of Institutional Planning & Analysis

① Group by Division



Line Graph

② Also graph Top 5 increases over <sup>last</sup> 5 years  
 ③ ~~Top 5~~ decreases to show trends

④ Narrative to include programs with 0-5 total graduates in the last 5 years.

College-wide

5 yr. across

Degrees	#	%	#	%	Total	%/5	%/yr.
Certificate							

OAKLAND COMMUNITY COLLEGE  
INFORMATION AND TELECOMMUNICATIONS SYSTEMS

DEGREES FOR 1986-1987 THROUGH 1990-91

PROGRAM: SIS225

15NOV91 PROGRAM	YEAR																									
	1986-1987					1987-1988					1988-1989					1989-1990					1990-1991					
	CAMPUS					CAMPUS					CAMPUS					CAMPUS					CAMPUS					
	AH	HL	OR	SE	ALL	AH	HL	OR	SE	ALL	AH	HL	OR	SE	ALL	AH	HL	OR	SE	ALL	AH	HL	OR	SE	ALL	
	NO.	NO.	NO.	NO.	NO.	NO.	NO.	NO.	NO.	NO.	NO.	NO.	NO.	NO.	NO.	NO.	NO.	NO.	NO.	NO.	NO.	NO.	NO.	NO.	NO.	
ACCOUNTING	19	15	22	28	84	33	14	13	18	78	29	14	19	20	82	25	22	15	18	80	18	15	15	20	68	
ALTERNATE ENERGIES TECHNOLOGY	1				1	2				2	1				1											
ALTERNATE ENERGY-BUSINESS	1				1	1				1																
ALTERNATE ENERGY-MANAGEMENT						3				3						1				1						
ASSESSMENT ADMINISTRATION	1				1																					
AUDIO VISUAL TECHNOLOGY	1		1		2	1		1		2				2	2				1		1			2		2
AUDIOVISUAL TECHNOLOGY-PHOTOGRAPHY			4	3	7			5	2	7			8	1	9	1		7	1	9	2		4	1	7	
AUTOMOBILE SERVICING	2				2	4				4	4				4	3		1		4	9				9	
AUTOMOTIVE TECHNOLOGY-ENGINEERING	1				1	4	1	1	1	7	1				1	2				2	1				1	
AUTOMOTIVE TECHNOLOGY-RETAILING	1				1			1		1	1				1	1				1	1				1	
AVIATION FLIGHT TECHNOLOGY		3	1		4		2	1		3	1	3			4		4			4		4			4	
AVIATION MANAGEMENT OPTION		1			1		2		1	3							1	2		1	4		1		1	

(CONTINUED)

OAKLAND COMMUNITY COLLEGE  
INFORMATION AND TELECOMMUNICATIONS SYSTEMS

2

DEGREES FOR 1986-1987 THROUGH 1990-91

PROGRAM: SIS225

15NOV91     PROGRAM	YEAR																								
	1986-1987					1987-1988					1988-1989					1989-1990					1990-1991				
	CAMPUS					CAMPUS					CAMPUS					CAMPUS					CAMPUS				
	AH	HL	OR	SE	ALL	AH	HL	OR	SE	ALL	AH	HL	OR	SE	ALL	AH	HL	OR	SE	ALL	AH	HL	OR	SE	ALL
	NO.	NO.	NO.	NO.	NO.	NO.	NO.	NO.	NO.	NO.	NO.	NO.	NO.	NO.	NO.	NO.	NO.	NO.	NO.	NO.	NO.	NO.	NO.	NO.	NO.
BUSINESS ADMINISTRATION	91	60	129	108	388	109	61	130	109	409	86	51	120	88	345	108	70	108	103	389	96	60	111	117	384
CAT-TELEVISION FIELD PRODUCTION	.	.	2	.	2	.	.	2	.	2	.	.	.	.	.	.	.	.	.	.	.	.	1	1	2
CERAMIC TECHNOLOGY	.	.	1	.	1	.	.	.	1	1	.	.	.	1	1	.	.	.	.	.	.	.	.	.	.
CLIMATE CONTROL SYSTEMS TECHNOLOGY	5	1	.	.	6	15	.	.	.	15	8	.	.	.	8	3	1	.	.	4	3	1	1	.	5
COMMUNICATION ARTS & TECHNOLOGY	1	.	11	1	13	1	.	13	2	16	1	.	13	.	14	2	.	13	2	17	.	.	9	1	10
COMPUTER AIDED DESIGN TECHNOLOGY	4	1	.	.	5	7	.	1	.	8	15	.	1	.	16	22	1	.	2	25	23	.	3	1	27
COMPUTER BASED PHOTO TECHNOLOGY	.	.	.	.	.	.	.	.	.	.	.	.	.	.	.	.	.	.	.	.	.	.	1	.	1
COMPUTER INFORMATION SYSTEMS	.	.	.	.	.	.	.	.	.	.	.	.	.	.	.	.	.	.	.	.	1	.	1	.	2
COMPUTER INTEG MNFG-PLANT FACILIT	.	.	.	.	.	.	.	.	.	.	.	.	.	.	.	1	.	.	.	1	.	.	.	.	.
CONFERENCE AND COURT REPORTING	1	.	.	1	2	.	1	.	.	1	.	.	.	1	1	.	.	1	.	1	.	.	.	.	.
CORRECTIONS OFFICER	1	.	.	.	1	2	.	.	.	2	1	.	.	.	1	3	.	.	.	3	1	.	.	.	1
COSMETOLOGY	.	.	3	2	5	3	2	4	5	14	2	.	5	1	8	1	2	1	3	7	3	1	4	3	11

(CONTINUED)



OAKLAND COMMUNITY COLLEGE  
INFORMATION AND TELECOMMUNICATIONS SYSTEMS

3

DEGREES FOR 1986-1987 THROUGH 1990-91

PROGRAM: SIS225

15NOV91 PROGRAM	YEAR																									
	1986-1987					1987-1988					1988-1989					1989-1990					1990-1991					
	CAMPUS					CAMPUS					CAMPUS					CAMPUS					CAMPUS					
	AH	HL	OR	SE	ALL	AH	HL	OR	SE	ALL	AH	HL	OR	SE	ALL	AH	HL	OR	SE	ALL	AH	HL	OR	SE	ALL	
	NO.	NO.	NO.	NO.	NO.	NO.	NO.	NO.	NO.	NO.	NO.	NO.	NO.	NO.	NO.	NO.	NO.	NO.	NO.	NO.	NO.	NO.	NO.	NO.	NO.	
CRIMINAL JUSTICE/SECURITY PROGRAM	10	.	.	.	10	13	1	1	.	15	7	.	.	.	3	10	9	.	.	2	11	7	1	.	3	11
CULINARY ARTS	.	1	26	1	28	1	.	16	1	18	.	.	14	.	14	2	1	24	.	27	1	.	19	.	20	
DATA PROCESS-BUSINESS PROGRAMMING	3	1	34	6	44	5	2	27	10	44	6	1	22	2	31	4	1	24	5	34	3	2	12	4	21	
DATA PROCESSING - COMPUTER SCIENCE	.	.	8	2	10	1	1	9	1	12	2	.	3	.	5	.	.	2	.	2	1	1	2	1	5	
DATA PROCESSING - SYSTEMS ANALYSIS	.	.	11	.	11	1	1	9	3	14	6	.	6	5	17	2	1	4	4	11	3	1	6	5	15	
DENTAL HYGIENE	.	28	.	1	29	.	28	.	.	28	.	29	.	.	29	.	29	.	.	29	.	29	.	.	29	
DIAGNOSTIC MEDICAL SONOGRAPHY	.	.	.	20	20	1	.	.	16	17	1	.	.	21	22	.	.	.	.	.	.	.	.	.	26	26
DIESEL TRUCK AND HEAVY EQUIPMENT	1	.	.	.	1	1	.	.	.	1	3	.	.	.	3	1	.	.	.	1	.	.	.	.	.	
EARLY CHILDHOOD DEVELOPMENT	1	13	1	1	16	3	10	2	4	19	5	13	2	5	25	.	21	2	1	24	2	20	.	1	23	
ELECTRICAL TRADE/ELECTRO-MECHANICS	2	.	.	1	3	3	.	.	2	5	1	.	.	.	1	2	.	1	1	4	6	.	.	.	6	
ELECTRICAL TRADE/INDUST ELECTRONIC	7	.	1	1	9	4	.	1	1	6	1	.	.	.	1	1	.	.	.	1	2	.	.	.	2	

(CONTINUED)

OAKLAND COMMUNITY COLLEGE  
INFORMATION AND TELECOMMUNICATIONS SYSTEMS

DEGREES FOR 1986-1987 THROUGH 1990-91

PROGRAM: SIS225

15NOV91 PROGRAM	YEAR																								
	1986-1987					1987-1988					1988-1989					1989-1990					1990-1991				
	CAMPUS					CAMPUS					CAMPUS					CAMPUS					CAMPUS				
	AH	HL	OR	SE	ALL	AH	HL	OR	SE	ALL	AH	HL	OR	SE	ALL	AH	HL	OR	SE	ALL	AH	HL	OR	SE	ALL
	NO.	NO.	NO.	NO.	NO.	NO.	NO.	NO.	NO.	NO.	NO.	NO.	NO.	NO.	NO.	NO.	NO.	NO.	NO.	NO.	NO.	NO.	NO.	NO.	NO.
ELECTRONIC COMPUTER MICROPROCESSOR	4	1	1	.	6	7	.	1	.	8	3	.	.	.	3	5	.	1	.	6	3	.	.	.	3
ELECTRONICS TECHNOLOGY	15	1	.	.	16	8	.	.	.	8	7	1	1	1	10	10	1	1	1	13	9	.	.	1	10
EMERGENCY MEDICAL TECHNOLOGY	4	.	.	.	4	2	.	1	.	3	2	1	1	.	4	5	1	.	.	6	1	.	.	.	1
EXECUTIVE SECRETARIAL	3	5	1	5	14	3	.	1	2	6	1	1	2	.	4	3	.	.	4	7	1	1	.	3	5
EXERCISE SCIENCE & TECHNOLOGY	.	9	.	.	9	.	3	.	.	3	.	4	.	.	4	.	2	1	1	4	.	1	.	.	1
FOOD SERVICE MGT-DIETARYMANAGEMENT	.	.	3	.	3	.	.	2	.	2	.	.	6	.	6	.	.	.	.	.	.	.	.	.	.
FOODSERVICE MANAGEMENT	.	.	10	.	10	.	.	3	1	4	.	.	6	.	6	.	.	3	.	3	.	.	4	1	5
GENERAL STUDIES	31	17	19	32	99	33	18	30	41	122	45	24	28	50	147	44	18	35	44	141	51	26	43	51	171
GERONTOLOGY	1	1	.	4	6	.	1	.	3	4	1	1	1	6	9	1	1	.	1	3	.	.	1	4	5
GRAPH & COMM ART-ADVERTISING DES	1	.	10	.	11	.	.	9	.	9	.	1	7	1	9	.	.	10	.	10	3	.	7	.	10
GRAPHIC & COMM ART-ILLUSTRATION	1	.	9	.	10	.	.	8	.	8	.	.	3	.	3	.	.	7	.	7	.	.	6	.	6
HEALTH CARE ADMINISTRATION	1	.	.	4	5	2	.	2	4	8	1	.	3	4	8	2	.	.	4	6	1	1	.	2	4
HOSPITAL PHARMACY TECHNOLOGY	.	.	.	2	2	.	.	.	.	.	1	.	.	.	1	.	.	1	1	2	.	.	1	.	1

(CONTINUED)

OAKLAND COMMUNITY COLLEGE  
INFORMATION AND TELECOMMUNICATIONS SYSTEMS

DEGREES FOR 1986-1987 THROUGH 1990-91

PROGRAM: SIS225

15NOV91 PROGRAM	YEAR																								
	1986-1987					1987-1988					1988-1989					1989-1990					1990-1991				
	CAMPUS					CAMPUS					CAMPUS					CAMPUS					CAMPUS				
	AH	HL	OR	SE	ALL	AH	HL	OR	SE	ALL	AH	HL	OR	SE	ALL	AH	HL	OR	SE	ALL	AH	HL	OR	SE	ALL
NO.	NO.	NO.	NO.	NO.	NO.	NO.	NO.	NO.	NO.	NO.	NO.	NO.	NO.	NO.	NO.	NO.	NO.	NO.	NO.	NO.	NO.	NO.	NO.	NO.	
HOTEL, MOTEL MANAGEMENT	.	1	7	.	8	.	.	4	.	4	1	.	7	.	8	.	.	8	.	8	.	.	6	.	6
INDUSTRIAL SECRETARY	3	.	.	.	3	2	.	.	.	2	2	.	.	.	2	1	.	.	.	1	1	.	.	.	1
INDUSTRIAL SUPERVISION/MGT	.	.	.	.	.	2	.	.	.	2	2	.	.	.	2	.	.	.	.	.	1	.	.	.	1
INDUSTRIAL TECHNOLOGY	26	.	.	.	26	15	.	.	.	15	20	.	1	.	21	11	.	.	.	11	20	1	.	.	21
LANDSCAPE TECHNOLOGY	6	.	1	.	7	4	.	1	.	5	9	.	.	1	10	3	.	.	.	3	2	1	.	.	3
LAW ENFORCEMENT	15	2	1	1	19	20	1	3	4	28	16	1	1	3	21	18	1	2	.	21	15	.	.	.	15
LEGAL ASSISTANT	.	.	.	.	.	1	.	.	1	2	2	3	3	2	10	.	5	8	1	14	3	1	13	7	24
LEGAL SECRETARIAL	3	4	4	.	11	5	1	1	1	8	1	.	3	1	5	1	.	.	1	2	1	1	.	2	4
LIBERAL ARTS	127	63	188	99	477	161	59	201	125	546	155	89	232	140	616	155	78	238	140	611	151	100	226	134	611
LIBERAL ARTS-FINE ARTS (VISUAL)	1	2	2	2	7	2	1	1	2	6	1	.	4	2	7	1	.	1	2	4	2	.	3	2	7
LIBRARY TECHNICAL ASSISTANT	.	.	1	.	1	2	.	1	1	4	.	.	1	.	1	2	.	2	.	4	3	.	2	.	5
MACHINE TOOL TECHNOLOGY	.	.	.	.	.	.	.	.	.	.	1	.	.	.	1	.	.	.	1	1	.	.	.	.	.
MANUFACTURING TECHNOLOGY	5	.	.	.	5	9	.	.	.	9	6	.	.	.	6	15	.	.	.	15	11	.	.	.	11
MECHANICAL DESIGN TECHNOLOGY	4	1	.	.	5	1	.	1	.	2	1	.	.	.	1	1	.	.	.	1	3	.	.	.	3

(CONTINUED)

OAKLAND COMMUNITY COLLEGE  
INFORMATION AND TELECOMMUNICATIONS SYSTEMS

DEGREES FOR 1986-1987 THROUGH 1990-91

PROGRAM: SIS225

15NOV91       PROGRAM	YEAR																													
	1986-1987					1987-1988					1988-1989					1989-1990					1990-1991									
	CAMPUS					CAMPUS					CAMPUS					CAMPUS					CAMPUS									
	AH	HL	OR	SE	ALL	AH	HL	OR	SE	ALL	AH	HL	OR	SE	ALL	AH	HL	OR	SE	ALL	AH	HL	OR	SE	ALL					
	NO.	NO.	NO.	NO.	NO.	NO.	NO.	NO.	NO.	NO.	NO.	NO.	NO.	NO.	NO.	NO.	NO.	NO.	NO.	NO.	NO.	NO.	NO.	NO.	NO.					
MECHANICAL PRODUCTION TECHNOLOGY											3				3															
MEDICAL ASSISTING		10	1		11		6	1		7		6			6		1			1		11			11					
MEDICAL LABORATORY TECHNOLOGY		17		1	18		19		1	20		9		1	10		8		1	9	1	3			4					
MEDICAL RECORDS TRANSCRIPTIONIST	1	1	1	1	4			1		1			1		1				1	1	1	1			1					
MEDICAL SECRETARIAL	1	1	1	1	4	1	1	1	3	6	2				2	1				1	2									
MENTAL HEALTH/SOCIAL WORK	55	12	14	10	91	52	10	15	7	84	44	5	12	9	70	52	7	7	15	81	50	17	10	11	88					
MGT DEV - BUSINESS MANAGEMENT	3		11	1	15	4	2	20	3	29	2	1	8	4	15	4	2	8	2	16	4	3	8	2	17					
MGT DEV - RETAIL FASHION & BUYING			3		3			4	1	5			1	1			2	3		5			2	1	3					
MGT DEV - RETAIL MANAGEMENT		1	2		3			3		3			2	1	3			2		2	1	1	2		4					
MGT DEV-OFFICE ADMINISTRATION	3	1	3	2	9	5	2	3	1	11	1	2	4	2	9	1	1	5	1	8			3	3	6					
MICROPROCESSOR UTILIZATION/REPA- IR																						1			1					

(CONTINUED)

OAKLAND COMMUNITY COLLEGE  
INFORMATION AND TELECOMMUNICATIONS SYSTEMS

7

PROGRAM: SIS225

DEGREES FOR 1986-1987 THROUGH 1990-91

15NOV91 PROGRAM	YEAR																								
	1986-1987					1987-1988					1988-1989					1989-1990					1990-1991				
	CAMPUS					CAMPUS					CAMPUS					CAMPUS					CAMPUS				
	AH	HL	OR	SE	ALL	AH	HL	OR	SE	ALL	AH	HL	OR	SE	ALL	AH	HL	OR	SE	ALL	AH	HL	OR	SE	ALL
	NO.	NO.	NO.	NO.	NO.	NO.	NO.	NO.	NO.	NO.	NO.	NO.	NO.	NO.	NO.	NO.	NO.	NO.	NO.	NO.	NO.	NO.	NO.	NO.	NO.
NUCLEAR MEDICINE TECHNOLOGY	1	.	.	.	1	.	.	.	3	3	.	.	.	1	1	.	1	.	1	2	1	.	.	1	
NURSING	3	100	.	1	104	1	96	2	.	99	112	1	.	113	.	83	.	2	85	112	.	.	112	.	
OFFICE INFORMATION SYSTEMS	.	.	.	.	.	1	2	1	1	5	2	6	1	2	11	5	4	3	2	14	7	6	3	7	23
POLICE EVIDENCE TECHNOLOGY	2	.	.	.	2	1	.	.	1	2	6	.	.	.	6	1	1	.	.	2	1	.	.	.	1
PRE-ENGINEERING	4	1	3	4	12	3	2	1	3	9	7	.	8	1	16	4	3	3	1	11	6	.	1	1	8
PRE-INTERNATIONAL COMMERCE	.	1	.	.	1	.	.	1	.	1	.	.	.	.	.	.	.	.	.	.	.	.	.	1	1
PUBLICATION PRODUCTION TECHNOLOGY	.	.	.	.	.	.	1	.	.	1	.	2	1	.	3	.	1	.	.	1	.	1	.	.	1
RADIOLOGIC TECHNOLOGY	.	.	.	.	.	.	.	.	.	.	.	.	.	.	.	.	.	.	.	.	1	.	.	4	5
RESPIRATORY THERAPY	.	.	.	13	13	.	4	.	16	20	1	3	.	4	8	.	.	.	1	1	.	.	.	9	9
RETAIL SECURITY	.	.	.	.	.	.	.	.	.	.	1	.	.	.	1	.	.	.	.	.	.	.	.	.	.
ROBOTICS TECHNOLOGY-ELECTRO	32	1	1	.	34	27	.	.	2	29	11	.	.	.	11	6	.	.	.	6	9	.	1	2	12
ROBOTICS TECHNOLOGY-HYDRO	9	.	.	.	9	4	.	1	.	5	3	.	1	.	4	2	.	.	.	2	1	.	.	.	1
SCIENCE	17	7	11	13	48	16	8	17	10	51	11	5	19	7	42	13	3	13	12	41	18	6	7	8	39

(CONTINUED)

OAKLAND COMMUNITY COLLEGE  
INFORMATION AND TELECOMMUNICATIONS SYSTEMS

DEGREES FOR 1986-1987 THROUGH 1990-91

PROGRAM: SIS225

15NOV91	YEAR																								
	1986-1987					1987-1988					1988-1989					1989-1990					1990-1991				
	CAMPUS					CAMPUS					CAMPUS					CAMPUS					CAMPUS				
	AH	HL	OR	SE	ALL	AH	HL	OR	SE	ALL	AH	HL	OR	SE	ALL	AH	HL	OR	SE	ALL	AH	HL	OR	SE	ALL
NO.	NO.	NO.	NO.	NO.	NO.	NO.	NO.	NO.	NO.	NO.	NO.	NO.	NO.	NO.	NO.	NO.	NO.	NO.	NO.	NO.	NO.	NO.	NO.	NO.	
PROGRAM																									
SECURITY AND RISK MANAGEMENT	.	.	.	.	.	.	.	.	.	.	.	.	.	.	.	.	.	.	.	.	.	.	.	.	.
SMALL COMPUTER SYSTEM TECHNOLOGY	.	.	3	1	4	2	.	7	.	9	1	.	5	1	7	3	.	5	.	8	2	.	4	.	6
VEHICLE BODY TECHNOLOGY	5	.	.	.	5	3	.	.	1	4	1	.	.	.	1	2	.	.	.	2	2	.	1	.	3
WELDING AND FABRICATING TECHNOLOGY	.	.	1	.	1	2	.	.	.	2	.	.	.	.	.	.	.	.	.	.	.	.	.	.	.
WORD PROCESSING AND TEXT EDITING	8	5	6	9	28	16	5	3	6	30	6	3	1	6	16	7	1	.	3	11	1	.	.	1	2
TOTAL	549	389	573	382	1893	635	368	588	421	2012	562	391	587	401	1941	574	380	571	387	1912	573	429	545	441	1988

OAKLAND COMMUNITY COLLEGE  
INFORMATION AND TELECOMMUNICATIONS SYSTEMS

PROGRAM: SIS225

TOTAL CERTIFICATES FOR 1986-87 THROUGH 1990-91

15NOV91 PROGRAM	YEAR																								
	1986-1987					1987-1988					1988-1989					1989-1990					1990-1991				
	CAMPUS					CAMPUS					CAMPUS					CAMPUS					CAMPUS				
	AH	HL	OR	SE	ALL	AH	HL	OR	SE	ALL	AH	HL	OR	SE	ALL	AH	HL	OR	SE	ALL	AH	HL	OR	SE	ALL
NO.	NO.	NO.	NO.	NO.	NO.	NO.	NO.	NO.	NO.	NO.	NO.	NO.	NO.	NO.	NO.	NO.	NO.	NO.	NO.	NO.	NO.	NO.	NO.	NO.	
ACCOUNTING	1	2	1	2	6	2	.	1	3	6	2	1	.	2	5	5	3	.	3	11	6	1	2	1	10
ASSESSMENT ADMINISTRATION CERT	.	.	.	.	.	1	.	.	.	1	.	.	.	.	.	.	.	.	.	.	.	.	.	.	.
AUDIO VISUAL TECHNOLOGY	.	.	.	.	.	.	.	.	.	.	.	.	.	.	.	.	.	.	.	.	.	1	.	.	1
AUDIOVISUAL TECHNOLOGY- PHOTOGRAPHY	.	.	.	1	1	.	.	.	2	2	.	.	.	.	.	2	.	.	.	2	.	.	.	.	.
AUTOMOBILE SERVICING	1	.	.	.	1	4	.	.	1	5	3	.	.	.	3	4	.	.	.	4	1	.	.	.	1
AUTOMOTIVE TECHNOLOGY- ENGINEERING	1	.	.	.	1	1	.	2	.	3	.	.	.	.	.	2	.	.	.	2	.	.	.	.	.
AUTOMOTIVE TECHNOLOGY- RETAILING	.	.	.	.	.	1	.	.	.	1	2	.	.	.	2	.	.	.	.	.	.	.	.	.	.
CLIMATE CONTROL SYSTEMS TECHNOLOGY	11	.	.	.	11	3	.	1	1	5	2	1	.	.	3	2	.	.	.	2	5	1	.	1	7
COMPUTER AIDED DESIGN TECHNOLOGY	1	.	.	.	1	1	.	.	.	1	2	.	.	.	2	3	.	.	.	3	2	.	.	.	2
COMPUTER PROGRAMMER CERTIFICATE	.	.	.	.	.	.	.	.	.	.	.	.	.	.	.	.	.	.	.	.	.	.	1	.	1
CONFERENCE AND COURT REPORTING	1	.	.	1	2	.	.	.	.	.	.	.	.	.	.	.	.	.	.	.	.	.	.	.	.

(CONTINUED)

OAKLAND COMMUNITY COLLEGE  
INFORMATION AND TELECOMMUNICATIONS SYSTEMS

TOTAL CERTIFICATES FOR 1986-87 THROUGH 1990-91

PROGRAM: SIS225

15NOV91 PROGRAM	YEAR																													
	1986-1987					1987-1988					1988-1989					1989-1990					1990-1991									
	CAMPUS					CAMPUS					CAMPUS					CAMPUS					CAMPUS									
	AH	HL	OR	SE	ALL	AH	HL	OR	SE	ALL	AH	HL	OR	SE	ALL	AH	HL	OR	SE	ALL	AH	HL	OR	SE	ALL					
	NO.	NO.	NO.	NO.	NO.	NO.	NO.	NO.	NO.	NO.	NO.	NO.	NO.	NO.	NO.	NO.	NO.	NO.	NO.	NO.	NO.	NO.	NO.	NO.	NO.					
CORRECTIONS OFFICER						1					1																			
CRIMINAL JUSTICE/SECURITY PROGRAM																										1				1
DENTAL ASSISTING		6			6	2	3			5		2			2															
DIESEL TRUCK AND HEAVY EQUIPMENT	2				2															3					3	2				2
DRAFTING	3		1		4	3			1	4	3				3	2									2	2		1		3
ELECTRICAL TRADE/ELECTRO-MECHANICS						1				1																1				1
ELECTRONIC COMPUTER MICROPROCESSOR	1				1	3				3	1				1	1									1					
ELECTRONICS TECHNOLOGY	2				2	2				2	1				1											1				1
EXECUTIVE SECRETARIAL	1		1	2	4																				1	1				
EXERCISE SCIENCE & TECHNOLOGY		1			1								3		3													1		1
GERONTOLOGY							1			1																			4	4
GRAPH & COMM ART-ADVERTISING DES			1		1							2	2	1	5															
GRAPHIC & COMM ART-ILLUSTRATION			1		1			1		1		1	1		2															

(CONTINUED)



OAKLAND COMMUNITY COLLEGE  
INFORMATION AND TELECOMMUNICATIONS SYSTEMS

TOTAL CERTIFICATES FOR 1986-87 THROUGH 1990-91

PROGRAM: SIS225

15NOV91 PROGRAM	YEAR																								
	1986-1987					1987-1988					1988-1989					1989-1990					1990-1991				
	CAMPUS					CAMPUS					CAMPUS					CAMPUS					CAMPUS				
	AH	HL	OR	SE	ALL	AH	HL	OR	SE	ALL	AH	HL	OR	SE	ALL	AH	HL	OR	SE	ALL	AH	HL	OR	SE	ALL
	NO.	NO.	NO.	NO.	NO.	NO.	NO.	NO.	NO.	NO.	NO.	NO.	NO.	NO.	NO.	NO.	NO.	NO.	NO.	NO.	NO.	NO.	NO.	NO.	NO.
HEALTH CARE ADMINISTRATION	1	.	1	2	4	.	.	1	1	2	1	.	.	2	3	.	.	.	4	4	.	1	.	3	4
HOSPITAL PHARMACY TECHNOLOGY	1	.	1	.	2	.	.	.	3	3	.	.	.	3	3	.	.	.	3	3	1	.	.	2	3
LANDSCAPE TECHNOLOGY	5	.	.	.	5	3	.	1	.	4	1	.	.	.	1	6	.	.	.	6	1	.	.	.	1
LAW ENFORCEMENT	1	.	.	.	1	.	.	.	.	.	2	.	.	.	2	.	.	.	.	.	.	.	.	.	.
LEGAL ASSISTANT	.	.	.	.	.	1	.	2	1	4	.	.	3	.	3	.	1	1	1	3	1	.	5	1	7
LEGAL SECRETARIAL	1	.	.	.	1	1	.	.	.	1	.	.	.	.	.	.	.	.	.	.	.	.	.	1	1
LIBRARY TECHNICAL ASSISTANT	.	.	.	.	.	.	.	.	.	.	.	.	.	.	.	.	.	.	.	.	1	.	.	.	1
MACHINE TOOL TECHNOLOGY	.	.	.	.	.	.	.	.	.	.	1	.	.	.	1	.	.	.	.	.	.	.	.	.	.
MECHANICAL DESIGN TECHNOLOGY	1	.	.	.	1	2	.	.	.	2	.	.	.	.	.	1	.	.	.	1	.	.	.	.	.
MEDICAL RECORDS TRANSCRIPTIONIST	.	.	.	.	.	.	.	.	1	1	.	.	.	.	.	.	.	.	.	.	1	.	.	.	1
MEDICAL SECRETARIAL	.	.	.	.	.	.	.	.	.	.	.	.	1	1	2	.	.	.	.	2	.	.	.	.	.
OFFICE ASSISTANT	1	.	.	1	2	.	.	.	.	.	.	.	.	.	.	.	.	.	.	.	.	.	.	.	.
OFFICE INFORMATION SYSTEMS	.	.	.	.	.	.	.	.	.	.	1	.	.	2	3	1	.	1	2	4	3	1	.	2	6
POLICE EVIDENCE TECHNOLOGY	.	1	.	.	1	.	.	.	.	.	.	.	1	1	.	.	.	.	.	.	.	.	.	.	.

(CONTINUED)

OAKLAND COMMUNITY COLLEGE  
INFORMATION AND TELECOMMUNICATIONS SYSTEMS

12

PROGRAM: SIS225

TOTAL CERTIFICATES FOR 1986-87 THROUGH 1990-91

15NOV91 PROGRAM	YEAR																								
	1986-1987					1987-1988					1988-1989					1989-1990					1990-1991				
	CAMPUS					CAMPUS					CAMPUS					CAMPUS					CAMPUS				
	AH	HL	OR	SE	ALL	AH	HL	OR	SE	ALL	AH	HL	OR	SE	ALL	AH	HL	OR	SE	ALL	AH	HL	OR	SE	ALL
	NO.	NO.	NO.	NO.	NO.	NO.	NO.	NO.	NO.	NO.	NO.	NO.	NO.	NO.	NO.	NO.	NO.	NO.	NO.	NO.	NO.	NO.	NO.	NO.	NO.
PRACTICAL NURSE EDUCATION	2	8	4	31	45	2	6	2	40	50	4	11	.	56	71	1	1	.	3	5	9	5	.	53	67
PUBLICATION PRODUCTION TECHNOLOGY	.	.	.	.	.	.	1	.	.	1	.	.	.	.	.	.	.	.	.	.	.	.	.	.	.
RETAIL SECURITY	.	.	.	.	.	.	.	.	.	.	.	.	.	1	1	.	.	.	.	.	.	.	.	.	.
ROBOTICS TECHNOLOGY-ELECTRO	2	.	.	.	2	3	.	.	.	3	2	.	.	.	2	2	.	.	.	.	2	3	.	.	3
ROBOTICS TECHNOLOGY-HYDRO	.	.	.	.	.	.	.	.	.	.	1	.	.	.	1	.	.	.	.	.	.	.	.	.	.
VEHICLE BODY TECHNOLOGY	1	.	.	.	1	4	.	.	.	4	3	.	.	.	3	3	.	.	.	.	3	4	.	.	4
WELDING AND FABRICATING TECHNOLOGY	.	.	.	.	.	1	.	.	.	1	.	.	.	.	.	.	.	.	.	.	.	.	.	.	.
WORD PROCESSING AND TEXT EDITING	3	3	.	2	8	.	.	1	1	2	1	.	.	2	3	1	.	.	.	.	1	1	.	.	1
TOTAL	44	21	11	42	118	42	11	12	55	120	33	21	6	71	131	41	5	2	17	65	46	11	9	68	134

OAKLAND COMMUNITY COLLEGE  
INFORMATION AND TELECOMMUNICATIONS SYSTEMS

TOTAL DEGREES/CERTIFICATES FOR 1986-87 THROUGH 1990-

PROGRAM: SIS225  
91

15NOV91 PROGRAM	YEAR																								
	1986-1987					1987-1988					1988-1989					1989-1990					1990-1991				
	CAMPUS					CAMPUS					CAMPUS					CAMPUS					CAMPUS				
	AH	HL	OR	SE	ALL	AH	HL	OR	SE	ALL	AH	HL	OR	SE	ALL	AH	HL	OR	SE	ALL	AH	HL	OR	SE	ALL
	NO.	NO.	NO.	NO.	NO.	NO.	NO.	NO.	NO.	NO.	NO.	NO.	NO.	NO.	NO.	NO.	NO.	NO.	NO.	NO.	NO.	NO.	NO.	NO.	NO.
ACCOUNTING	20	17	23	30	90	35	14	14	21	84	31	15	19	22	87	30	25	15	21	91	24	16	17	21	78
ALTERNATE ENERGIES TECHNOLOGY	1				1	2				2	1				1										
ALTERNATE ENERGY-BUSINESS	1				1	1				1															
ALTERNATE ENERGY-MANAGEMENT						3				3						1				1					
ASSESSMENT ADMINISTRATION	1				1																				
ASSESSMENT ADMINISTRATION CERT						1				1															
AUDIO VISUAL TECHNOLOGY	1		1		2	1		1		2				2	2			1		1		1	2		3
AUDIOVISUAL TECHNOLOGY-PHOTOGRAPHY			4	4	8			5	4	9			8	1	9	3		7	1	11	2		4	1	7
AUTOMOBILE SERVICING	3				3	8			1	9	7				7	7		1		8	10				10
AUTOMOTIVE TECHNOLOGY-ENGINEERING	2				2	5	1	3	1	10	1				1	4				4	1				1
AUTOMOTIVE TECHNOLOGY-RETAILING	1				1	1		1		2	3				3	1				1	1				1

(CONTINUED)

OAKLAND COMMUNITY COLLEGE  
INFORMATION AND TELECOMMUNICATIONS SYSTEMS

TOTAL DEGREES/CERTIFICATES FOR 1986-87 THROUGH 1990-

91

PROGRAM: SIS225

15NOV91 PROGRAM	YEAR																								
	1986-1987					1987-1988					1988-1989					1989-1990					1990-1991				
	CAMPUS					CAMPUS					CAMPUS					CAMPUS					CAMPUS				
	AH	HL	OR	SE	ALL	AH	HL	OR	SE	ALL	AH	HL	OR	SE	ALL	AH	HL	OR	SE	ALL	AH	HL	OR	SE	ALL
	NO.	NO.	NO.	NO.	NO.	NO.	NO.	NO.	NO.	NO.	NO.	NO.	NO.	NO.	NO.	NO.	NO.	NO.	NO.	NO.	NO.	NO.	NO.	NO.	NO.
AVIATION FLIGHT TECHNOLOGY	.	3	1	.	4	.	2	1	.	3	1	3	.	.	4	.	4	.	.	4	.	4	.	.	4
AVIATION MANAGEMENT OPTION	.	1	.	.	1	.	2	.	1	3	.	.	.	.	.	1	2	.	1	4	.	1	.	.	1
BUSINESS ADMINISTRATION	91	60	129	108	388	109	61	130	109	409	86	51	120	88	345	108	70	108	103	389	96	60	111	117	384
CAT-TELEVISION FIELD PRODUCTION	.	.	2	.	2	.	.	2	.	2	.	.	.	.	.	.	.	.	.	.	.	.	1	1	2
CERAMIC TECHNOLOGY	.	.	1	.	1	.	.	.	1	1	.	.	.	1	1	.	.	.	.	.	.	.	.	.	.
CLIMATE CONTROL SYSTEMS TECHNOLOGY	16	1	.	.	17	18	.	1	1	20	10	1	.	.	11	5	1	.	.	6	8	2	1	1	12
COMMUNICATION ARTS & TECHNOLOGY	1	.	11	1	13	1	.	13	2	16	1	.	13	.	14	2	.	13	2	17	.	.	9	1	10
COMPUTER AIDED DESIGN TECHNOLOGY	5	1	.	.	6	8	.	1	.	9	17	.	1	.	18	25	1	.	2	28	25	.	3	1	29
COMPUTER BASED PHOTO TECHNOLOGY	.	.	.	.	.	.	.	.	.	.	.	.	.	.	.	.	.	.	.	.	.	.	1	.	1
COMPUTER INFORMATION SYSTEMS	.	.	.	.	.	.	.	.	.	.	.	.	.	.	.	.	.	.	.	.	1	.	1	.	2
COMPUTER INTEG MNFG-PLANT FACILIT	.	.	.	.	.	.	.	.	.	.	.	.	.	.	.	1	.	.	.	1	.	.	.	.	.

(CONTINUED)

OAKLAND COMMUNITY COLLEGE  
INFORMATION AND TELECOMMUNICATIONS SYSTEMS

17

TOTAL DEGREES/CERTIFICATES FOR 1986-87 THROUGH 1990-

91

PROGRAM: SIS225

15NOV91 PROGRAM	YEAR																								
	1986-1987					1987-1988					1988-1989					1989-1990					1990-1991				
	CAMPUS					CAMPUS					CAMPUS					CAMPUS					CAMPUS				
	AH	HL	OR	SE	ALL	AH	HL	OR	SE	ALL	AH	HL	OR	SE	ALL	AH	HL	OR	SE	ALL	AH	HL	OR	SE	ALL
	NO.	NO.	NO.	NO.	NO.	NO.	NO.	NO.	NO.	NO.	NO.	NO.	NO.	NO.	NO.	NO.	NO.	NO.	NO.	NO.	NO.	NO.	NO.	NO.	NO.
GRAPH & COMM ART- ADVERTISING DES	1	.	11	.	12	.	.	9	.	9	.	3	9	2	14	.	.	10	.	10	3	.	7	.	10
GRAPHIC & COMM ART-ILLUSTRATION	1	.	10	.	11	.	.	9	.	9	.	1	4	.	5	.	.	7	.	7	.	.	6	.	6
HEALTH CARE ADMINISTRATION	2	.	1	6	9	2	.	3	5	10	2	.	3	6	11	2	.	8	10	1	2	.	5	8	
HOSPITAL PHARMACY TECHNOLOGY	1	.	1	2	4	.	.	.	3	3	1	.	.	3	4	.	.	1	4	5	1	.	1	2	4
HOTEL, MOTEL MANAGEMENT	.	1	7	.	8	.	.	4	.	4	1	.	7	.	8	.	.	8	.	8	.	.	6	.	6
INDUSTRIAL SECRETARY	3	.	.	.	3	2	.	.	.	2	2	.	.	.	2	1	.	.	.	1	1	.	.	.	1
INDUSTRIAL SUPERVISION/MGT	.	.	.	.	.	2	.	.	.	2	2	.	.	.	2	.	.	.	.	.	1	.	.	.	1
INDUSTRIAL TECHNOLOGY	26	.	.	.	26	15	.	.	.	15	20	.	1	.	21	11	.	.	.	11	20	1	.	.	21
LANDSCAPE TECHNOLOGY	11	.	1	.	12	7	.	2	.	9	10	.	.	1	11	9	.	.	.	9	3	1	.	.	4
LAW ENFORCEMENT	16	2	1	1	20	20	1	3	4	28	18	1	1	3	23	18	1	2	.	21	15	.	.	.	15
LEGAL ASSISTANT	.	.	.	.	.	2	.	2	2	6	2	3	6	2	13	.	6	9	2	17	4	1	18	8	31
LEGAL SECRETARIAL	4	4	4	.	12	6	1	1	1	9	1	.	3	1	5	1	.	.	1	2	1	1	.	3	5
LIBERAL ARTS	127	63	188	99	477	161	59	201	125	546	155	89	232	140	616	155	78	238	140	611	151	100	226	134	611
LIBERAL ARTS-FINE ARTS (VISUAL)	1	2	2	2	7	2	1	1	2	6	1	.	4	2	7	1	.	1	2	4	2	.	3	2	7

(CONTINUED)

OAKLAND COMMUNITY COLLEGE  
INFORMATION AND TELECOMMUNICATIONS SYSTEMS

TOTAL DEGREES/CERTIFICATES FOR 1986-87 THROUGH 1990-

91

PROGRAM: SIS225

15NOV91 PROGRAM	YEAR																								
	1986-1987					1987-1988					1988-1989					1989-1990					1990-1991				
	CAMPUS					CAMPUS					CAMPUS					CAMPUS					CAMPUS				
	AH	HL	OR	SE	ALL	AH	HL	OR	SE	ALL	AH	HL	OR	SE	ALL	AH	HL	OR	SE	ALL	AH	HL	OR	SE	ALL
	NO.	NO.	NO.	NO.	NO.	NO.	NO.	NO.	NO.	NO.	NO.	NO.	NO.	NO.	NO.	NO.	NO.	NO.	NO.	NO.	NO.	NO.	NO.	NO.	NO.
LIBRARY TECHNICAL ASSISTANT	.	.	1	.	1	2	.	1	1	4	.	.	1	.	1	2	.	.	.	4	4	.	2	.	6
MACHINE TOOL TECHNOLOGY	.	.	.	.	.	.	.	.	.	.	2	.	.	.	2	.	.	.	1	1	.	.	.	.	.
MANUFACTURING TECHNOLOGY	5	.	.	.	5	9	.	.	.	9	6	.	.	.	6	15	.	.	.	15	11	.	.	.	11
MECHANICAL DESIGN TECHNOLOGY	5	1	.	.	6	3	.	1	.	4	1	.	.	.	1	2	.	.	.	2	3	.	.	.	3
MECHANICAL PRODUCTION TECHNOLOGY	.	.	.	.	.	.	.	.	.	.	3	.	.	.	3	.	.	.	.	.	.	.	.	.	.
MEDICAL ASSISTING	.	10	1	.	11	.	6	1	.	7	.	6	.	.	6	.	1	.	.	1	.	11	.	.	11
MEDICAL LABORATORY TECHNOLOGY	.	17	.	1	18	.	19	.	1	20	.	9	.	1	10	.	8	.	1	9	1	3	.	.	4
MEDICAL RECORDS TRANSCRIPTIONIST	1	1	1	1	4	.	.	1	1	2	.	.	1	.	1	.	.	.	1	1	2	.	.	.	2
MEDICAL SECRETARIAL	1	1	1	1	4	1	1	1	3	6	2	.	.	1	3	3	.	.	1	4	.	.	.	.	.
MENTAL HEALTH/SOCIAL WORK	55	12	14	10	91	52	10	15	7	84	44	5	12	9	70	52	7	7	15	81	50	17	10	11	88
MGT DEV - BUSINESS MANAGEMENT	3	.	11	1	15	4	2	20	3	29	2	1	8	4	15	4	2	8	2	16	4	3	8	2	17
MGT DEV - RETAIL FASHION & BUYING	.	.	3	.	3	.	.	4	1	5	.	.	.	1	1	.	2	3	.	5	.	.	2	1	3

(CONTINUED)

OAKLAND COMMUNITY COLLEGE  
INFORMATION AND TELECOMMUNICATIONS SYSTEMS

TOTAL DEGREES/CERTIFICATES FOR 1986-87 THROUGH 1990-

91

PROGRAM: SIS225

15NOV91 PROGRAM	YEAR																								
	1986-1987					1987-1988					1988-1989					1989-1990					1990-1991				
	CAMPUS					CAMPUS					CAMPUS					CAMPUS					CAMPUS				
	AH	HL	OR	SE	ALL	AH	HL	OR	SE	ALL	AH	HL	OR	SE	ALL	AH	HL	OR	SE	ALL	AH	HL	OR	SE	ALL
	NO.	NO.	NO.	NO.	NO.	NO.	NO.	NO.	NO.	NO.	NO.	NO.	NO.	NO.	NO.	NO.	NO.	NO.	NO.	NO.	NO.	NO.	NO.	NO.	NO.
COMPUTER PROGRAMMER CERTIFICATE																								1	1
CONFERENCE AND COURT REPORTING	2			2	4		1			1				1	1				1		1				
CORRECTIONS OFFICER	1				1	3				3	1				1	3				3	1				1
COSMETOLOGY			3	2	5	3	2	4	5	14	2		5	1	8	1	2	1	3	7	3	1	4	3	11
CRIMINAL JUSTICE/SECURITY PROGRAM	10				10	13	1	1		15	7			3	10	9			2	11	8	1		3	12
CULINARY ARTS		1	26	1	28	1		16	1	18			14		14	2	1	24		27	1		19		20
DATA PROCESS-BUSINESS PROGRAMMING	3	1	34	6	44	5	2	27	10	44	6	1	22	2	31	4	1	24	5	34	3	2	12	4	21
DATA PROCESSING - COMPUTER SCIENCE			8	2	10	1	1	9	1	12	2		3		5			2		2	1	1	2	1	5
DATA PROCESSING - SYSTEMS ANALYSIS			11		11	1	1	9	3	14	6		6	5	17	2	1	4	4	11	3	1	6	5	15
DENTAL ASSISTING		6			6	2	3			5		2			2										
DENTAL HYGIENE		28		1	29		28			28		29			29		29			29		29			29
DIAGNOSTIC MEDICAL SONOGRAPHY				20	20	1			16	17	1			21	22									26	26
DIESEL TRUCK AND HEAVY EQUIPMENT	3				3	1				1	3				3	4				4	2				2

(CONTINUED)

OAKLAND COMMUNITY COLLEGE  
INFORMATION AND TELECOMMUNICATIONS SYSTEMS

16

TOTAL DEGREES/CERTIFICATES FOR 1986-87 THROUGH 1990-

91

PROGRAM: SIS225

15NOV91 PROGRAM	YEAR																									
	1986-1987					1987-1988					1988-1989					1989-1990					1990-1991					
	CAMPUS					CAMPUS					CAMPUS					CAMPUS					CAMPUS					
	AH	HL	OR	SE	ALL	AH	HL	OR	SE	ALL	AH	HL	OR	SE	ALL	AH	HL	OR	SE	ALL	AH	HL	OR	SE	ALL	
	NO.	NO.	NO.	NO.	NO.	NO.	NO.	NO.	NO.	NO.	NO.	NO.	NO.	NO.	NO.	NO.	NO.	NO.	NO.	NO.	NO.	NO.	NO.	NO.	NO.	
DRAFTING	3	.	1	.	4	3	.	.	1	4	3	.	.	.	3	2	.	.	.	.	2	2	.	1	.	3
EARLY CHILDHOOD DEVELOPMENT	1	13	1	1	16	3	10	2	4	19	5	13	2	5	25	.	21	2	1	24	2	20	.	1	23	
ELECTRICAL TRADE/ELECTRO-MECHANICS	2	.	.	1	3	4	.	.	2	6	1	.	.	.	1	2	.	1	1	4	7	.	.	.	7	
ELECTRICAL TRADE/INDUST ELECTRONIC	7	.	1	1	9	4	.	1	1	6	1	.	.	.	1	1	.	.	.	1	2	.	.	.	2	
ELECTRONIC COMPUTER MICROPROCESSOR	5	1	1	.	7	10	.	1	.	11	4	.	.	.	4	6	.	1	.	7	3	.	.	.	3	
ELECTRONICS TECHNOLOGY	17	1	.	.	18	10	.	.	.	10	8	1	1	1	11	10	1	1	1	13	10	.	.	1	11	
EMERGENCY MEDICAL TECHNOLOGY	4	.	.	.	4	2	.	1	.	3	2	1	1	.	4	5	1	.	.	6	1	.	.	.	1	
EXECUTIVE SECRETARIAL	4	5	2	7	18	3	.	1	2	6	1	1	2	.	4	3	.	.	5	8	1	1	.	3	5	
EXERCISE SCIENCE & TECHNOLOGY	.	10	.	.	10	.	3	.	.	3	.	7	.	.	7	.	2	1	1	4	.	2	.	.	2	
FOOD SERVICE MGT-DIETARYMANAGEMENT	.	.	3	.	3	.	.	2	.	2	.	.	6	.	6	.	.	.	.	.	.	.	.	.	.	
FOODSERVICE MANAGEMENT	.	.	10	.	10	.	.	3	1	4	.	.	6	.	6	.	.	3	.	3	.	.	4	1	5	
GENERAL STUDIES	31	17	19	32	99	33	18	30	41	122	45	24	28	50	147	44	18	35	44	141	51	26	43	51	171	
GERONTOLOGY	1	1	.	4	6	.	2	.	3	5	1	1	1	6	9	1	1	.	1	3	.	.	1	8	9	

(CONTINUED)



OAKLAND COMMUNITY COLLEGE  
INFORMATION AND TELECOMMUNICATIONS SYSTEMS

19

TOTAL DEGREES/CERTIFICATES FOR 1986-87 THROUGH 1990-

91

PROGRAM: SIS225

15NOV91 PROGRAM	YEAR																									
	1986-1987					1987-1988					1988-1989					1989-1990					1990-1991					
	CAMPUS					CAMPUS					CAMPUS					CAMPUS					CAMPUS					
	AH	HL	OR	SE	ALL	AH	HL	OR	SE	ALL	AH	HL	OR	SE	ALL	AH	HL	OR	SE	ALL	AH	HL	OR	SE	ALL	
	NO.	NO.	NO.	NO.	NO.	NO.	NO.	NO.	NO.	NO.	NO.	NO.	NO.	NO.	NO.	NO.	NO.	NO.	NO.	NO.	NO.	NO.	NO.	NO.	NO.	
MGT DEV - RETAIL MANAGEMENT	.	1	2	.	3	.	.	3	.	3	.	.	2	1	3	.	.	2	.	2	1	1	2	.	4	
MGT DEV-OFFICE ADMINISTRATION	3	1	3	2	9	5	2	3	1	11	1	2	4	2	9	1	1	5	1	8	.	.	3	3	6	
MICROPROCESSOR UTILIZATION/REPAIR	.	.	.	.	.	.	.	.	.	.	.	.	.	.	.	.	.	.	.	.	.	1	.	.	1	
NUCLEAR MEDICINE TECHNOLOGY	1	.	.	.	1	.	.	.	3	3	.	.	.	1	1	.	1	.	1	2	1	.	.	.	1	
NURSING	3	100	.	1	104	1	96	2	.	99	112	1	.	113	83	.	2	85	.	112	.	.	.	.	112	
OFFICE ASSISTANT	1	.	.	1	2	.	.	.	.	.	.	.	.	.	.	.	.	.	.	.	.	.	.	.	.	
OFFICE INFORMATION SYSTEMS	.	.	.	.	.	1	2	1	1	5	3	6	1	4	14	6	4	4	4	18	10	7	3	9	29	
POLICE EVIDENCE TECHNOLOGY	2	1	.	.	3	1	.	.	1	2	6	.	.	1	7	1	1	.	.	2	1	.	.	.	1	
PRACTICAL NURSE EDUCATION	2	8	4	31	45	2	6	2	40	50	4	11	.	56	71	1	1	.	3	5	9	5	.	53	67	
PRE-ENGINEERING	4	1	3	4	12	3	2	1	3	9	7	.	8	1	16	4	3	3	1	11	6	.	1	1	8	
PRE-INTERNATIONAL COMMERCE	.	1	.	.	1	.	.	1	.	1	.	.	.	.	.	.	.	.	.	.	.	.	.	1	1	
PUBLICATION PRODUCTION TECHNOLOGY	.	.	.	.	.	.	2	.	.	2	.	2	1	.	3	.	1	.	.	1	.	1	.	.	1	
RADIOLOGIC TECHNOLOGY	.	.	.	.	.	.	.	.	.	.	.	.	.	.	.	.	.	.	.	.	.	1	.	.	4	5

(CONTINUED)

OAKLAND COMMUNITY COLLEGE  
INFORMATION AND TELECOMMUNICATIONS SYSTEMS

TOTAL DEGREES/CERTIFICATES FOR 1986-87 THROUGH 1990-

91

PROGRAM: SIS225

15NOV91	YEAR																								
	1986-1987					1987-1988					1988-1989					1989-1990					1990-1991				
	CAMPUS					CAMPUS					CAMPUS					CAMPUS					CAMPUS				
	AH	HL	OR	SE	ALL	AH	HL	OR	SE	ALL	AH	HL	OR	SE	ALL	AH	HL	OR	SE	ALL	AH	HL	OR	SE	ALL
	NO.	NO.	NO.	NO.	NO.	NO.	NO.	NO.	NO.	NO.	NO.	NO.	NO.	NO.	NO.	NO.	NO.	NO.	NO.	NO.	NO.	NO.	NO.	NO.	NO.
PROGRAM																									
RESPIRATORY THERAPY	.	.	.	13	13	.	4	.	16	20	1	3	.	4	8	.	.	.	1	1	.	.	.	9	9
RETAIL SECURITY	.	.	.	.	.	.	.	.	.	.	1	.	.	1	2	.	.	.	.	.	.	.	.	.	.
ROBOTICS TECHNOLOGY-ELECTRO	34	1	1	.	36	30	.	.	2	32	13	.	.	.	13	8	.	.	.	8	12	.	1	2	15
ROBOTICS TECHNOLOGY-HYDRO	9	.	.	.	9	4	.	1	.	5	4	.	1	.	5	2	.	.	.	2	1	.	.	.	1
SCIENCE	17	7	11	13	48	16	8	17	10	51	11	5	19	7	42	13	3	13	12	41	18	6	7	8	39
SECURITY AND RISK MANAGEMENT	.	.	.	.	.	.	.	.	.	.	.	.	.	.	.	.	.	.	.	.	1	.	.	.	1
SMALL COMPUTER SYSTEM TECHNOLOGY	.	.	3	1	4	2	.	7	.	9	11	.	5	1	7	3	.	5	.	8	2	.	4	.	6
VEHICLE BODY TECHNOLOGY	6	.	.	.	6	7	.	.	1	8	4	.	.	.	4	5	.	.	.	5	6	.	1	.	7
WELDING AND FABRICATING TECHNOLOGY	.	.	1	.	1	3	.	.	.	3	.	.	.	.	.	.	.	.	.	.	.	.	.	.	.
WORD PROCESSING AND TEXT EDITING	11	8	6	11	36	16	5	4	7	32	7	3	1	8	19	8	1	.	3	12	2	.	.	1	3
TOTAL	593	410	584	424	2011	1677	379	600	476	2132	595	412	593	472	2072	615	385	573	404	1977	619	440	554	509	2122