

# Oakland Community College: Know Your Students 2003



## Basic Terminology

- **Headcount:** Number of students enrolled at any given point in time.

---

---

---

---

---

---

---

---

## Basic Terminology

- **Credit Hour:** One credit hour is equal to 800 instructional minutes.

---

---

---

---

---

---

---

---

## Basic Terminology

- **First-time Student:** Student who has never enrolled at OCC in the past.

---

---

---

---

---

---

---

---

## Basic Terminology

- **First-Time In Any College (FTIAC):** New student who has never attended any post-secondary institution.

---

---

---

---

---

---

---

---

## Basic Terminology

- **Academic Year:** July 1 through June 30. Also, coincides with the College's fiscal year.

---

---

---

---

---

---

---

---

## Basic Terminology

- **One-Tenth Day of Term (1/10th Day):** Official count (census) date for counting enrollment. Calculated by adding the total number of days between the first and last day of a term (including weekends & holidays) then dividing by 10.

---

---

---

---

---

---

---

---

To what extent has student headcount changed between Fall 1997 and Fall 2003?

---

---

---

---

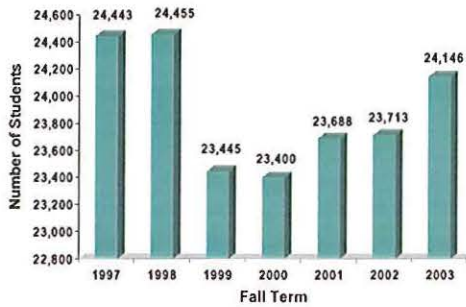
---

---

---

---

Total Student Headcount: Fall Term, 1/10th Day  
1997-2003



---

---

---

---

---

---

---

---

Which academic term has the largest student headcount?

---

---

---

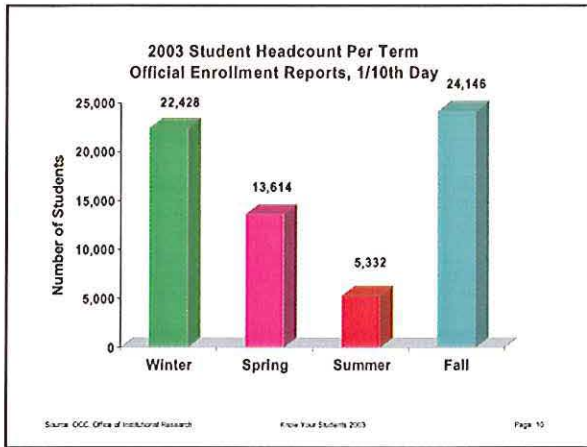
---

---

---

---

---




---

---

---

---

---

---

---

---

---

---

In the last nine years, what  
academic year did total  
student credit hours peak?

Source: OCC, Office of Institutional Research      Fall Year Students 2003      Page 11

---

---

---

---

---

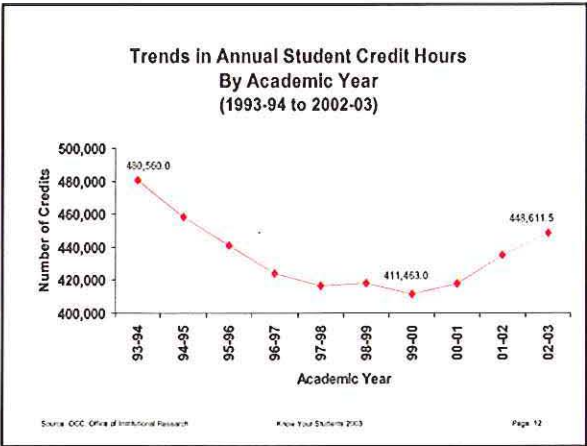
---

---

---

---

---




---

---

---

---

---

---

---

---

---

---



In Fall 2003, females  
comprised what percent of the  
student population?

---

---

---

---

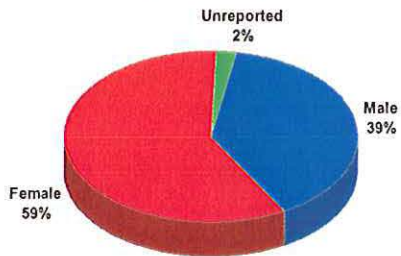
---

---

---

---

Student Gender  
Fall 2003 - 1/10th Day



---

---

---

---

---

---

---

---

What percent of Fall 2003  
students were non-white?

---

---

---

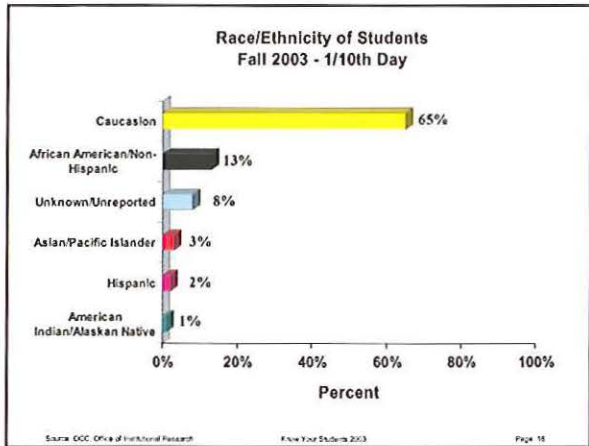
---

---

---

---

---




---

---

---

---

---

---

---

---

## What was the average age of students enrolled in Fall 2003?

Source: OCC, Office of Institutional Research      Fall 2003 Students 2003      Page 17

---

---

---

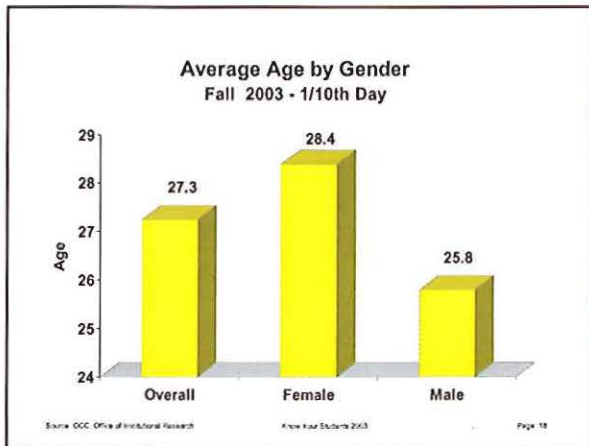
---

---

---

---

---




---

---

---

---

---

---

---

---

During the 2002-03 academic year, what percent of students were from out-of-district?

---

---

---

---

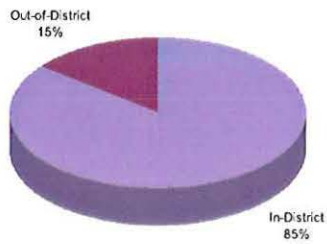
---

---

---

---

Percentage of In-District and Out-of-District Students  
Academic Year 2002-03 - 1/10th Day



---

---

---

---

---

---

---

---

During Fall 2003, what percent of students were enrolled full-time?

---

---

---

---

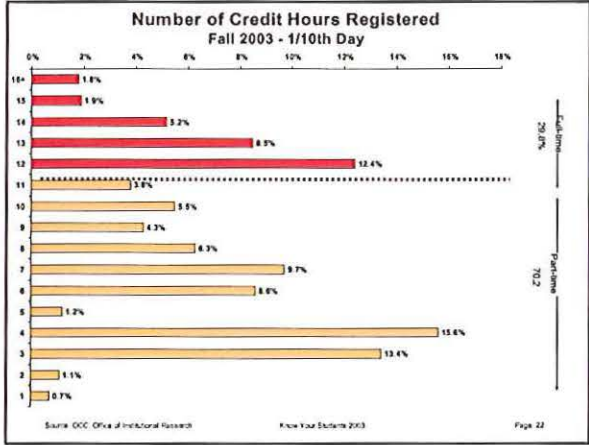
---

---

---

---






---

---

---

---

---

---

---

---

---

---

---

---

What percent of students were  
"new" to OCC in the Fall of  
2003?

Source: OCC, Office of Institutional Research      First Year Students 2003      Page 23

---

---

---

---

---

---

---

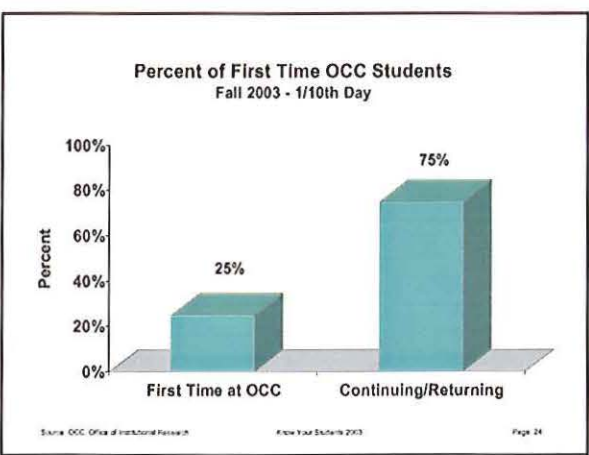
---

---

---

---

---




---

---

---

---

---

---

---

---

---

---

---

---

What percent of Fall 2003 new enrollees had prior college experience?

---

---

---

---

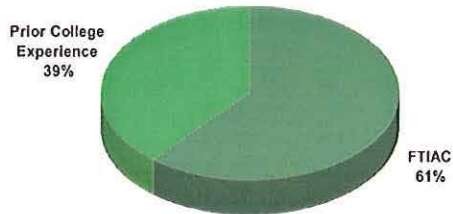
---

---

---

---

Percent of New OCC Students with Prior College Experience Fall 2003 - 1/10th Day



---

---

---

---

---

---

---

---

What percent of Fall 2003 students plan to obtain an OCC degree or certificate?



---

---

---

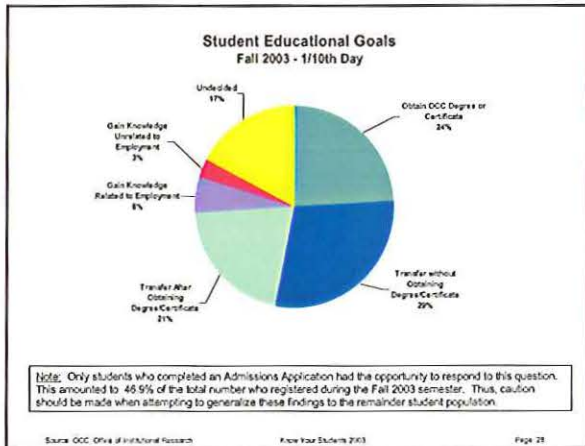
---

---

---

---

---




---

---

---

---

---

---

---

---

---

---

---

---

During the Academic year  
2002-03, which discipline  
generated the greatest  
number of credit hours?

Source: OCC Office of Institutional Research      Know Your Students 2003      Page 29

---

---

---

---

---

---

---

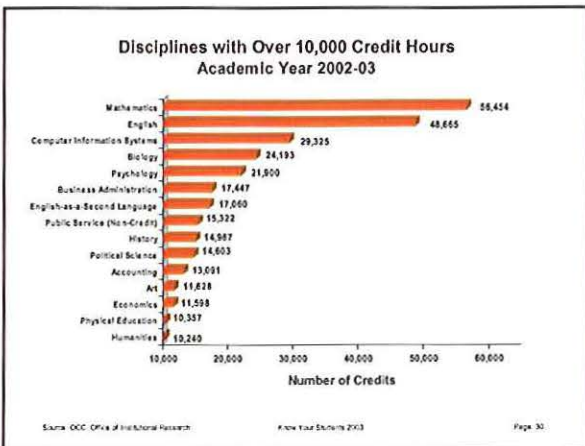
---

---

---

---

---




---

---

---

---

---

---

---

---

---

---

---

---

What was the most frequently declared credit curriculum for Fall 2003?

---

---

---

---

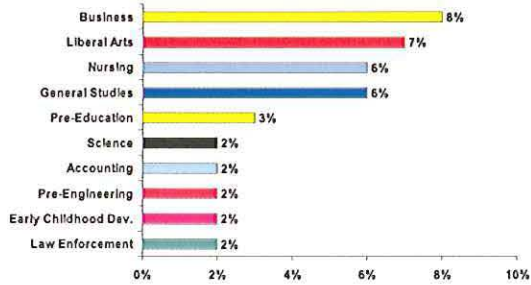
---

---

---

---

Top 10 Student Declared Curriculums  
Fall 2003 – 1/10<sup>th</sup> Day



---

---

---

---

---

---

---

---

What were the total numbers of Associate Degrees and Certificates granted during 2002-03?



---

---

---

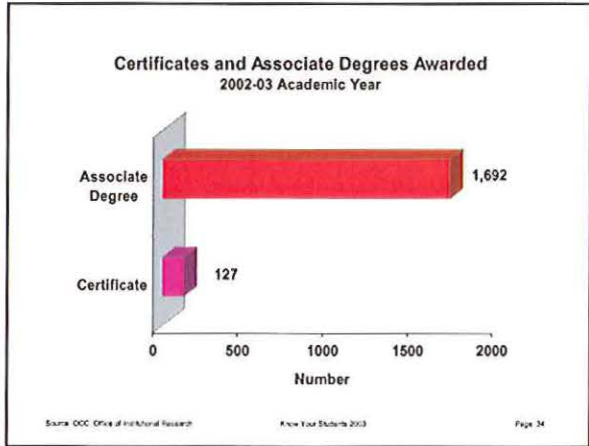
---

---

---

---

---




---

---

---

---

---

---

---

---

The majority of all Associate  
Degrees granted in 2002-03  
were awarded in what  
program?

Source: OOC, Office of Institutional Research  
New York Students 2003  
Page 35

---

---

---

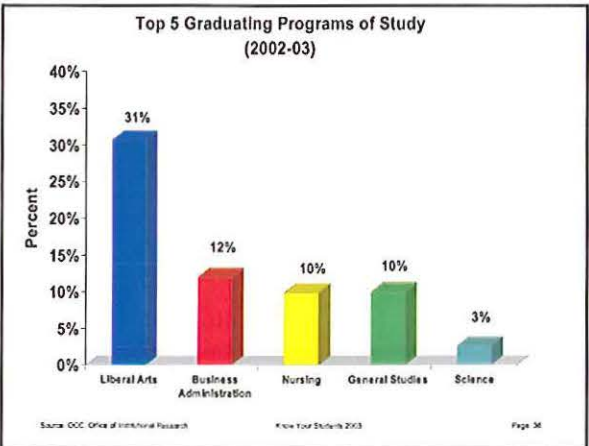
---

---

---

---

---




---

---

---

---

---

---

---

---

What percent of graduates attended college since leaving OCC?

---

---

---

---

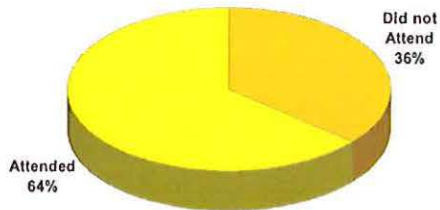
---

---

---

---

Percent of OCC Graduates that Return to College 2002-03



---

---

---

---

---

---

---

---

OCC graduates are most likely to attend which institution after receiving their OCC degree?

---

---

---

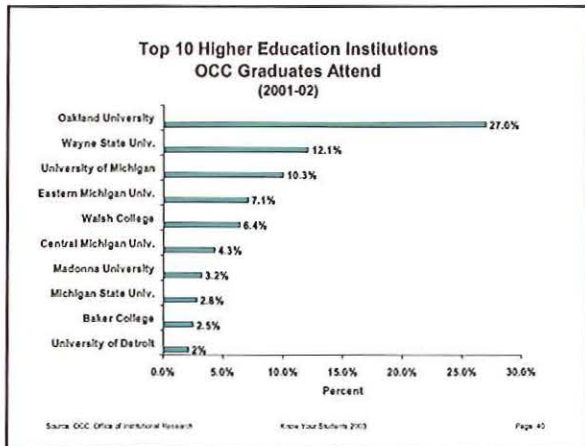
---

---

---

---

---




---

---

---

---

---

---

---

---

---

---

---

---

What percent of graduates are  
employed one year after  
receiving their OCC degree?

Source: OCC, Office of Institutional Research      Know Your Students 2003      Page 41

---

---

---

---

---

---

---

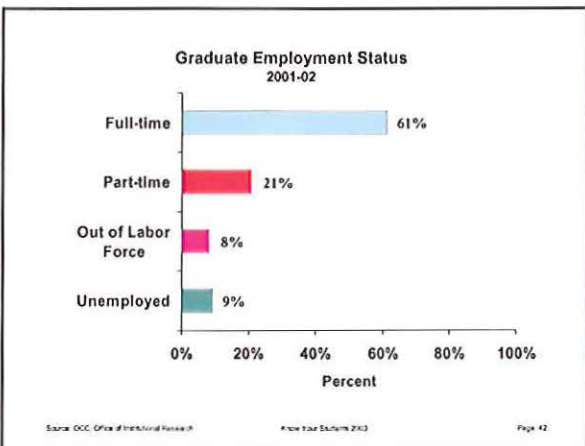
---

---

---

---

---




---

---

---

---

---

---

---

---

---

---

---

---

What percent of 2001-02 graduates were employed in jobs that were somewhat or highly related to their program of study at OCC?

---

---

---

---

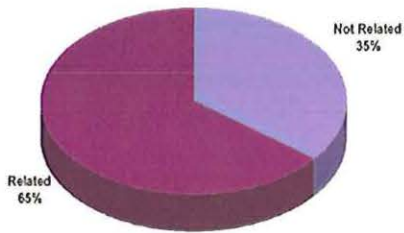
---

---

---

---

Percent of Students Finding Jobs Related to Program of Study from OCC 2001-02



---

---

---

---

---

---

---

---

What percent of graduates have jobs at the time of graduation?

---

---

---

---

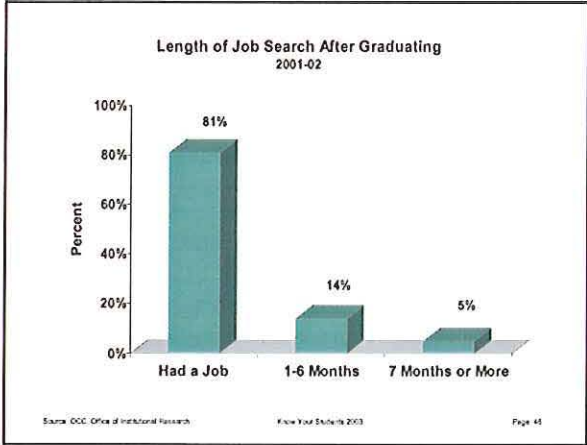
---

---

---

---






---

---

---

---

---

---

---

---

---

---



What is the average salary for  
OCC graduates who are  
employed in an academically  
related job?

Source: OCC, Office of Institutional Research  
Know Your Students 2003  
Page 47

---

---

---

---

---

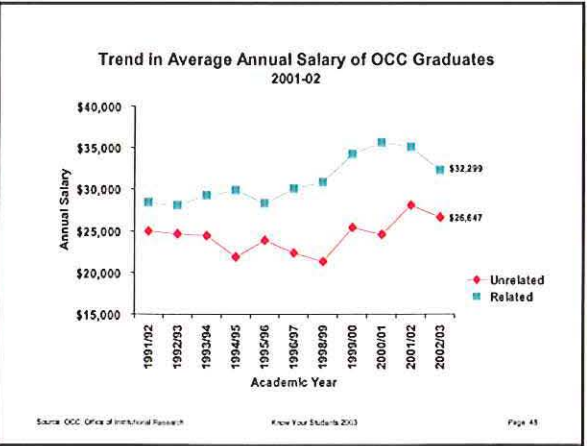
---

---

---

---

---




---

---

---

---

---

---

---

---

---

---

**Prepared by:**

Office of Institutional Research  
Oakland Community College  
140 South Saginaw, 6<sup>th</sup> Floor  
Pontiac, Michigan 48342  
Phone: (248) 341-2123  
Fax: (248) 232-4860

---

---

---

---

---

---

---

---

Oakland Community College:  
Know Your Students  
2003



## Basic Terminology

- Headcount: Number of students enrolled at any given point in time.

## Basic Terminology

- Credit Hour: One credit hour is equal to 800 instructional minutes.

## Basic Terminology

- First-time Student: Student who has never enrolled at OCC in the past.

## Basic Terminology

- First-Time In Any College (FTIAC): New student who has never attended any post-secondary institution.

## Basic Terminology

- Academic Year: July 1 through June 30. Also, coincides with the College's fiscal year.



## Basic Terminology

- One-Tenth Day of Term (1/10th Day): Official count (census) date for counting enrollment. Calculated by adding the total number of days between the first and last day of a term (including weekends & holidays) then dividing by 10.

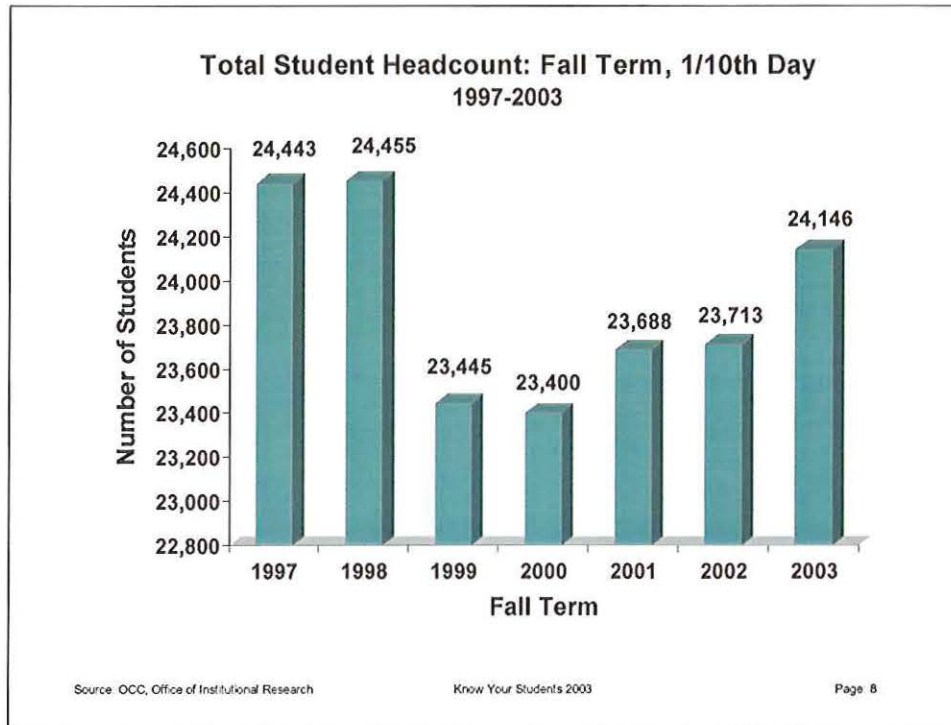
# To what extent has student headcount changed between Fall 1997 and Fall 2003?

Source: OCC, Office of Institutional Research

Know Your Students 2003

Page 7

2/21/04



**Documentation:**

DemoCourse file for Fall One-Tenth Day of respective year, status = 1. Run freq on status to obtain number.

OR

Pull from Fall of respective year Official Enrollment Report, One-Tenth Day, Headcount ~ college-wide.

Also, compare to what the FAST FACTS sheet reports.



# FAST FACTS ABOUT OCC STUDENTS, FALL 2003

**TOTAL HEADCOUNT** 24,146

## DEMOGRAPHICS

AGE		
Average Age		27.25
Median Age		23
Age Range		15 to 89

GENDER		
	#	%
Male	9,410	39%
Female	14,172	59%
Unreported	564	2%

CITIES WHERE MORE THAN 1,000 OCC STUDENTS RESIDE		
	#	%
Waterford	1,588	7%
Troy	1,477	6%
Southfield	1,445	6%
Farmington Hills	1,413	6%
Royal Oak	1,359	6%
Rochester Hills	1,327	5%
West Bloomfield	1,052	4%

RACE / ETHNICITY		
	#	%
White, Non-Hispanic	15,726	65%
African American, Non-Hispanic	3,062	13%
American Indian/Alaskan Native	134	1%
Asian/Pacific Islander	733	3%
Hispanic	511	2%
Non-Resident Alien	1,952	8%
Unknown or Unreported	2,028	8%

FULL AND PART-TIME STUDENTS		
Full-Time students are registered for 12 or more credit hours.		
	#	%
Part-Time	16,934	70%
Full-Time	7,212	30%

## FAST FACTS ABOUT OCC STUDENTS, FALL 2003

### COURSE OF STUDY

TOP CREDIT PROGRAMS (OVER 500 ENROLLED)		
	#	%
Business Administration (BUS.ABA)	2,002	8%
Liberal Arts (ALA.ALA)	1,676	7%
General Studies (GEN.AGS)	1,485	6%
Nursing (NUR.AASX and NUR.APP)	1,478	6%
Education (EDU.ALA)	679	3%
Undecided Students (UND.NON)	6,203	26%
Non-Degree Students (NDS.NON)	971	4%
Guest Students (GUE)	531	2%

STUDENT INTENT AT TIME OF REGISTRATION		
	#	%
To obtain an OCC degree or certificate	3,031	13%
To transfer to another institution <u>without</u> obtaining an OCC degree or certificate	3,764	16%
To transfer to another institution <u>after</u> obtaining an OCC degree or certificate	2,710	11%
To gain knowledge <u>related</u> to employment	703	3%
To gain knowledge <u>unrelated</u> to employment	387	2%
Undecided	2,224	9%
Unknown or Unreported	11,327	47%

### BY CAMPUS

#### TOTAL, UNDUPLICATED HEADCOUNT AND CREDIT HOURS

*Note: Unduplicated headcount includes all students registered and taking at least one course at Oakland Community College.*

*Students may take courses at more than one campus, meaning the number of students recorded by campus will not add up to the total.*

*FTE and Average Credit Load are provided college-wide only because the figures by campus do not accurately reflect true FTE and Credit Load*

	Headcount	FTE	Credit Hours	Average Credit Load
<b>TOTAL</b>	<b>24,146</b>	<b>13,017</b>	<b>195,254.0</b>	<b>8.09</b>
Auburn Hills	8,355	4,001	60,018.0	7.18
Highland Lakes	4,570	2,133	31,995.0	7.00
Orchard Ridge	7,599	3,469	52,036.0	6.85
Royal Oak	6,218	2,394	35,912.0	5.78
Southfield	2,824	1,019	15,283.0	5.41

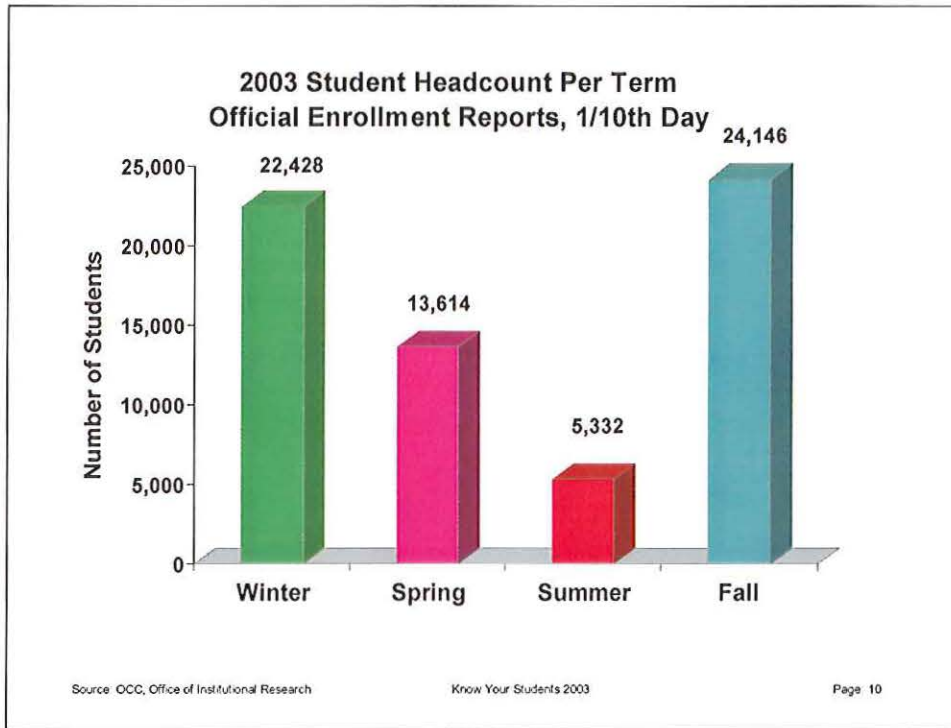
Which academic term has the largest student headcount?

Source: OCC, Office of Institutional Research

Know Your Students 2003

Page 9

2/21/04



Information is found on I:\Research Data\Student Information System\Updated One Tenth Day\ DemoCourse file of respective term/year, status = 1. Run freq on status to obtain number.


OR

Pull from Official Enrollment Report, One-Tenth Day, respective term/year  
 →Headcount ~ college-wide.

**Oakland Community College  
 Official Enrollment Report - Student Headcount  
 Fall 2003 - One-Tenth Day  
 College-Wide**

	1999	2000	2001	2002	2003	1-Year % Change	5-Year % Change
Actual First Day Enrollment	22,932	23,079	23,165	22,895	23,540	2.8%	2.7%
Actual One-Tenth Day Enrollment	23,445	23,400	23,688	23,713	24,146	1.8%	3.0%
% of Actual First Day Enrollment	102.2%	101.4%	102.3%	103.6%	102.6%		

**Actual One-Tenth Day of Session  
 Student Headcount**



**Summary**

The One-Tenth Day of Session student headcount increased 1.8% from Summer 2002 to Summer 2003.

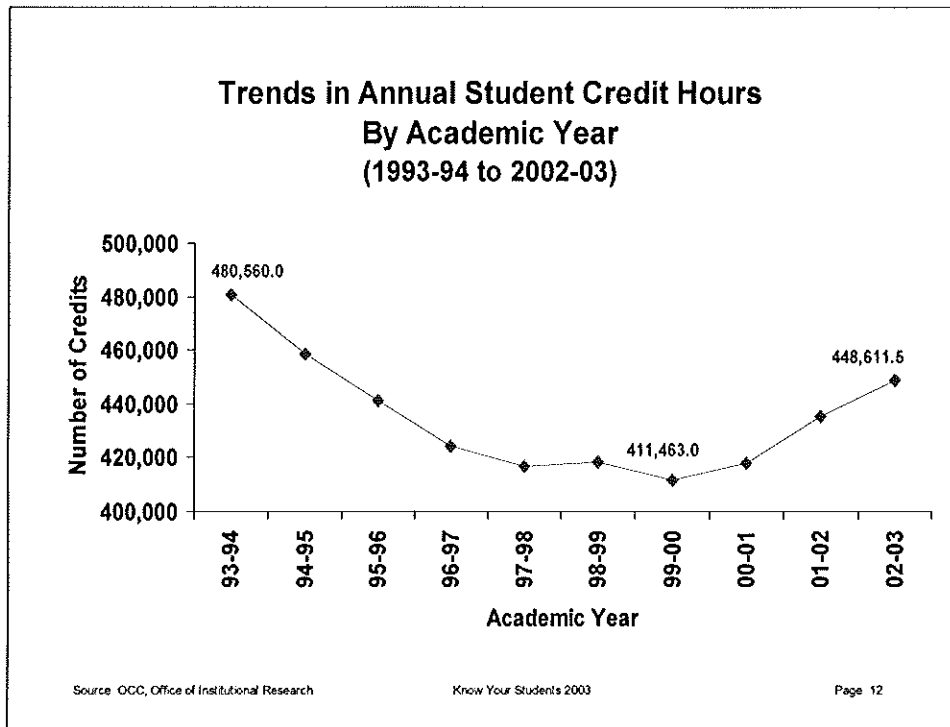
The five-year percentage change shows a 3% increase in actual student headcount.

Student headcount, as of the One-Tenth Day of Session, Fall 2003, is at 102.6% of First-Day of Session, Fall 2003.

NOTE: Summation of campus headcounts do not equal college totals due to attendance at more than one campus.



In the last nine years, what  
academic year did total  
student credit hours peak?



Use Official Enrollment Reports One-Tenth Day data for Academic Year  
 Information can also be obtained by calculating the Student Credit Hours by  
 using 1/10<sup>th</sup> day for Academic Year

Information is located on I:\Research Data\Student Information  
 System\Updated One Tenth Day, status = 1. Run freq on status to obtain  
 number.

Add up college-wide credit hours one-tenth day for summer, fall, winter, and  
 spring.

2/21/04

**Oakland Community College**  
**Official Enrollment - Credit Hours and Headcount**  
**College-wide**

**Credit Hours**

	2003	2002	2001	2000	1999	1998	1997	1996	1995
Summer One Tenth Day Enrollment	20,842.50	18,801.50	16,354.00	15,087.00	14,335.00	14,578.00	15,214.00	15,611.00	18,022.00
Fall One Tenth Day Enrollment	195,254.00	188,882.00	183,908.00	178,526.50	176,377.00	182,443.00	179,347.50	187,734.00	196,120.00
Winter One Tenth Day Enrollment	175,499.50	171,628.50	162,962.00	163,016.00	164,414.00	165,121.00	161,587.00	168,102.00	171,831.00
Spring One Tenth Day Enrollment	65,428.50	63,275.50	61,303.00	57,735.00	56,687.00	57,113.00	59,067.00	58,997.00	63,157.00
<b>Total</b>	<b>457,024.50</b>	<b>442,587.50</b>	<b>424,527.00</b>	<b>414,364.50</b>	<b>411,813.00</b>	<b>419,255.00</b>	<b>415,215.50</b>	<b>430,444.00</b>	<b>449,130.00</b>

**Headcount**

	2003	2002	2001	2000	1999	1998	1997	1996	1995
Summer One Tenth Day Enrollment	5,332	5,747	4,084	3,791	3,631	3,735	3,885	4,027	4,587
Fall One Tenth Day Enrollment	24,146	23,713	23,688	23,400	23,445	24,455	24,443	24,941	26,144
Winter One Tenth Day Enrollment	22,428	22,587	21,735	22,250	22,447	23,018	22,947	24,038	24,743
Spring One Tenth Day Enrollment	13,614	13,249	13,012	12,475	12,336	12,569	13,035	13,311	14,381
<b>Total</b>	<b>65,520</b>	<b>65,296</b>	<b>62,519</b>	<b>61,916</b>	<b>61,859</b>	<b>63,777</b>	<b>64,310</b>	<b>66,317</b>	<b>69,855</b>

Academic Year

Sum - Fall

2002-2003

~~60,275.50~~

18,801.50

188,882.00

175,499.50

65,428.50

448,611.50

2001-2002

16,354.00

183,908.00

171,628.50

63,275.50

435,166

2000-2001

15,087.00

178,526.50

162,962.00

61,303.00

417,878.50

1999-2000

14,335.00

176,377.00

163,016.00

57,735.00

411,463

**Oakland Community College  
Official Enrollment - Credit Hours and Headcount  
College-wide**

1994

17,302.00  
206,388.50  
189,487.00  
63,463.00  
476,640.50

1994

4,475  
27,129  
26,659  
14,545  
72,808

<p>94-95</p> <hr style="border: 1px solid black;"/> <p>17,302 206,388.5 171,831 63,157</p> <hr style="border: 1px solid black;"/> <p>458678.5</p>	<p>95-96</p> <hr style="border: 1px solid black;"/> <p>18022 196120 168102 38997</p> <hr style="border: 1px solid black;"/> <p>441241</p>
---	---