



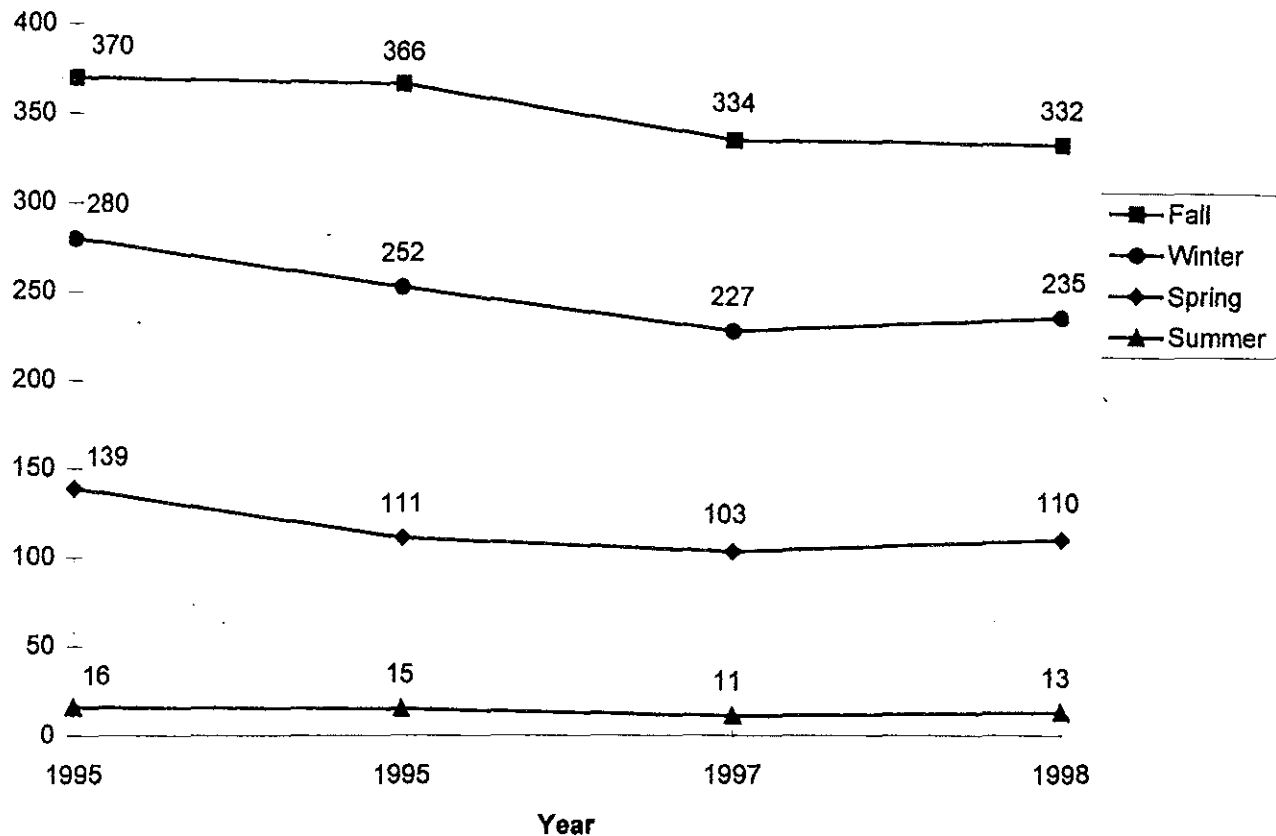
**OAKLAND  
COMMUNITY  
COLLEGE**

**1998/99 EFFECTIVENESS REPORT ON THE COLLEGE'S OCCUPATIONAL  
AND TECHNICAL PROGRAMS PURPOSE**

**Prepared by:  
The Office of Institutional Research  
June, 1999**

**Oakland Community College**  
**1998/99 Effectiveness Report on Occupational and Technical Programs**

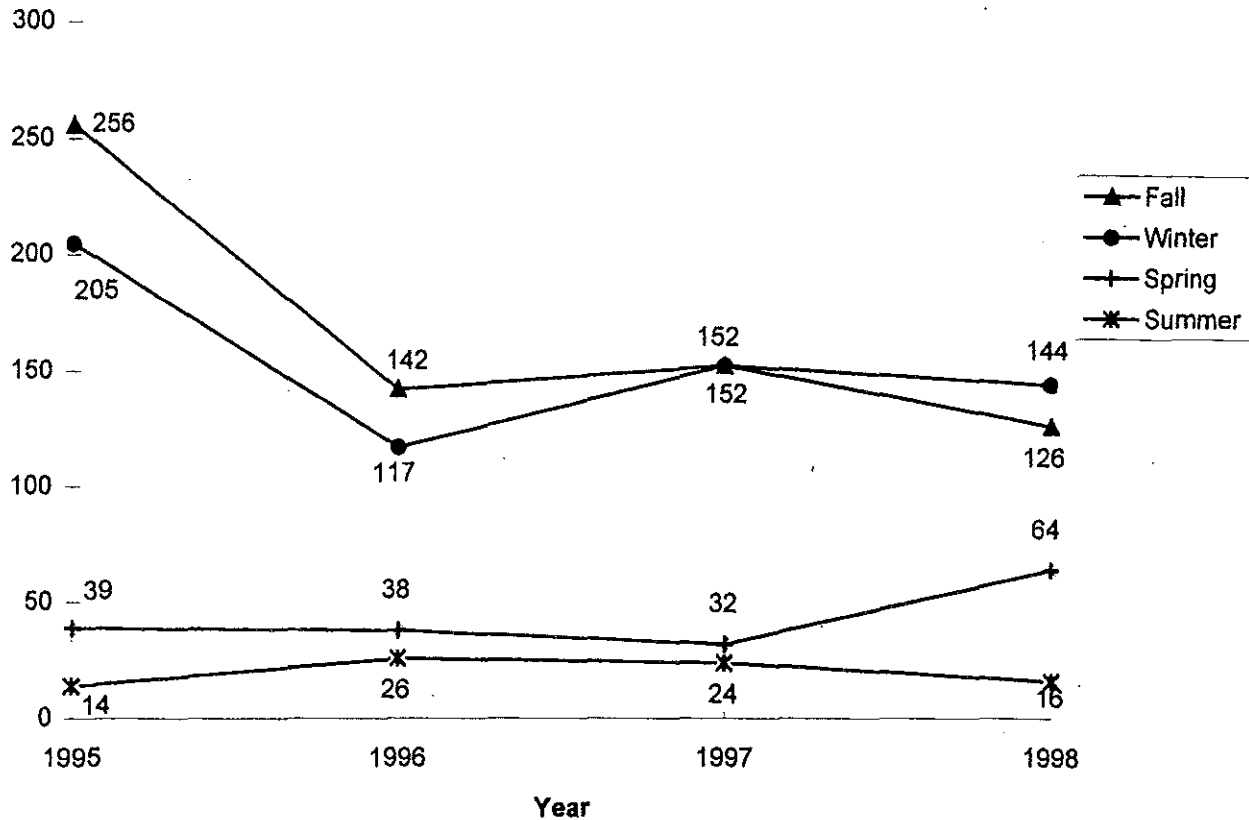
**Trend in Number of OCC Students Participating in Internships and Cooperative Learning**



Analysis: Over the past four years, there has been a slight absolute decrease in the number of OCC students participating in Internships and Cooperative Learning. However, there has been little change in the total proportion of OCC students participating in such experiences. For example, in the Fall Sessions of 1997 and 1998, total enrollment at OCC was 24,455 and 23,957 respectively. Thus, about 14% of OCC students in both sessions were enrolled in Internships and Cooperative Learning. OCC students are most likely to enroll in Internships and Cooperatives in the Fall and Winter Sessions. The smallest number of OCC students enroll in the Summer and Spring Sessions. A complete listing of the course numbers included in this graphic is an addendum to this report.

**Oakland Community College  
1998/99 Effectiveness Report on Occupational and Technical Programs**

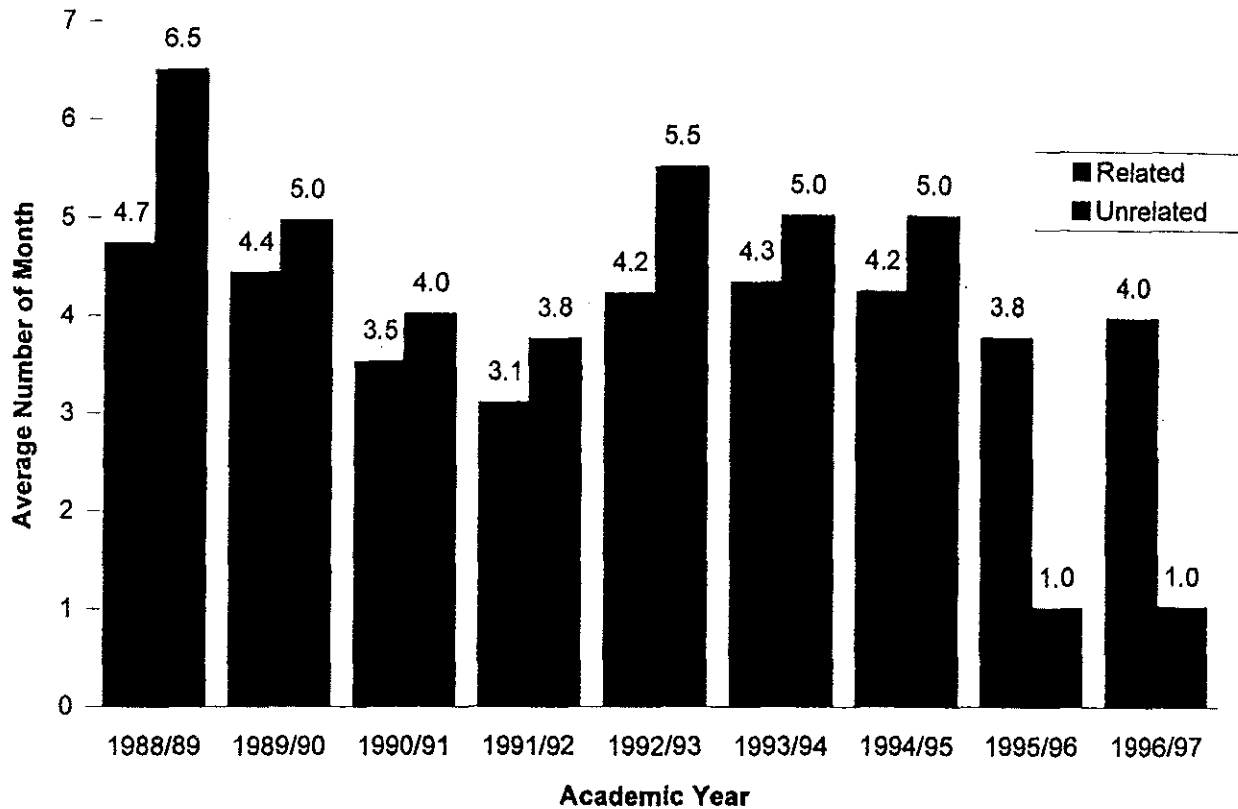
**Trend in Number of OCC Students Participating in Apprenticeship Courses**



Analysis: Between 1995 and 1998, the enrollment in Apprenticeship courses at OCC decreased in the Fall, Winter, and Summer Sessions. At the same time, there has been a small upturn in the enrollment in Apprenticeship courses during the Spring Sessions in 1998. A small portion of the decline may be due to the decrease in total enrollment at OCC during this four year period, however, it does not account for all of the decline. The decrease in enrollment was not as steep as the drop in student participation in Apprenticeship courses. For example, in the Fall 1995 Session 26,144 students were enrolled at OCC while 23,957 students were enrolled in the Fall 1998 Session. Less than 1% of OCC Students were enrolled in Apprenticeship courses in 1995, and about .5% of OCC Students were enrolled in Apprenticeship courses in Fall 1998. A complete listing of the course numbers included in this graphic is an addendum to this report.

**Oakland Community College**  
**1998/99 Effectiveness Report on Occupational and Technical Programs**

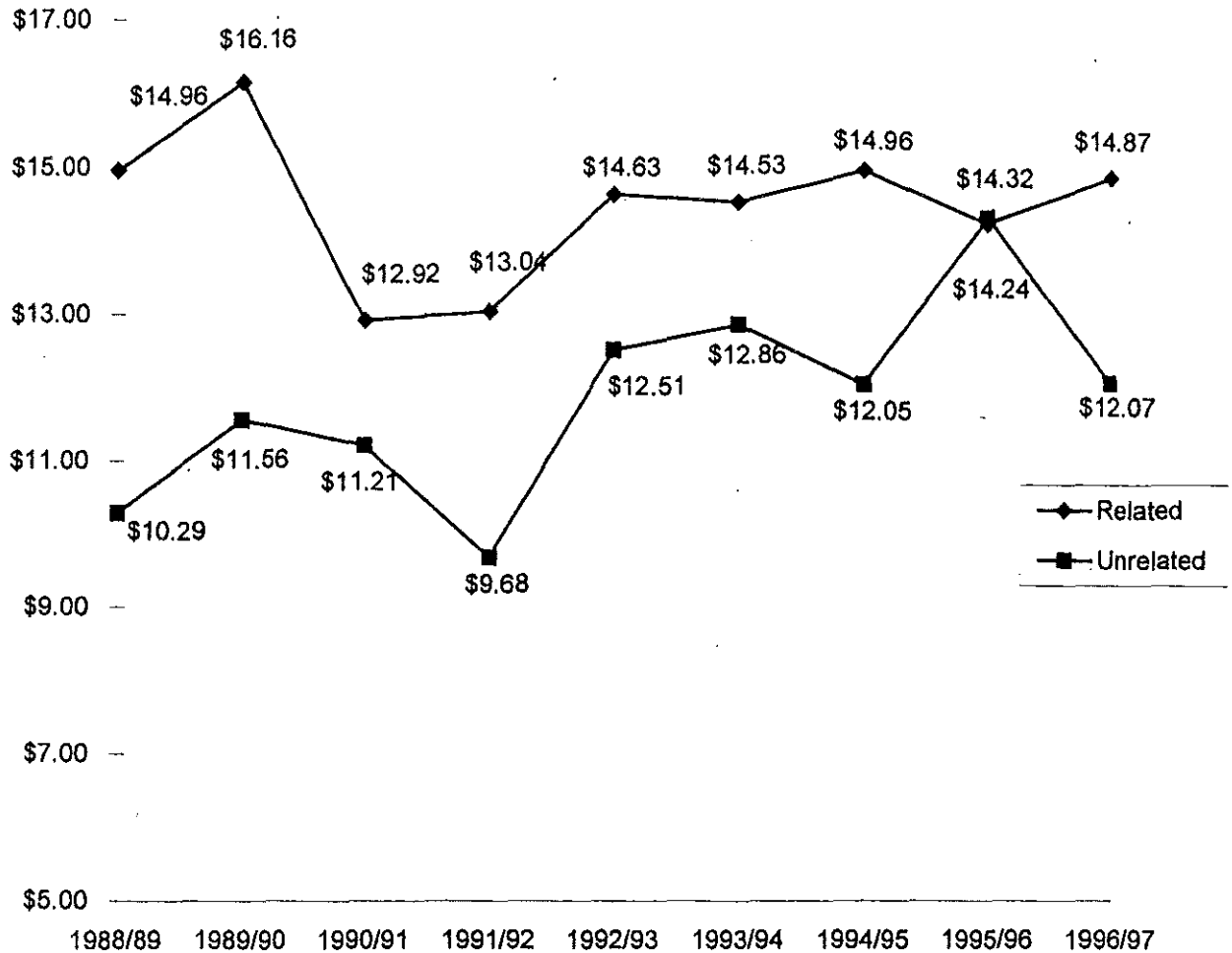
**Trend in Average Number of Months for OCC Graduates to Find Employment**



Analysis: OCC graduates spend an average of 4 months looking for a job after graduation. This figure does not include those graduates who already had a job prior to their graduation. This trend mirrors unemployment rates for Southeastern lower Michigan for the same ten-year period. When unemployment was high (e.g. 9.5% in January 1993) OCC graduates took an average of 4.5 months to locate employment, about 2 weeks longer than the average for the entire ten-year period. This figure does represent a significant, but small difference in the length of time taken to locate a job. In line with the strong labor market over the past three years, 96% of OCC graduates in 1995-96 and 1996-97 located a job within six months of graduation. Inflation figures were calculated by the U.S. Commerce Department.

**Oakland Community College  
1998/99 Effectiveness Report on Occupational and Technical Programs**

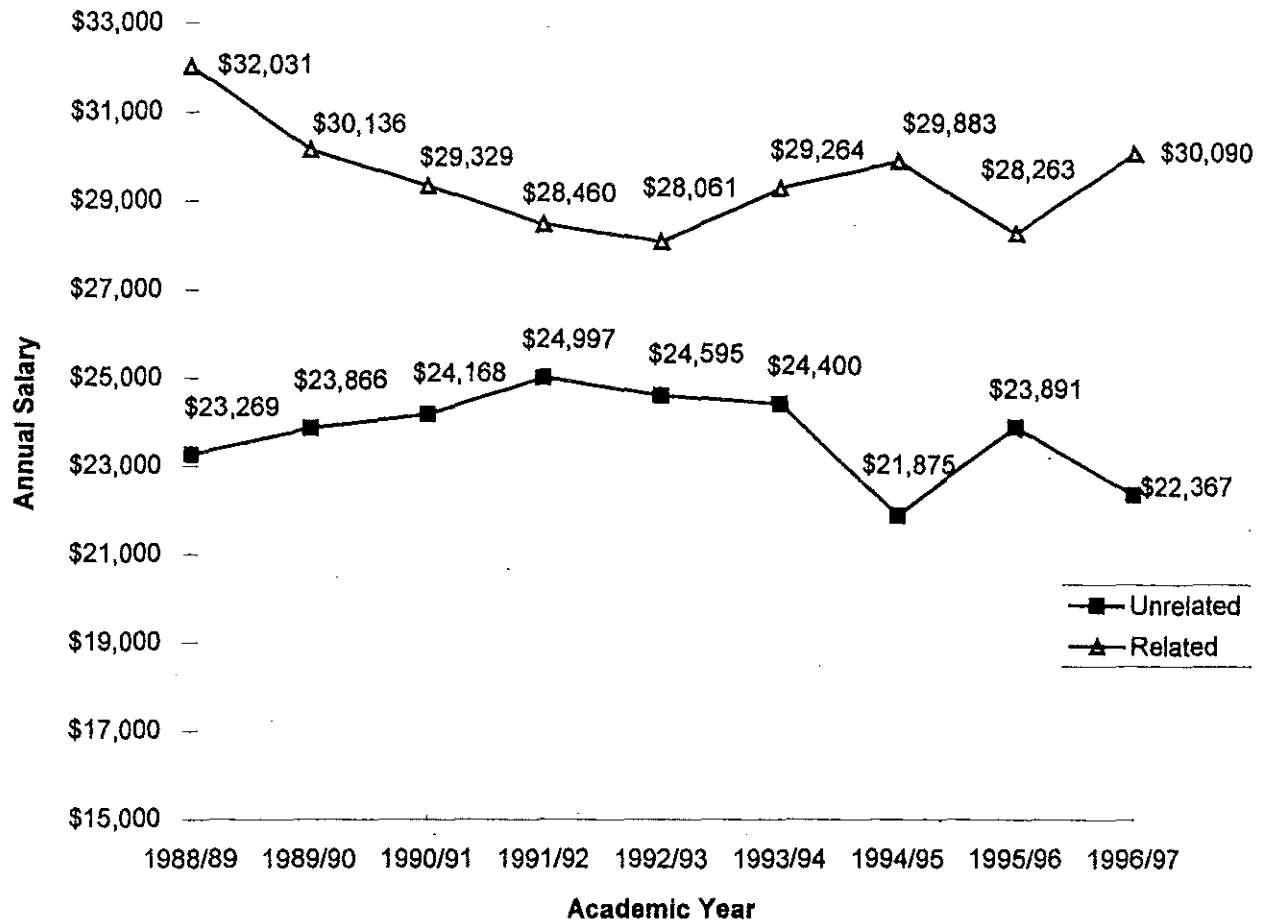
**Trend in Average Hourly Salary of OCC Graduates in Related vs. Unrelated Jobs**



Analysis: The salaries of OCC graduates has been relatively steady over the past ten years. In fact, when adjusted for inflation there has been little change in the real dollars earned by OCC graduates. The figures here are reported in 1997 dollars. This stable trend in salary mirrors that of the labor market at large. A 1998 BLS Report indicated that there has been little gain in real dollars in average salaries over the past 12 years. Perhaps more interesting is the fact that those graduates who are in jobs somewhat or highly related to their program of study earned significantly more money than those graduates in unrelated jobs.

**Oakland Community College**  
**1998/99 Effectiveness Report on Occupational and Technical Programs**

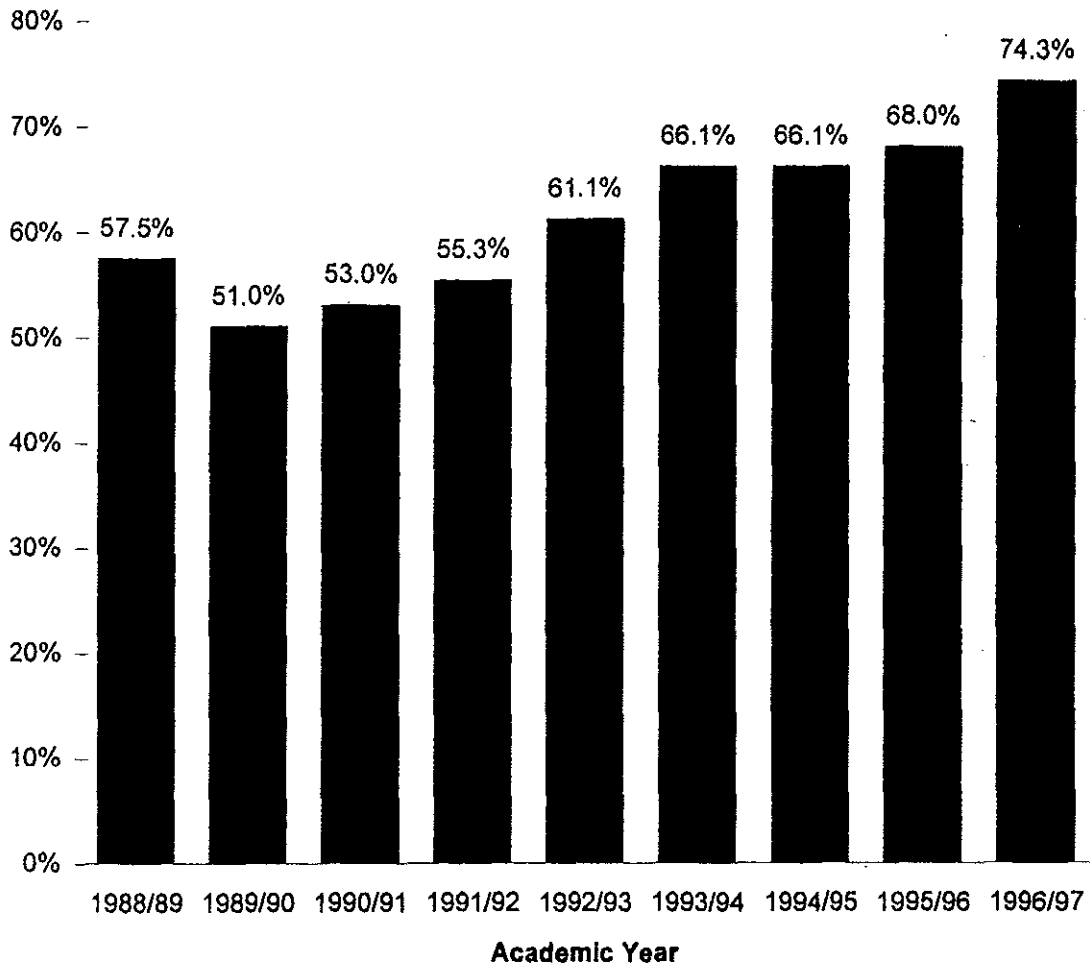
**Trend in Average Annual Salary of OCC Graduates**



Analysis: The salaries of OCC graduates has been relatively steady over the past ten years. In fact, when adjusted for inflation there has been little change in the real dollars earned by OCC graduates. The figures here are reported in 1997 dollars. This stable trend in salary mirrors that of the labor market at large. A 1998 BLS Report indicated that there has been little gain in real dollars in average salaries over the past 12 years. Perhaps more interesting is the fact that those graduates who are in jobs somewhat or highly related to their program of study earned significantly more money than those graduates in unrelated jobs.

Oakland Community College  
1998/99 Effectiveness Report on Occupational and Technical Programs

**Trend in Percentage of OCC Graduates in Somewhat or Highly  
Related Occupations**



Analysis: There has been a steady increase in the percentage of OCC graduates employed in somewhat or highly related occupations over the past ten years. Currently, three quarters of OCC graduates locate jobs that are somewhat or highly related to their program of study. In terms of specific curriculum clusters, Allied Health and Business graduates have the greatest percentages in the somewhat related and highly related occupation responses.

**Oakland Community College  
1998/99 Effectiveness Report on Occupational and Technical Education**

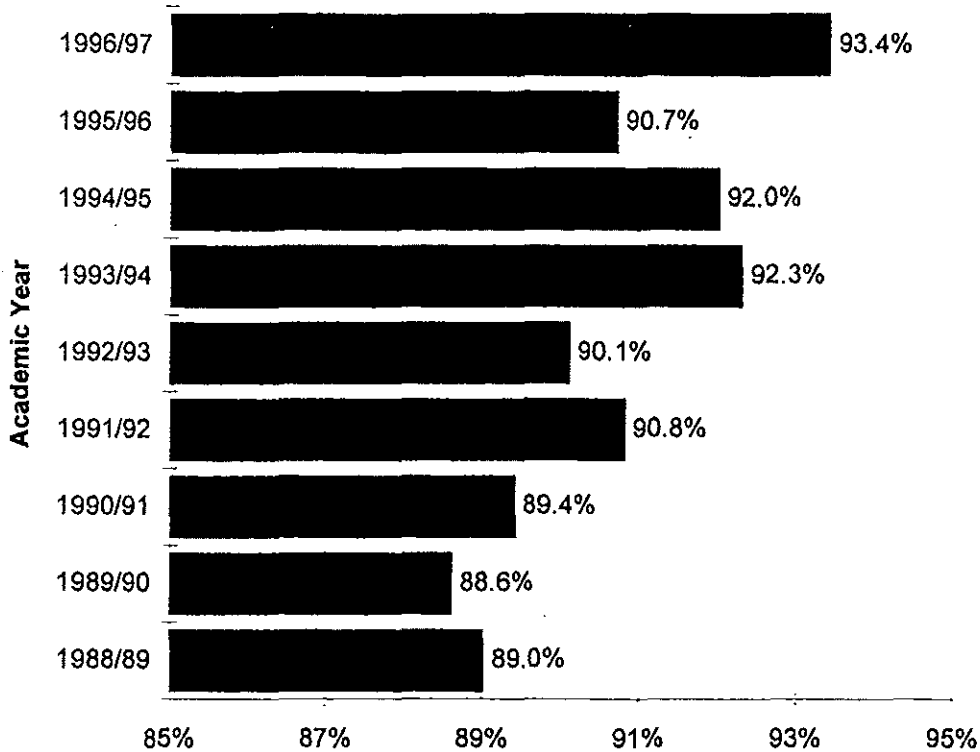
**Number of Active Advisory Committees**

<u>Program</u>	<u>Campus Committee?</u>		<u># of Members</u>	<u>Date of Last Meeting</u>
Business	OR	No		
Mathematics	OR	No		
Physical Sciences	OR	Yes	9	
Social Science	AH	Yes	10	Sep-98
Life Sciences	OR	No		Dec-98
CIS	OR	Yes	12	
Counselling-Application Science	OR	No		Feb-98
English	AH	No		
Nursing	HL	Yes	15	
Accounting	AH	No		May-98
Allied Health (Medical Assistant)	HL	Yes	7	
Allied Health (Dental)	HL	Yes	7	Fall-98
Allied Health (Exercise Science)	HL	Yes	7	May-98
Allied Health (Massage Therapy)	HL	Yes	7	Don't Know
Behavioral Sciences	OR	No		May-98
Mathematics	AH	No		
Allied Health (Radiography)	SF	Yes	15	
Allied Health (Synography)	SF	Yes	20	Dec-98
Allied Health (Respiratory)	SF	Yes	8	Oct-98
Mathematics	SF & RO	Yes	5	Dec-98
Police Academy EMT	AH	Yes	15	Aug-98
Technology	AH	Yes	20	Dec-98
Communications/Humanities	HL	No		Nov-98
Human Sciences	OR	No		
Mathematics	HL	No		
Art and Music	OR	Yes	10	
Fire Training Institute	SF	Yes	14	Jan-98
Natural Science	SF	No		Dec-98
Behavioral Sciences	HL	No		
Humanities	RO	No		
English	OR	No		
Business	AH	No		
Business	HL	No		
Humanities	AH	No		
CIS/Business	AH	Yes	21	
English	RO	No		Apr-98
Natural Science	AH	Yes	20	
Humanities	RO	No		Nov-98
Business(Medical Transcribing)		Yes	5	
Business(Court Reporting)		Yes	8	Feb-97
<b>Total</b>		<b>21</b>	<b>Met in Past Year</b>	<b>Feb-98</b>
				<b>19</b>



Oakland Community College  
1998/99 Effectiveness Report on Occupational and Technical Programs

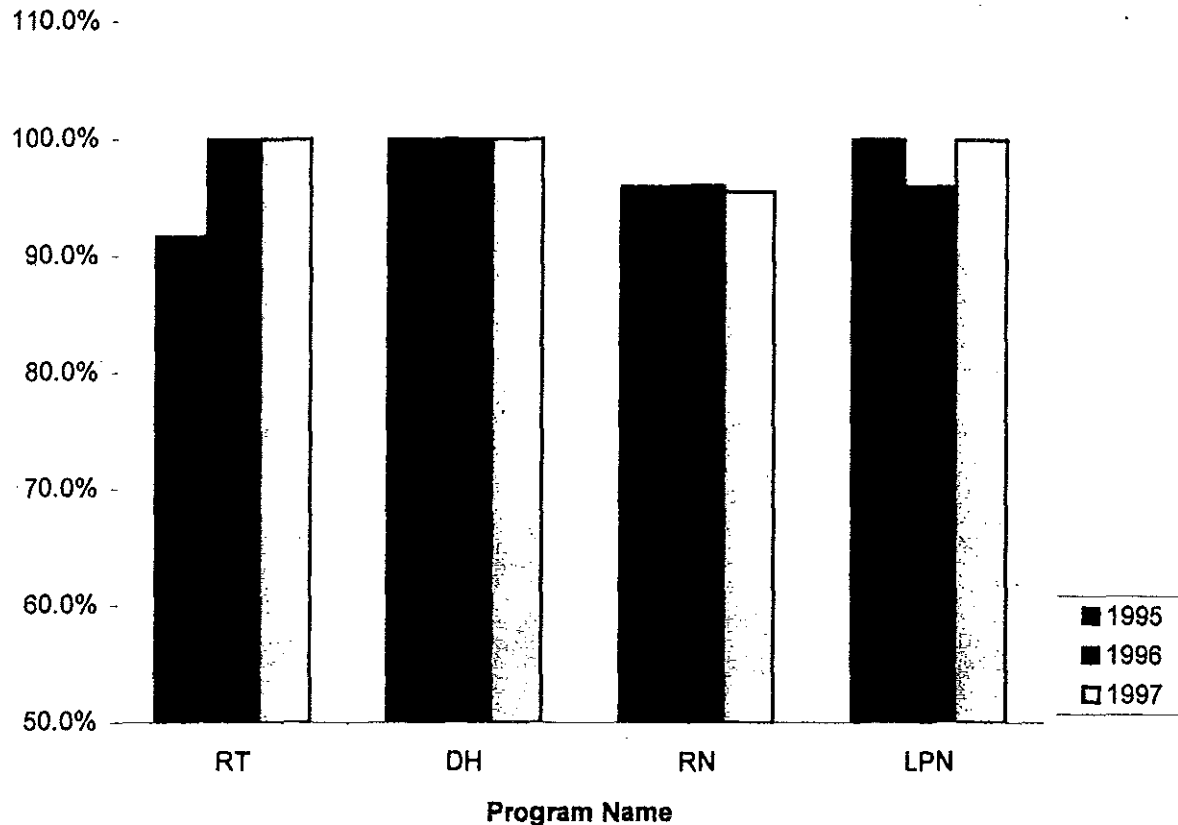
Trend in Percentage of OCC Graduates Satisfied or Very Satisfied  
With Courses in Major



Analysis: Overall the percentage of OCC graduates satisfied or very satisfied with the courses in their major field of study has increased slightly over the past ten years. All curriculum clusters had high levels of satisfaction in general, but the Business and Allied Health Clusters had the largest percentage of graduates in the satisfied or highly satisfied categories over the course of the past ten years. Only about two percent of OCC graduates indicated that they were dissatisfied with the course in their major field of study in each of the ten academic years reported on here.

Oakland Community College  
1998/99 Effectiveness Report on Occupational and Technical Programs

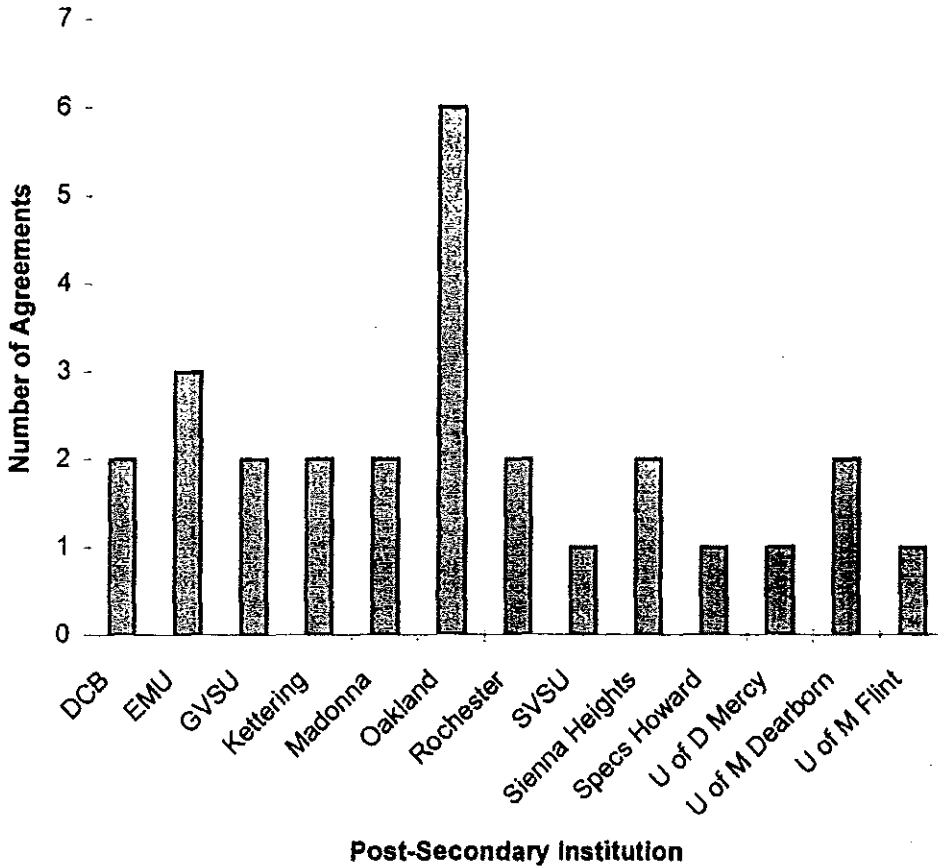
Trend in Percentage of OCC Students Passing Licensure Exams



Analysis: The trend in passage for Licensure Exams for the programs: Radiologic Technology (RT), Dental Hygiene (DH), and Registered and Licensed Practical Nursing (RN/LPN) is overwhelmingly positive. Nearly every OCC graduate who has taken the exam over the last three years have passed. For example, in 1997, 211 of the 220 OCC graduates who took the Registered Nurse Licensure exam passed the exam. In that same year, all 28 Dental Hygiene graduates passed their exam. Each discipline achieved at least a 90% passage rate for all three years that this report contains. This points to programs which prepare graduates well for their careers' requirements.

Oakland Community College  
1998/99 Effectiveness Report on Occupational and Technical Programs

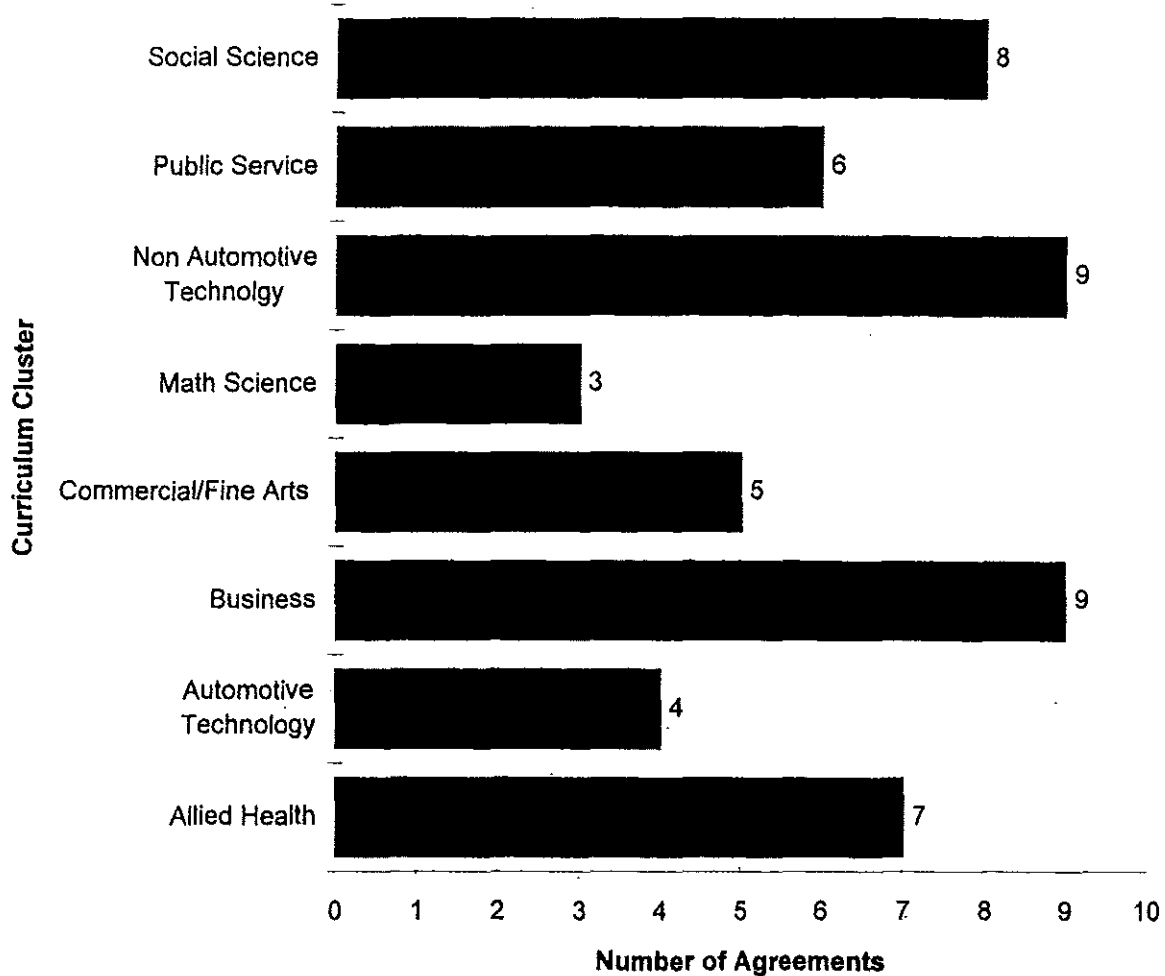
Number of Post-Secondary Institutions That Have Formal  
Articulation Agreements with OCC



Analysis: OCC has formal articulation agreements with 13 local post-secondary institutions ranging from small private colleges to large state institutions. These agreements specify specific coursework to be taken both at OCC and at the transfer institution. OCC has agreements with several institutions whereby a student in any Occupational and Technical program at OCC may obtain a four-year degree. These institutions include Lawrence Technological University, Sienna Heights College, and the University of Michigan, Flint.

Oakland Community College  
1998/99 Effectiveness Report on Occupational and Technical Programs

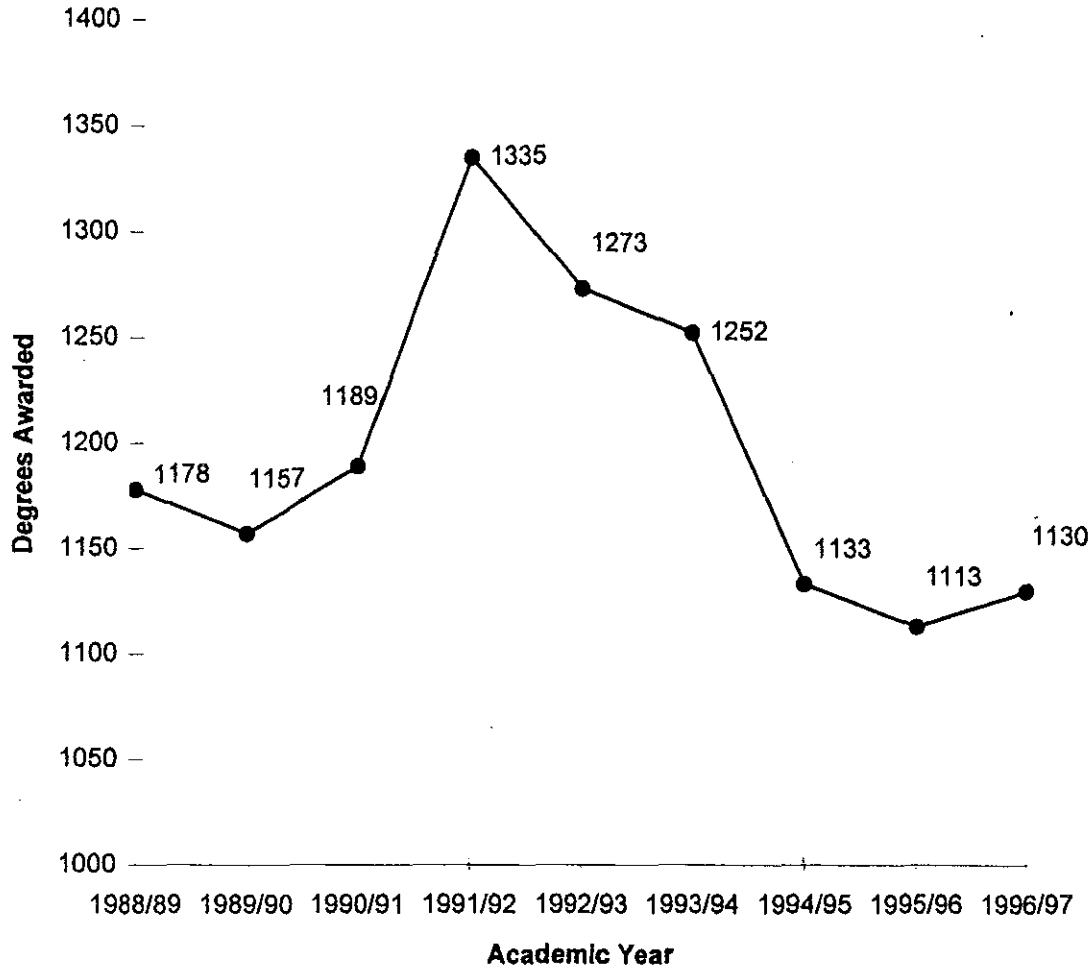
Number of Formal Articulation Agreements by OCC Curriculum Cluster



Analysis: A large number of OCC Occupational and Technical Programs have formal articulation agreements with area colleges and universities. In this graphic, each articulation agreement represents a degree which is earned at the transfer institution. Several programs are included under a single agreement. A complete list of all the specific OCC programs and their corresponding agreements is included as an appendix to these monitoring reports. Over the course of the next measurement periods, additional information about articulation agreements may be added to this indicator which have a trend orientation.

Oakland Community College  
1998/99 Effectiveness Report on Occupational and Technical Programs

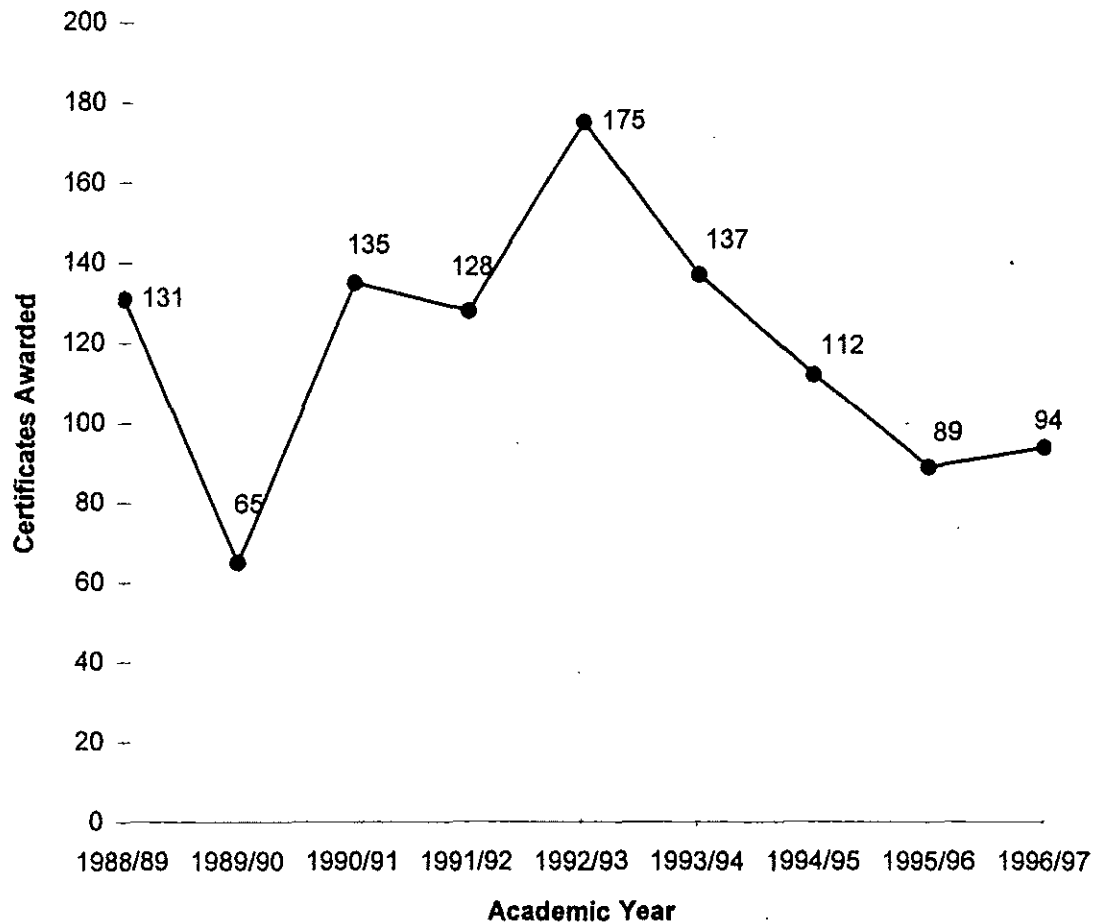
Trend in Number of Occupational/Technical Degrees Awarded by  
OCC



Analysis: The number of degrees awarded at OCC in Occupational and Technical Programs peaked in the 1991-92 academic year. With the corresponding dip in enrollment, in the mid to late 1990's, the number of degrees awarded attenuated as well. Over the ten year period examined in this report, the Allied Health and Business Curriculums were the largest degree generating clusters in the Occupational and Technical area. In terms of all degrees awarded at OCC, the Liberal Arts Program comprised the largest number of degrees when compared with every other individual cluster.

Oakland Community College  
1998/99 Effectiveness Report on Occupational and Technical Programs

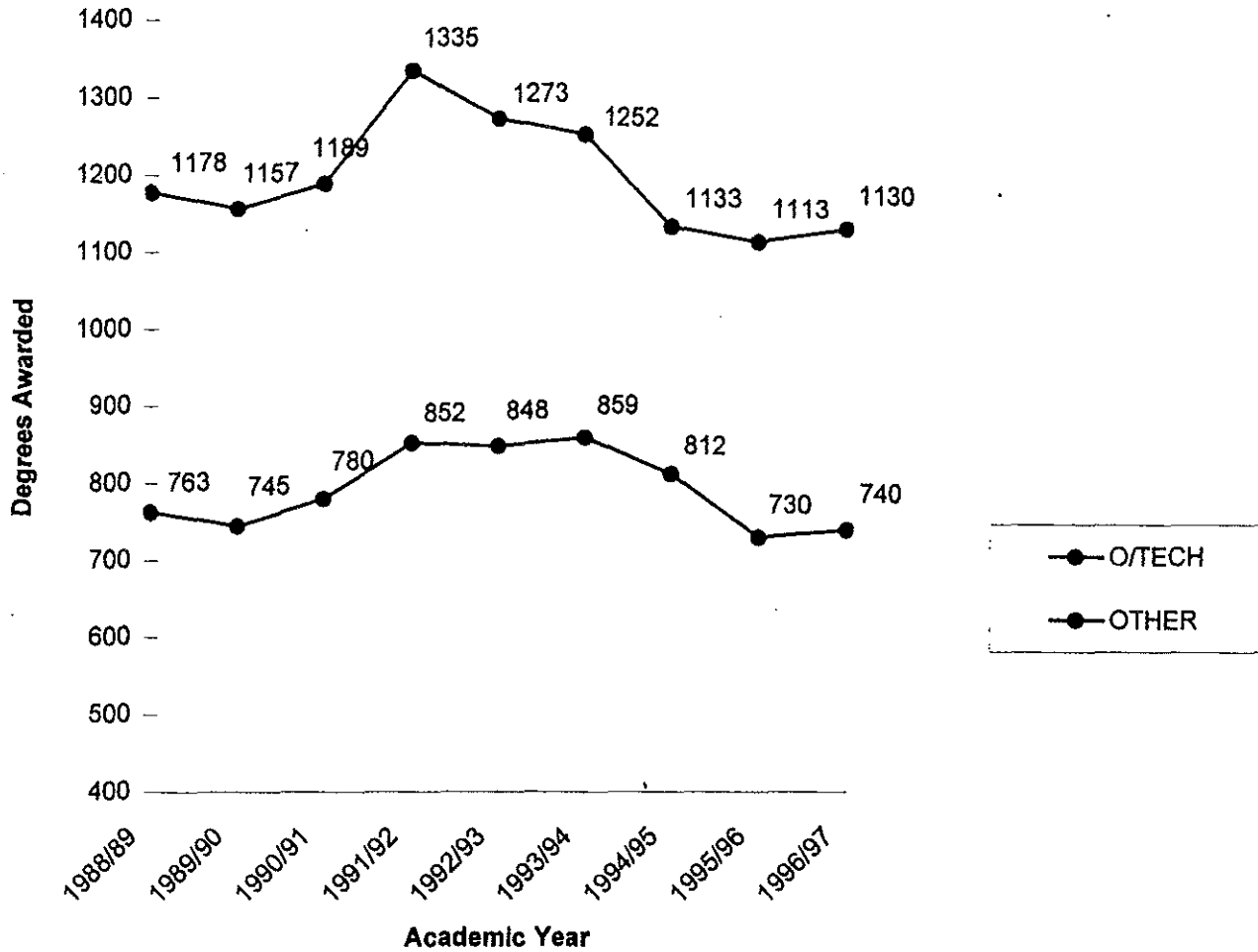
Trend in Number of Occupational/Technical Certificates Awarded  
by OCC



Analysis: The number of certificates awarded at OCC peaked in the 1993-94 academic year. Following this peak, the number of certificates fell consistently over the next four year period. There was a slight upswing in the 1996-97 academic year, however, more data points are needed before any solid conclusions can be made. More specifically, the Allied Health cluster awarded the largest number of certificates during this ten year period, next largest was the Automotive Technologies cluster, and third was the Business cluster.

**Oakland Community College**  
**1998/99 Effectiveness Report on Occupational and Technical Programs**

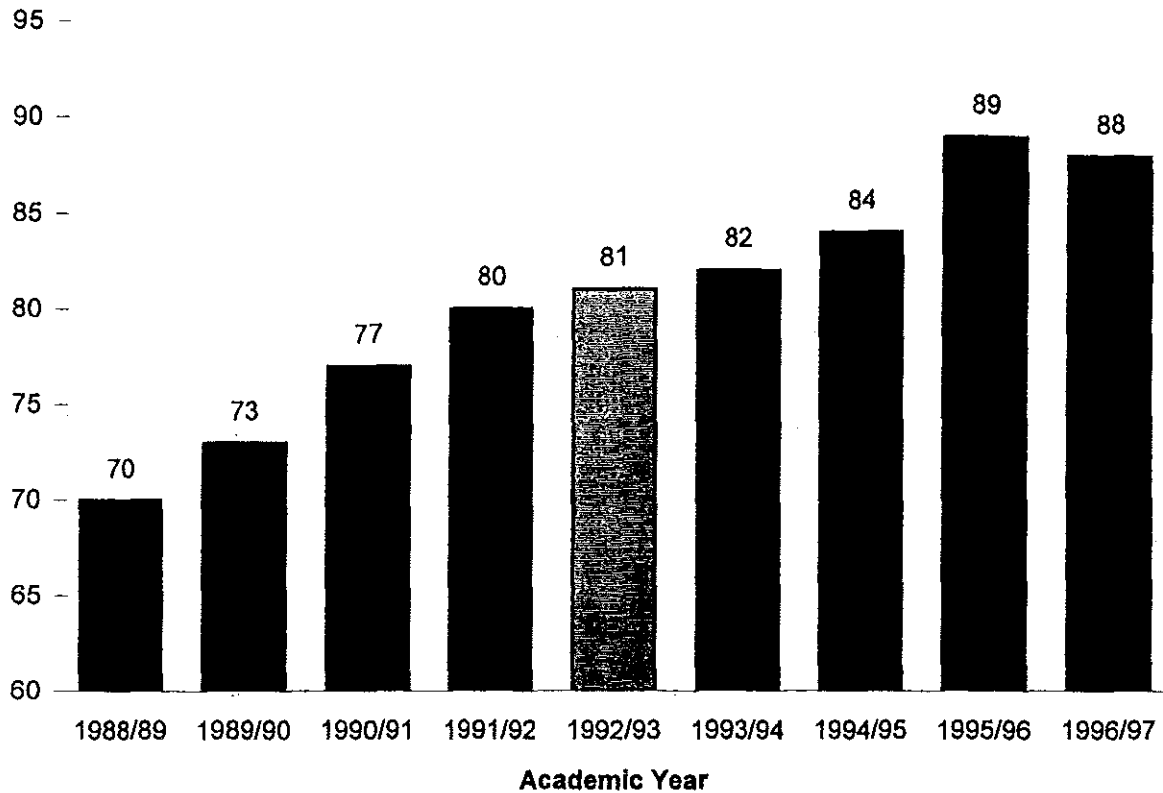
**Trend in Number of Occupational/Technical Degrees V. Other Degrees Awarded at OCC**



Analysis: When the trends in the number of degrees awarded in the Occupational and Technical Programs are compared with the number of degrees awarded in other programs, their linear representation follows a similar pattern of upward and downward fluctuations. When enrollment was at its peak in the early nineties, a greater number of degrees were awarded in the following years. In terms of Occupational and Technical degrees, they account for approximately the same proportion of all degrees awarded at the college over this ten-year period.

Oakland Community College  
1998/99 Effectiveness Report on Occupational and Technical Programs

**Trend in Average Number of Months for OCC Student to Receive a Degree**

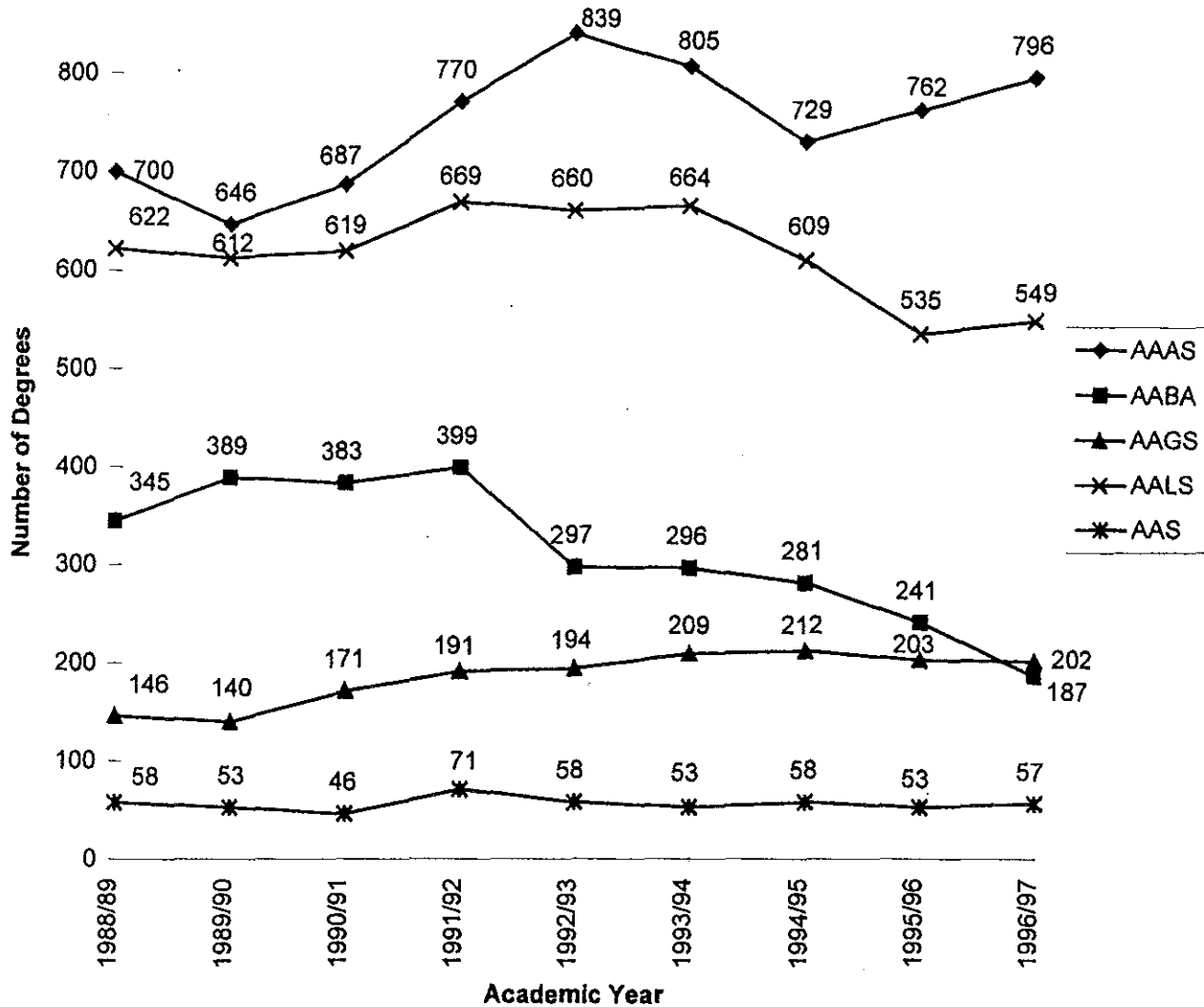


Analysis: Over the past ten years, the average number of months for an OCC student to graduate has increased by approximately 20%. This trend is similar to that in higher education as a whole. For instance, the average undergraduate spends over five years to obtain a Bachelor's Degree according to *The Chronicle of Higher Education*. Those students earning degrees in Automotive Technology, Allied Health, and Technology spent the most time earning their degrees. For example, in the 1996-97 academic year, the average number of months for an Allied Health graduate to complete their program was 97 months, compared with 87 months for those students earning a degree in Business.



**Oakland Community College**  
**1998/99 Effectiveness Report on Occupational and Technical Programs**

**Trend in Type of Degrees Awarded at OCC**



Analysis: The number of different types of degrees awarded by OCC over the past ten years have indeed altered over the time period. Associate's Degrees in the Applied Sciences (AAAS) remain the most frequently awarded, with Associate's Degrees in the Liberal Sciences (AALS) the second most awarded. The disparity between these two degree types has been increasing over the last three academic years, but their relative positions remain the same for the ten year period. The greatest changes have come in the numbers of Associate's Degrees in Business Administration (AABA) and in Associate's Degrees in General Studies (AAGS). In academic year 1988-90, the number of AABA's awarded was more than double than the number of AAGS degrees. That difference started to decrease in the 1992-93 academic year. By 1996-97, the number of AAGS degrees climbed to 202 and surpassed those awarded in Business Administration for the first time in this measurement period. The number of Associate's Degrees in Science (AAS) has been relatively flat during this period.